

Monthly Crime Report

March 2025



March 2025 Crime Report

Purpose:

The purpose of this report is to provide an analysis of crime and other police activities that occurred in the City of Camrose in the month of March 2025. The information is captured through Police records management systems and daily stats collection.

Disclaimer:

Statistics gathered for this report are based on the best available information at the time of drafting and could be subject to change based on files being under investigation or being reported at a later date.

Completed by:



Barb Fowler
Crime Analyst

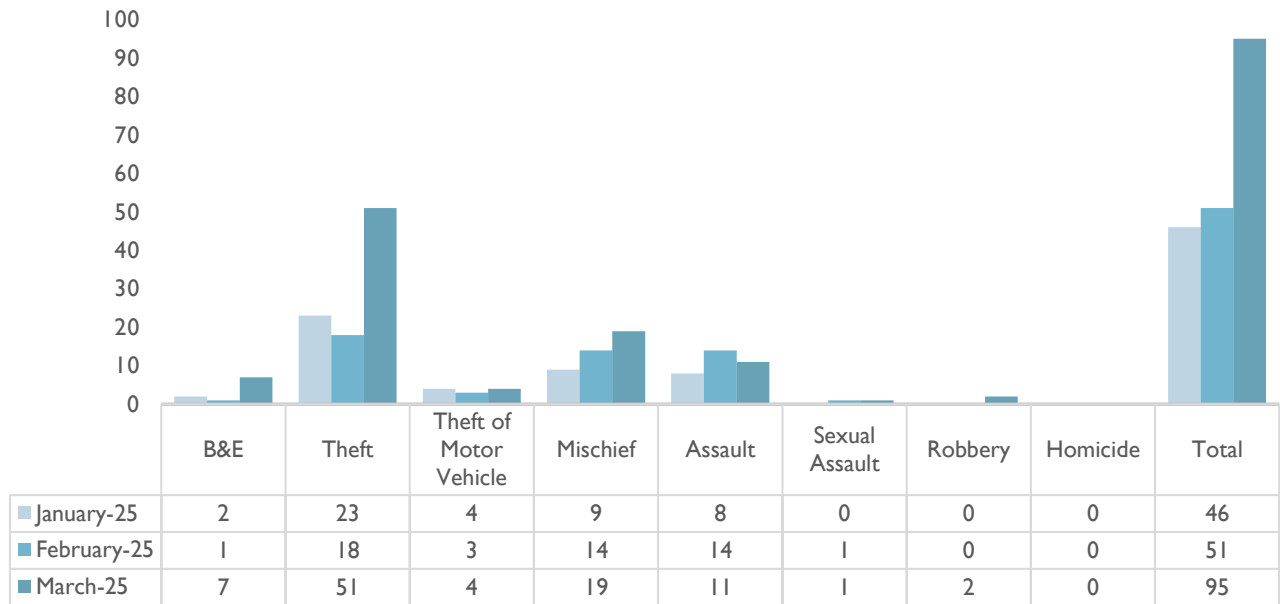


Scott Sveinbjornson
Sgt. I/C Major Crimes Unit

Eight Crime Indicators

March 2025

Number of Occurrences for these 8 Crime Types



January 46 February 51 March 95

Crime Statistics Report Summary:

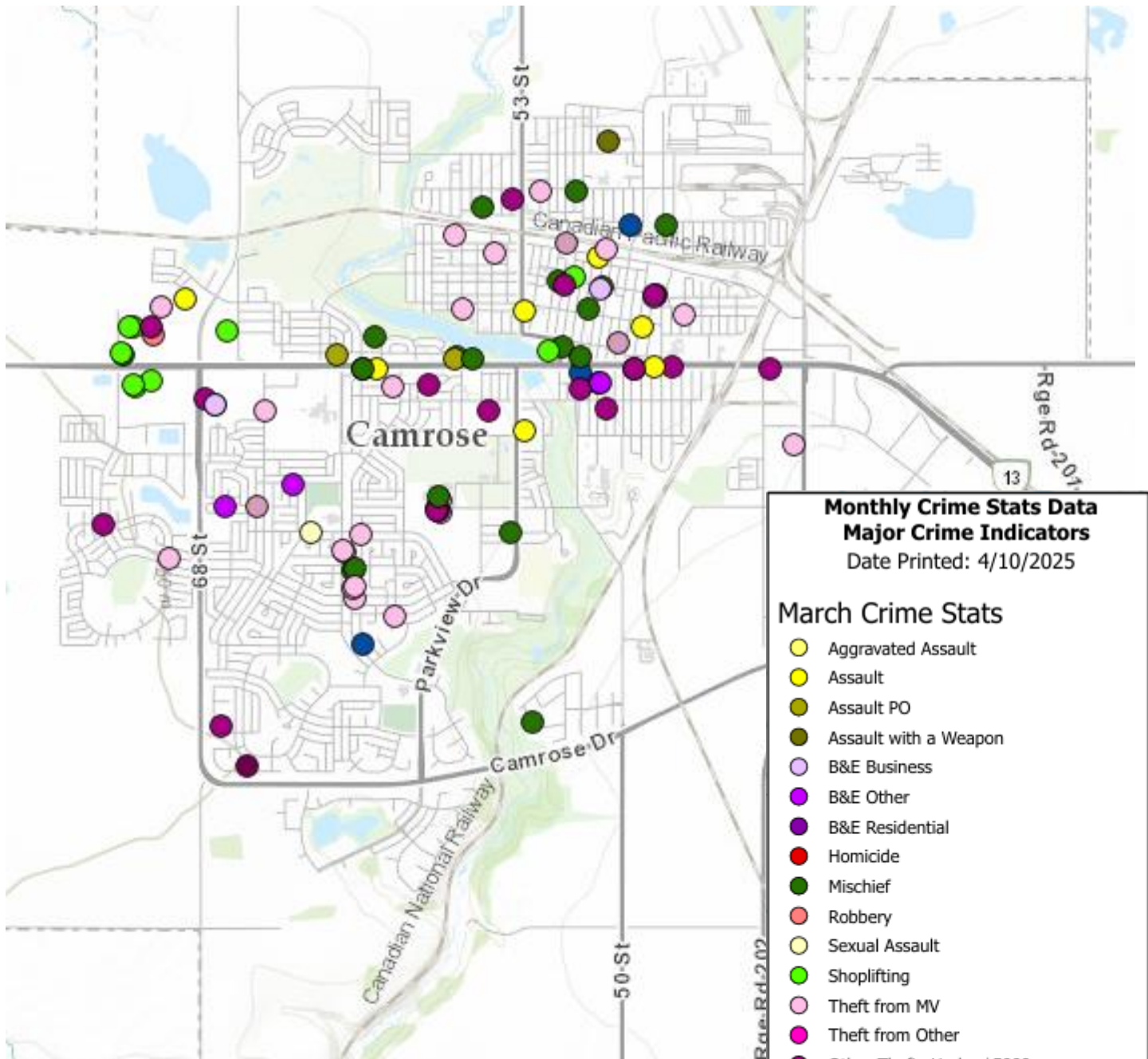
The eight crime indicators for March 2025 showed a significant increase compared to February 2025, with a rise of 86%, or 44 more reported incidents. This marked a 40% increase over the five-year average for the same month.

An analysis of the data revealed that the majority of the increase was in the theft category, which saw a dramatic rise of 183% (33 additional incidents) from February 2025. Compared to the same period in 2024, thefts were up 145%, and there was a 69% (20 additional incidents) increase over the five-year average for this category.

March 2025 also saw a series of six reports of catalytic converter thefts, adding to two reports from the end of February 2025, bringing the total to eight incidents. Hyundai Santa Fe, Mitsubishi RVR, and Hyundai Tucson models were the primary targets.

Additionally, a second series of thefts emerged, involving five incidents around the Aquatic/Recreation Centre, and a third series, consisting of four reports of stolen copper wire and welding cables, was also identified.

March 2025 Eight Crime Indicators Map

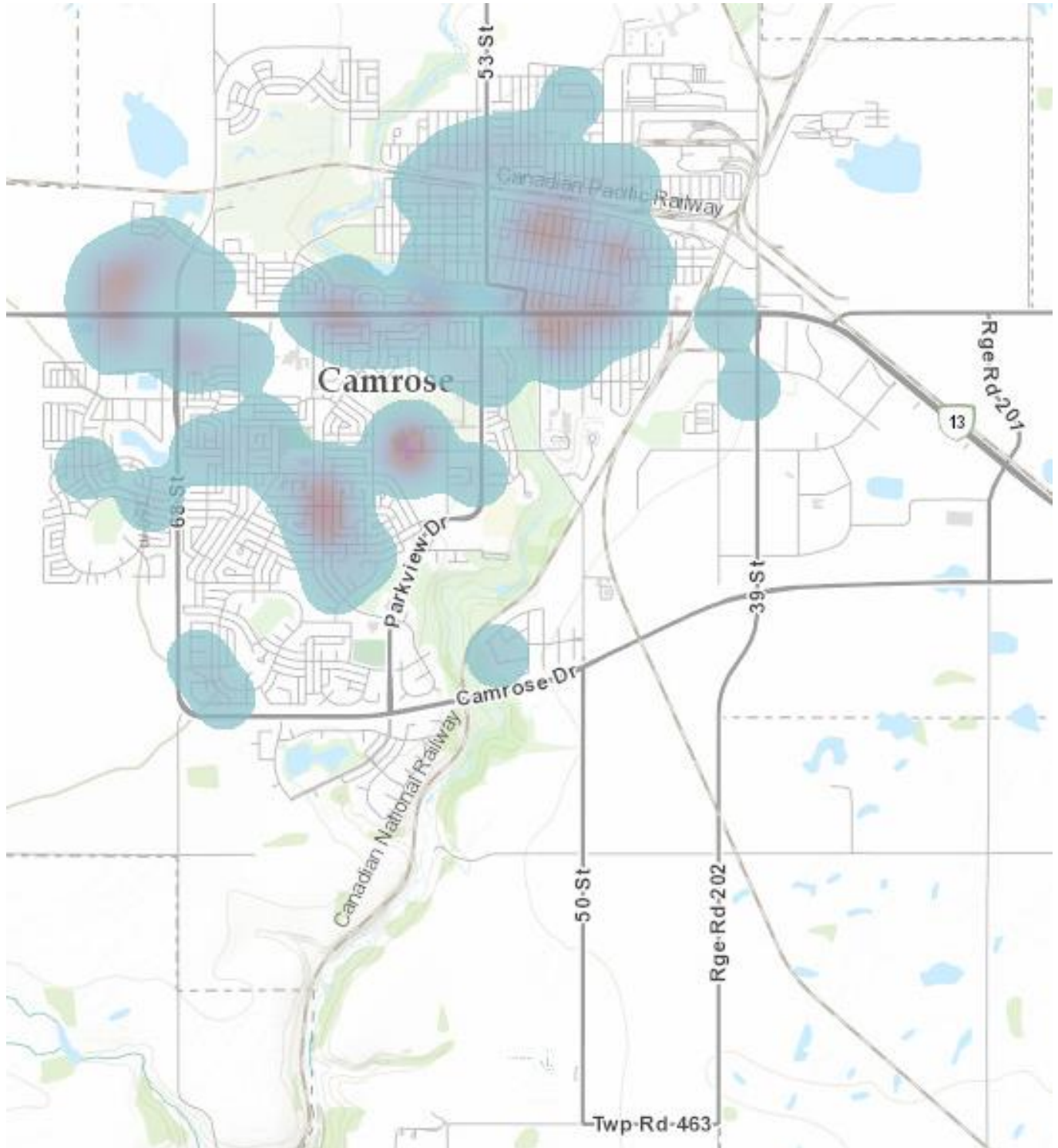


Monthly Crime Stats Data
Major Crime Indicators
Date Printed: 4/10/2025

March Crime Stats

- Aggravated Assault
- Assault
- Assault PO
- Assault with a Weapon
- B&E Business
- B&E Other
- B&E Residential
- Homicide
- Mischief
- Robbery
- Sexual Assault
- Shoplifting
- Theft from MV
- Theft from Other
- Other Thefts Under \$5000
- Other Thefts Over \$5000
- Theft of Bicycle
- Theft of MV Car
- Theft of MV Other
- Theft of MV Truck

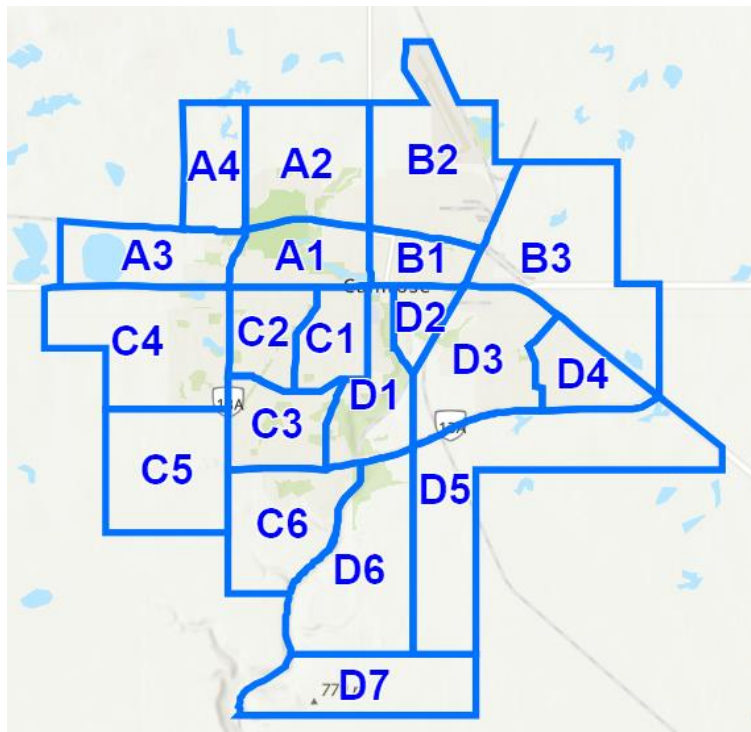
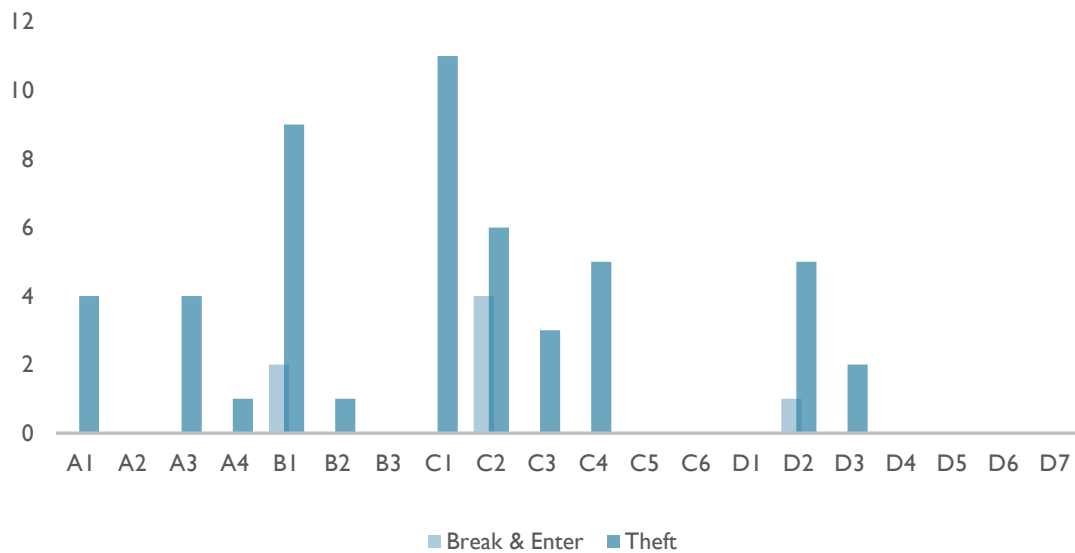
Eight Crime Indicators Heat Map – March 2025



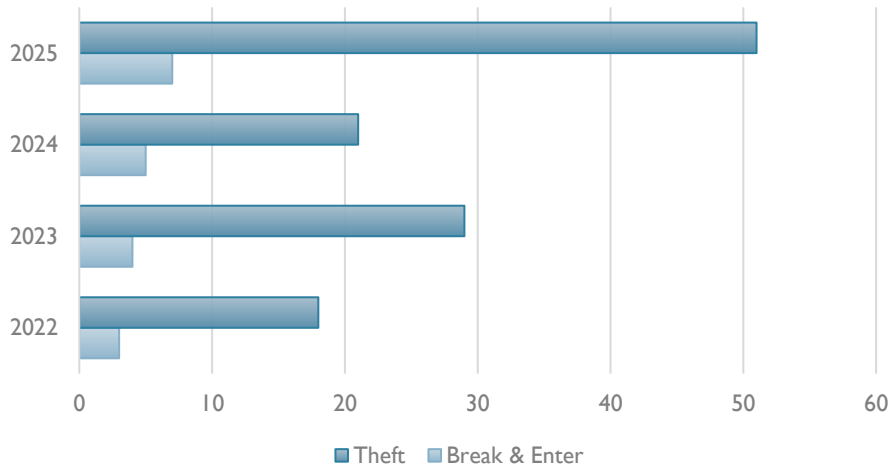
Occurrence Zones

Break & Enter and Thefts

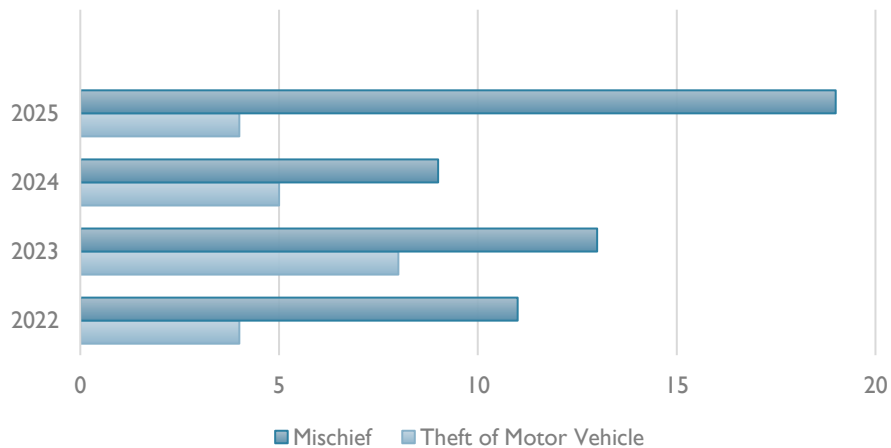
March 2025



March 2022, 2023, 2024 & 2025 Break & Enter and Thefts



March 2022, 2023, 2024 & 2025 Theft of Motor Vehicle & Mischiefs



Theft of Motor Vehicles

| Date Reported | Occurrence Area | Zone | Attempted/Completed | Vehicle | Recovered | Recovery Location | Locked/Unlocked |
|---------------|-------------------|------|---------------------|--------------------|-----------|-------------------|-----------------|
| March 6 | 47 Ave & 50 St | D2 | Completed | 2009 Chev Colorado | Yes | Flagstaff County | Locked |
| March 7 | 52 Ave & 47 St | B2 | Completed | 2002 Jeep Liberty | No | N/A | Unknown |
| March 11 | 38 Ave & Mt Pl Dr | C3 | Completed | 2015 Dodge Ram | Yes | Camrose | Unknown |
| March 15 | 47 Ave & 49 St | D2 | Completed | 2012 Jeep Wrangler | Yes | Edmonton | Locked |

Types of Motor Vehicles



“Mandatory Alcohol Screening” (MAS) Statistics

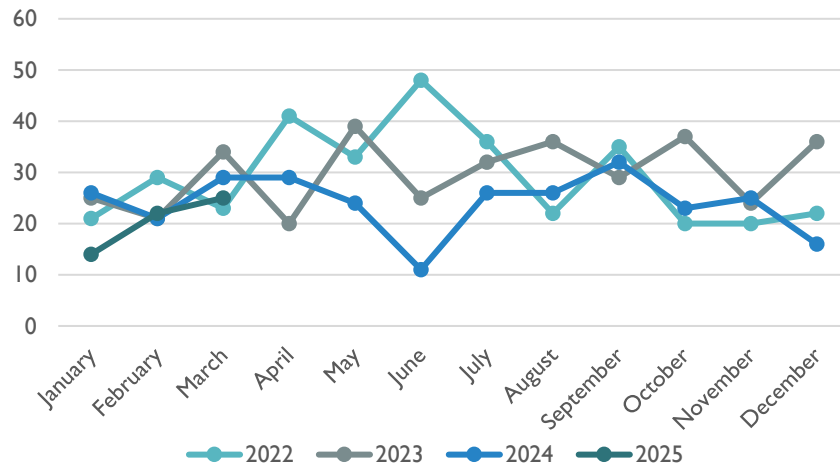
In March 2025, a total of fifty-six (56) Mandatory Alcohol Screening (MAS) tests were administered, resulting in one (1) charge being laid under the Intermediate Roadside Suspensions (IRS) program. There were zero (0) charges related to the Alberta Zero Alcohol Tolerance (AZAT) for graduated drivers, and one (1) individual received a 24-hour suspension. There were no impaired by alcohol or drug occurrences during the month.

Drug Impaired Driving Tests

During the month of March 2025 there were no Standard Field Sobriety Tests (SFST) or Drug Recognition Evaluation Test (DRE) performed.

Crimes Against Persons

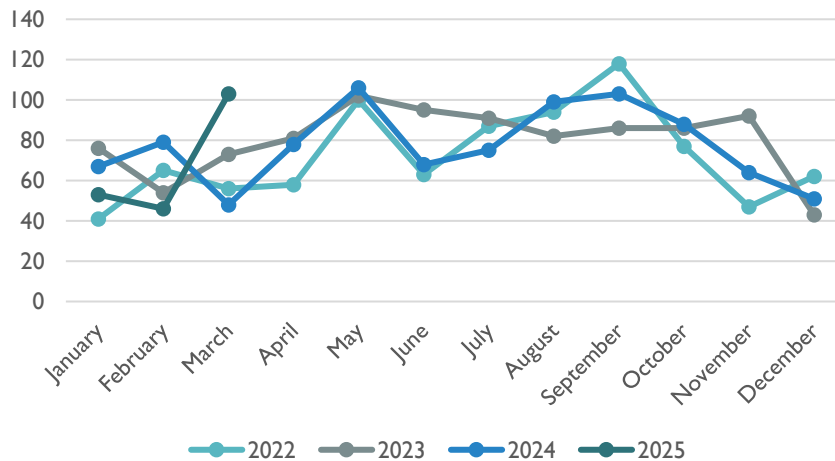
5 Year Monthly Average – 28



The total number of Crimes against Persons was 25 in March of 2025, compared to 29 in March of 2024, 34 in March of 2023, and 23 in March of 2022.

Crimes Against Property

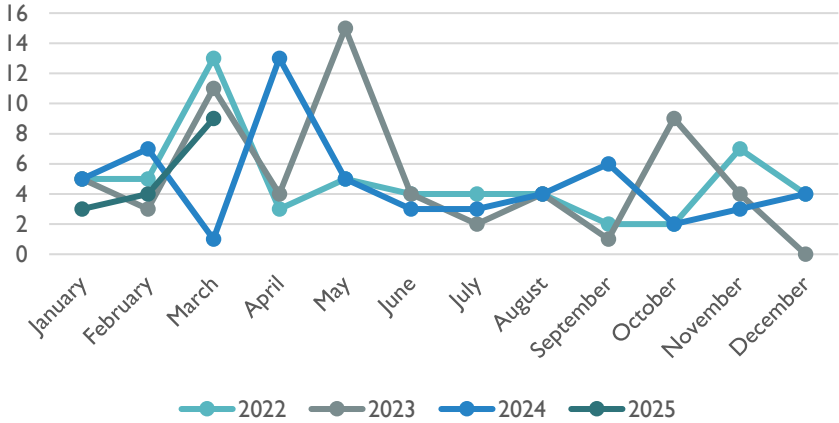
5 Year Monthly Average – 72



The total number of Crimes against Property in March 2025 was 103, compared to 48 in March of 2024, 73 in March of 2023, and 56 in March of 2022.

Drug Occurrences

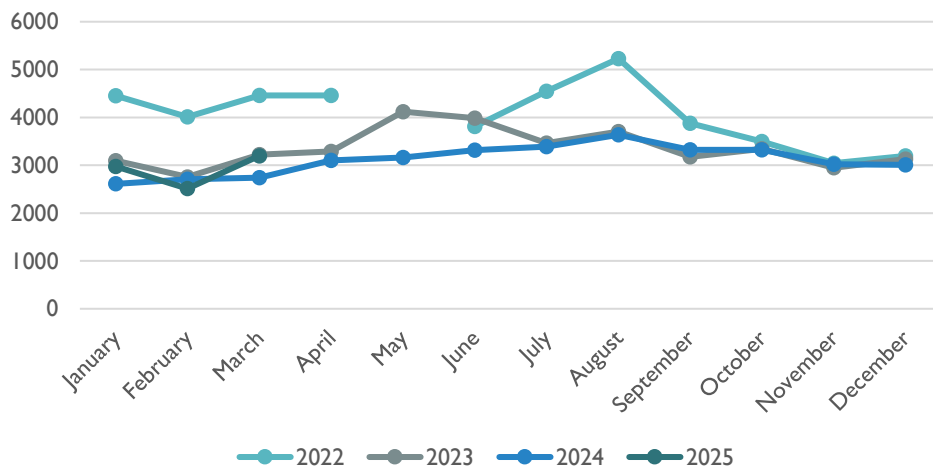
5 Year Monthly Average – 7



There were 9 drug offence occurrences in March of 2025, compared to 1 occurrence in March of 2024, 11 occurrences in March of 2023, and 13 occurrences in March of 2022.

Calls Received by Communications

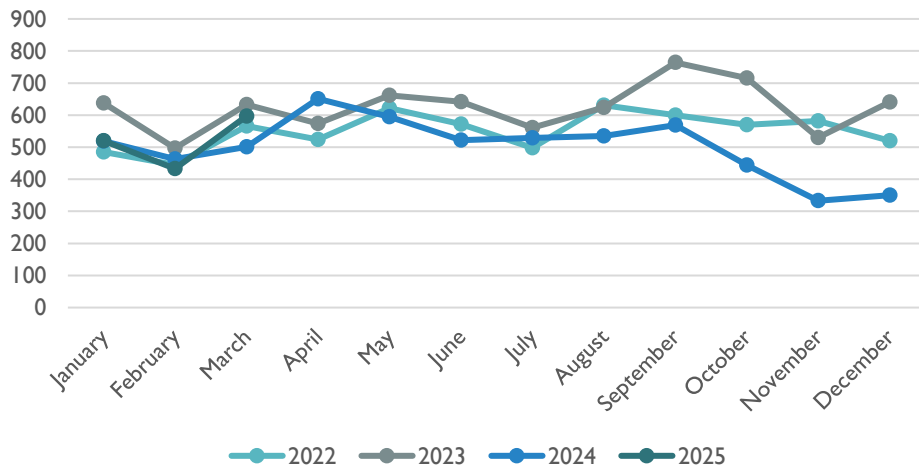
| | Oct 2024 | Nov 2024 | Dec 2024 | Jan 2025 | Feb 2025 | March 2025 |
|---------------|-------------|-------------|-------------|-------------|-------------|---------------|
| Comm 1 | 1360 | 1153 | 1114 | 1050 | 921 | 1239 |
| Comm 2 | 1146 | 1194 | 1154 | 1132 | 964 | 1273 |
| 911 Calls | 814 | 673 | 739 | 793 | 626 | 686 |
| Totals | 3320 | 3020 | 3007 | 2975 | 2511 | 3198 |



Note: Due to a CAD changeover, statistic are not available for May, 2022

Front Counter Customers

| | Oct 2024 | Nov 2024 | Dec 2024 | Jan 2025 | Feb 2025 | March 2025 |
|-------------------------|-------------|-------------|-------------|-------------|-------------|---------------|
| MVC | 19 | 21 | 32 | 32 | 26 | 36 |
| MVC Report Pick Up | 5 | 3 | 5 | 2 | 6 | 4 |
| Fingerprints | 2 | 16 | 1 | 20 | 16 | 29 |
| PIC Inquires/Pick Up | 133 | 45 | 111 | 163 | 149 | 187 |
| Deliveries/Mail | 48 | 46 | 18 | 59 | 44 | 51 |
| Subpoena/Summons | 3 | 2 | 5 | 7 | 5 | 6 |
| Questions | 43 | 37 | 30 | 35 | 36 | 49 |
| RCMP Referral | 18 | 18 | 12 | 25 | 22 | 10 |
| Statements | 21 | 17 | 10 | 41 | 15 | 42 |
| Complaints | 47 | 26 | 20 | 21 | 22 | 54 |
| Guests | 7 | 10 | 11 | 0 | 13 | 17 |
| Contractors/Maintenance | 12 | 6 | 3 | 7 | 12 | 8 |
| Other | 86 | 86 | 92 | 108 | 67 | 104 |
| Totals | 444 | 333 | 350 | 520 | 433 | 597 |

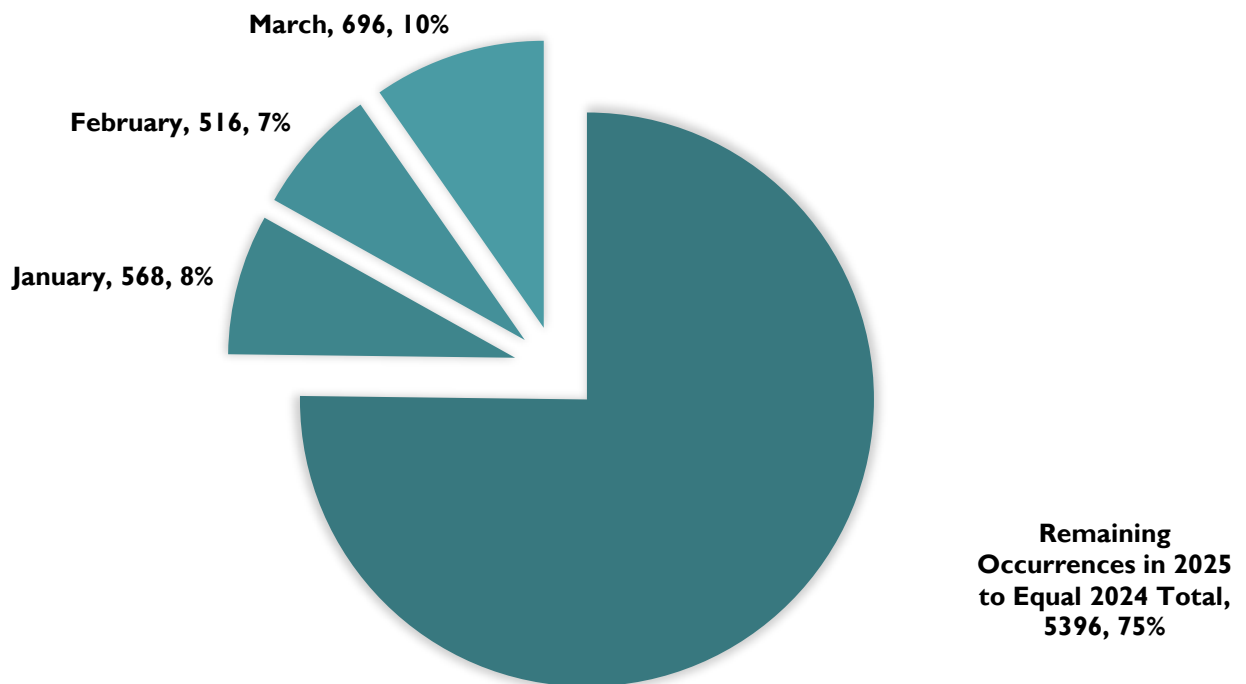


Number of Occurrences

| | Oct 2024 | Nov 2024 | Dec 2024 | Jan 2025 | Feb 2025 | March 2025 |
|-------------------|----------|----------|----------|----------|----------|------------|
| Dispatched | 366 | 335 | 302 | 325 | 312 | 415 |
| Online Reporting | 10 | 0 | 2 | 3 | 4 | 3 |
| Total Occurrences | 593 | 536 | 477 | 568 | 516 | 696 |

2025 Occurrences

2024 Occurrences = 7176

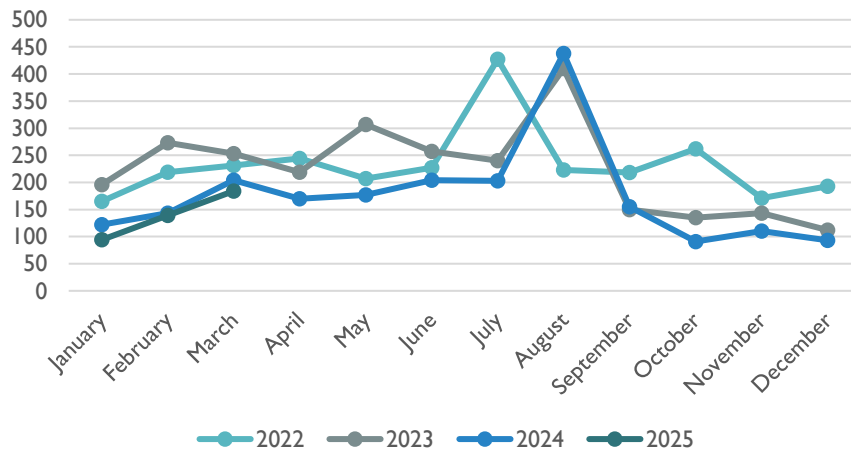


Tickets Issued

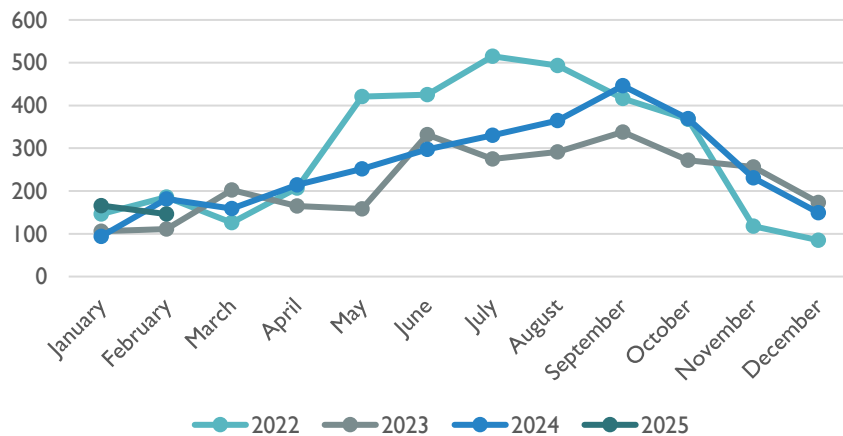
| | Oct 2024 | Nov 2024 | Dec 2024 | Jan 2025 | Feb 2025 | March 2025 |
|-------------------------------|------------|------------|------------|------------|------------|------------|
| Violation Tickets | 91 | 110 | 93 | 94 | 139 | 184 |
| Mobile Electronic Enforcement | 369 | 231 | 149 | 166 | 146 | * |
| Intersection Safety Device | 336 | 222 | 102 | 124 | 122 | * |
| Total | 796 | 563 | 344 | 384 | 407 | |

* = not available yet

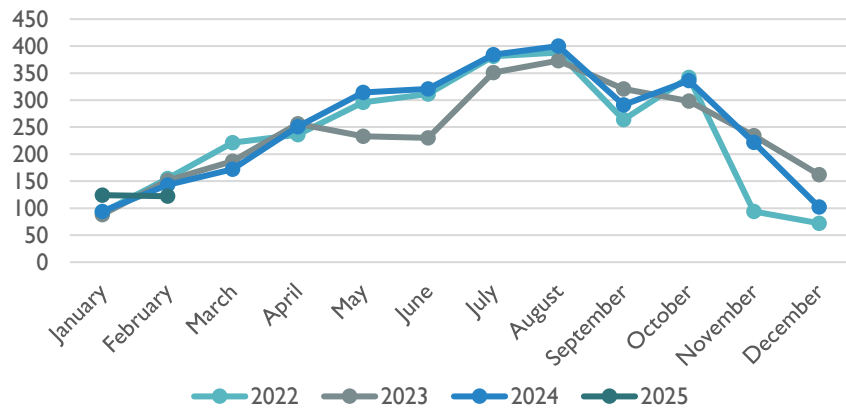
Violation Tickets



Mobile Electronic Enforcement Tickets



Intersection Safety Device Tickets



The Intersection Safety Device located at 68 Street & 48 Avenue was effective from February 1, 2020.

Monthly Comparisons

| Crimes Against Persons | | Compared to same month last year | 2024 Yr Total | March 2024 | March 2025 | 5 Yr Monthly Average for March |
|--------------------------------|---|----------------------------------|---------------|------------|------------|--------------------------------|
| Homicide | | ↔ | 2 | 0 | 0 | 0 |
| Robbery | | ↑ | 3 | 0 | 2 | 0 |
| Sexual Assault | | ↓ | 22 | 2 | 1 | 2 |
| Assault | | ↑ | 148 | 8 | 11 | 13 |
| Arson | | ↑ | 4 | 0 | 1 | 0 |
| Criminal Harassment | | ↓ | 21 | 2 | 0 | 2 |
| Uttering Threats | | ↓ | 52 | 6 | 4 | 5 |
| | | | | | | |
| Crimes Against Property | | Compared to same month last year | 2024 Yr Total | March 2024 | March 2025 | 5 Yr Monthly Average for March |
| Break and Enter | | ↑ | 104 | 5 | 7 | 5 |
| | Business | ↑ | 42 | 2 | 4 | 2 |
| | Residential | ↓ | 24 | 1 | 0 | 2 |
| | Other (Detached Garden Shed) | ↑ | 38 | 2 | 3 | 1 |
| | | | | | | |
| Theft of Motor Vehicles | | ↓ | 82 | 5 | 4 | 5 |
| | Car | ↓ | 12 | 2 | 0 | 1 |
| | Truck/SUV | ↑ | 62 | 2 | 4 | 4 |
| | Motorcycle | ↔ | 4 | 0 | 0 | 0 |
| | Other (Van, ATV, Snowmobile, boat, etc) | ↓ | 4 | 1 | 0 | 0 |
| | | | | | | |
| Theft Over \$5,000 | | ↑ | 17 | 1 | 2 | 1 |
| | Theft from Motor Vehicles | ↑ | 2 | 0 | 1 | 0 |
| | Shoplifting Over \$5,000 | ↔ | 1 | 0 | 0 | 0 |
| | Other Thefts Over \$5,000 | ↔ | 14 | 1 | 1 | 1 |
| | | | | | | |
| Thefts Under \$5,000 | | ↑ | 346 | 20 | 49 | 29 |
| | Thefts from Motor Vehicles | ↑ | 104 | 9 | 18 | 9 |
| | Shoplifting Under \$5,000 | ↑ | 112 | 4 | 9 | 9 |
| | Other Thefts Under \$5,000 | ↑ | 130 | 7 | 22 | 11 |

Monthly Comparisons (cont'd)

| Crimes Against Property Continued | | Compared to same month last year | 2024 Yr Total | March 2024 | March 2025 | 5 Yr Monthly Average for March |
|---|---------------------------|----------------------------------|---------------|------------|------------|--------------------------------|
| Mischief | | ↑ | 169 | 9 | 19 | 12 |
| Frauds | | ↑ | 136 | 6 | 13 | 12 |
| | Credit Card | ↓ | 19 | 2 | 1 | 1 |
| | General Fraud | ↑ | 110 | 4 | 12 | 11 |
| | Forgery & Uttering | ↔ | 7 | 0 | 0 | 0 |
| | Other (Personation, etc.) | ↔ | 0 | 0 | 0 | 0 |
| | | | | | | |
| Drug Offences | | Compared to same month last year | 2024 Yr Total | March 2024 | March 2025 | 5 Yr Monthly Average for March |
| Possession | | ↑ | 38 | 0 | 7 | 6 |
| | Cocaine | ↑ | 8 | 0 | 3 | 2 |
| | Methamphetamine | ↑ | 21 | 0 | 4 | 3 |
| | Other | ↔ | 9 | 0 | 0 | 1 |
| | | | | | | |
| Trafficking/Possession for the Purpose of Trafficking | | ↔ | 22 | 1 | 1 | 3 |
| | Cocaine | ↓ | 4 | 1 | 0 | 2 |
| | Methamphetamine | ↑ | 18 | 0 | 1 | 1 |
| | Other | ↔ | 0 | 0 | 0 | 0 |