

Monthly Crime Report

January 2025



January 2025 Crime Report

Purpose:

The purpose of this report is to provide an analysis of crime and other police activities that occurred in the City of Camrose in the month of January, 2025. The information is captured through Police records management systems and daily stats collection.

Disclaimer:

Statistics gathered for this report are based on the best available information at the time of drafting, and could be subject to change based on files being under investigation, or being reported at a later date.

Completed by:



Barb Fowler
Crime Analyst

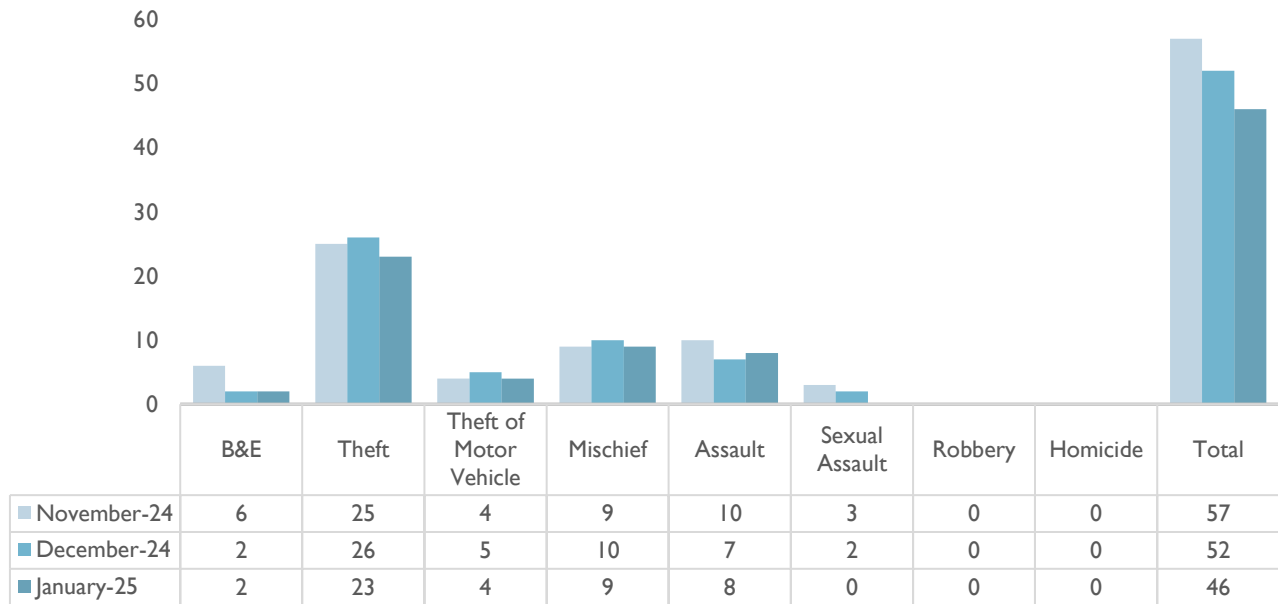


Scott Sveinbjornson
Sgt. I/C Major Crimes Unit

Eight Crime Indicators

January 2025

Number of Occurrences for these 8 Crime Types



January 46

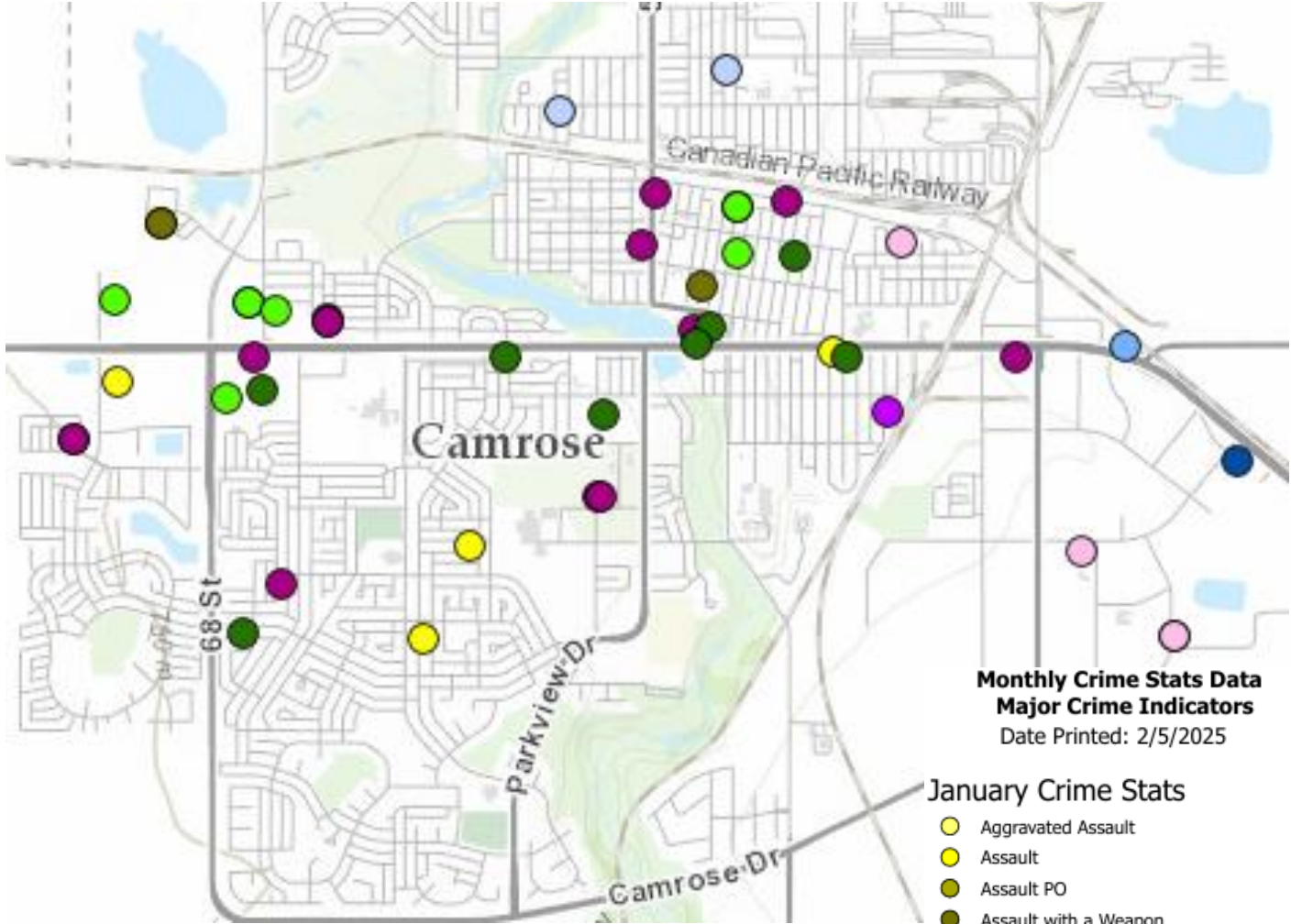
Crime Statistics Report Summary:

In January 2025, the overall statistics for the eight crime indicators showed a 12% decline from December 2024 (a decrease of 6 incidents) and were 23% below the 5-year average for January.

The only category to experience an increase was Assault, which saw 1 additional reported incident.

A closer look at this category revealed that 7 out of the 8 reported assaults were related to intimate partner violence. Additionally, two of the reports referred to the same incident, where each person involved reported the occurrence separately at different times.

January 2025 Eight Crime Indicators Map

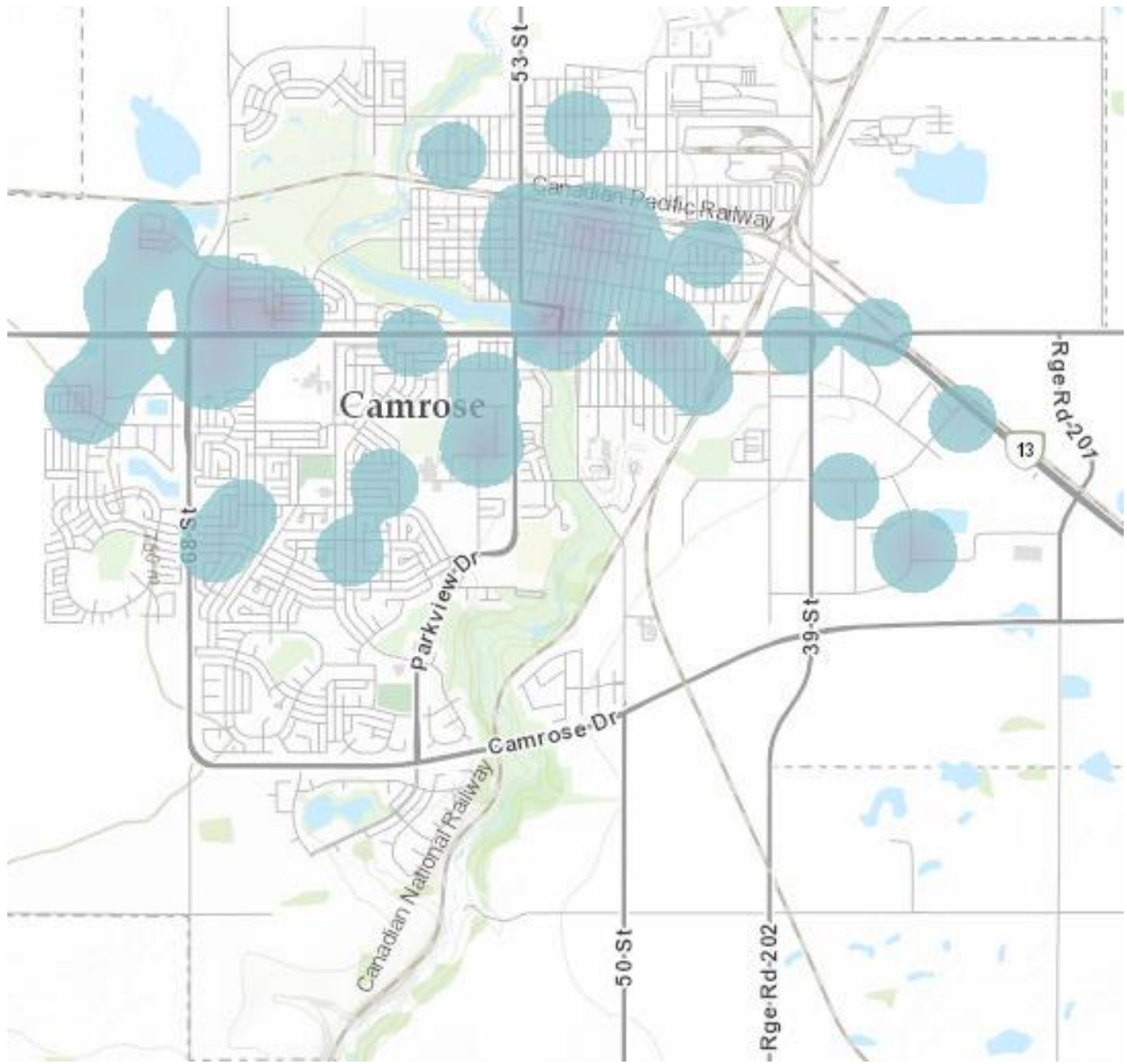


**Monthly Crime Stats Data
Major Crime Indicators**
Date Printed: 2/5/2025

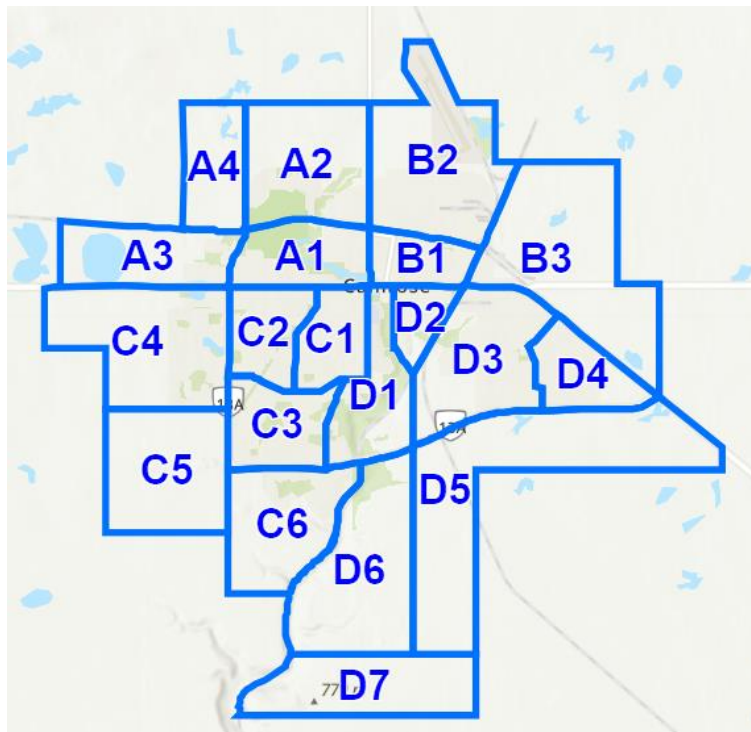
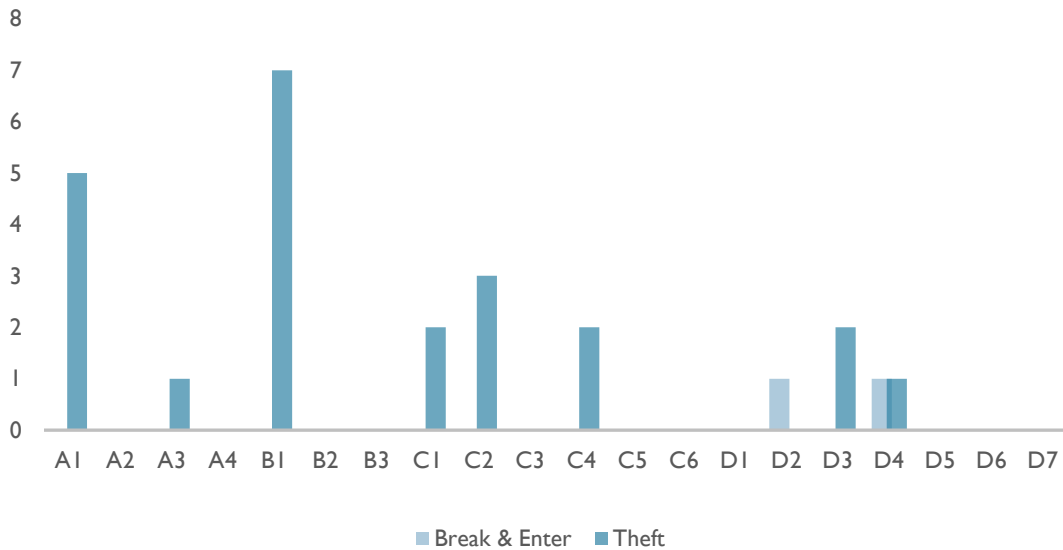
January Crime Stats

- Aggravated Assault
- Assault
- Assault PO
- Assault with a Weapon
- B&E Business
- B&E Other
- B&E Residential
- Homicide
- Mischief
- Robbery
- Sexual Assault
- Shoplifting
- Theft from MV
- Theft from Other
- Other Thefts Under \$5000
- Other Thefts Over \$5000
- Theft of Bicycle
- Theft of MV Car
- Theft of MV Other
- Theft of MV Truck

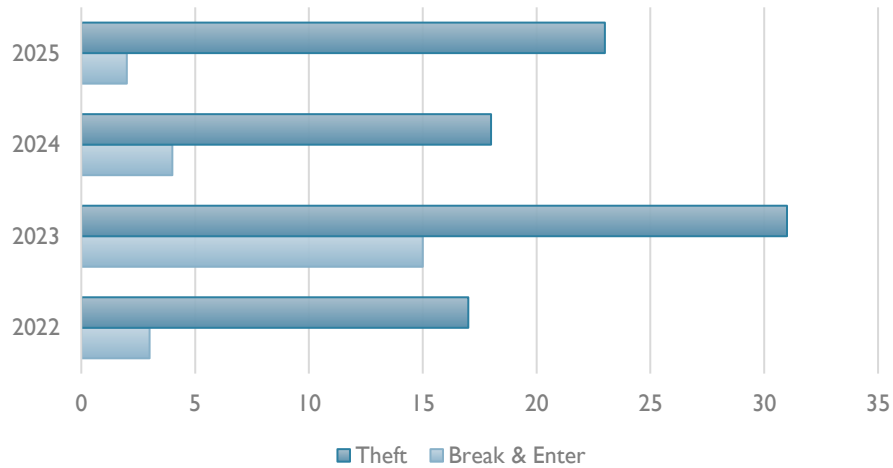
Eight Crime Indicators Heat Map



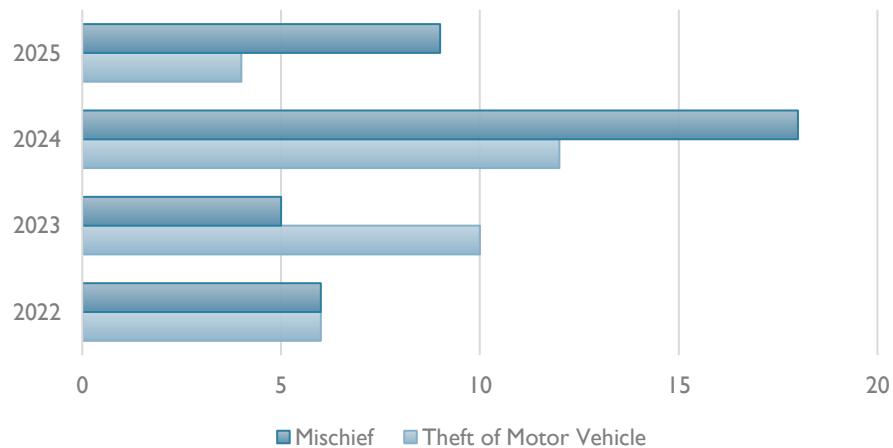
Occurrence Zones Break & Enter and Thefts January 2025



January 2022, 2023, 2024 & 2025 Break & Enter and Thefts



January 2022, 2023, 2024 & 2025 Theft of Motor Vehicle & Mischiefs



Theft of Motor Vehicles

Date Reported	Occurrence Area	Zone	Attempted/Completed	Vehicle	Recovered	Recovery Location	Locked/Unlocked
Jan 10	48 Ave & 37 St	B3	Attempted	2007 Dodge Caravan	N/A	N/A	Unknown
Jan 13	53 Ave & 50 St	B2	Completed	2009 Ford Fusion	Yes	Camrose	Unlocked & Keys In
Jan 24	52 Ave & 56 St	A2	Completed	2002 Acura EL	Yes	Camrose	Unlocked & Idling
Jan 24	48 Ave & 35 St	D4	Completed	2025 Dodge Ram	Yes	Winnipeg	Fraudulent Purchase

Types of Motor Vehicles



“Mandatory Alcohol Screening” (MAS) Statistics

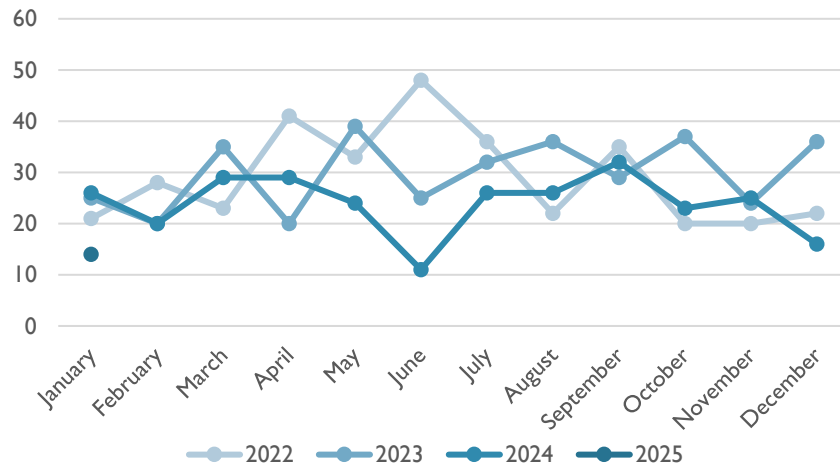
In January 2025, a total of 180 Mandatory Alcohol Screening (MAS) tests were administered, resulting in 2 charges being laid under the Intermediate Roadside Suspensions (IRS) program. There were no charges related to the Alberta Zero Alcohol Tolerance (AZAT) for graduated drivers, and 2 individuals received 24-hour suspensions. Notably, there were no reported incidents of impaired driving due to alcohol or drugs during the month.

Drug Impaired Driving Tests

During the month of January, 2025 there were 2 Standard Field Sobriety Tests (SFST) and 1 Drug Recognition Evaluation Test (DRE) performed.

Crimes Against Persons

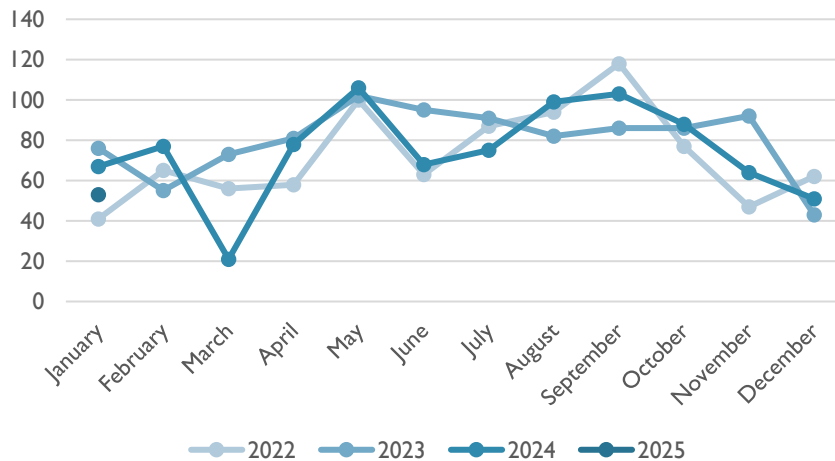
5 Year Monthly Average – 22



The total number of Crimes against Persons was 14 in January of 2025, compared to 26 in January of 2024, 25 in January of 2023 and 21 in January of 2022.

Crimes Against Property

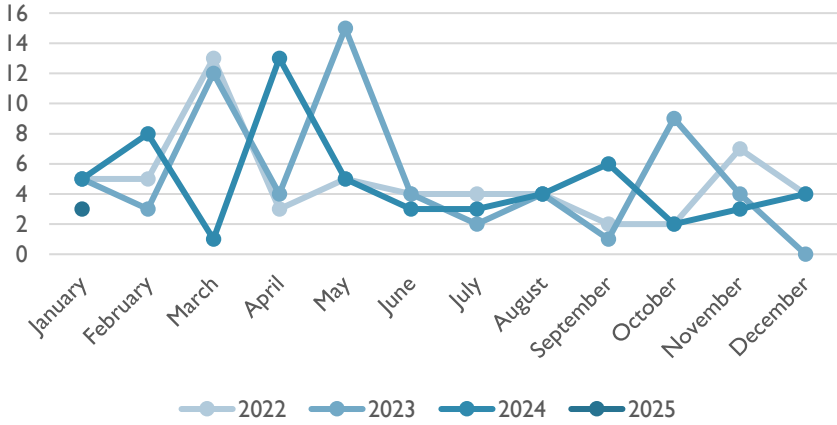
5 Year Monthly Average – 60



The total number of Crimes against Property in January, 2025 was 53, compared to 67 in January of 2024, 76 in January of 2023, and 41 in January of 2022.

Drug Occurrences

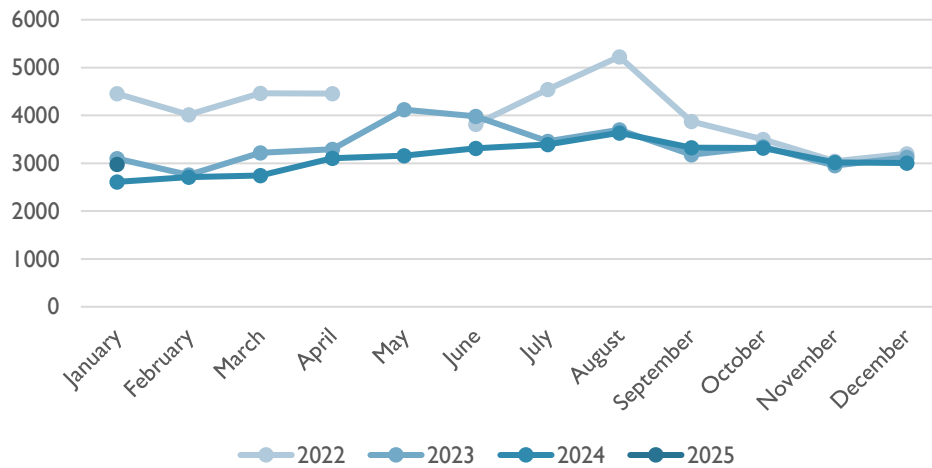
5 Year Monthly Average – 7



There were 3 drug offence occurrences in January of 2025, compared to 5 occurrences in January of 2024, 5 occurrences in January of 2023, and 5 occurrences in January of 2022.

Calls Received by Communications

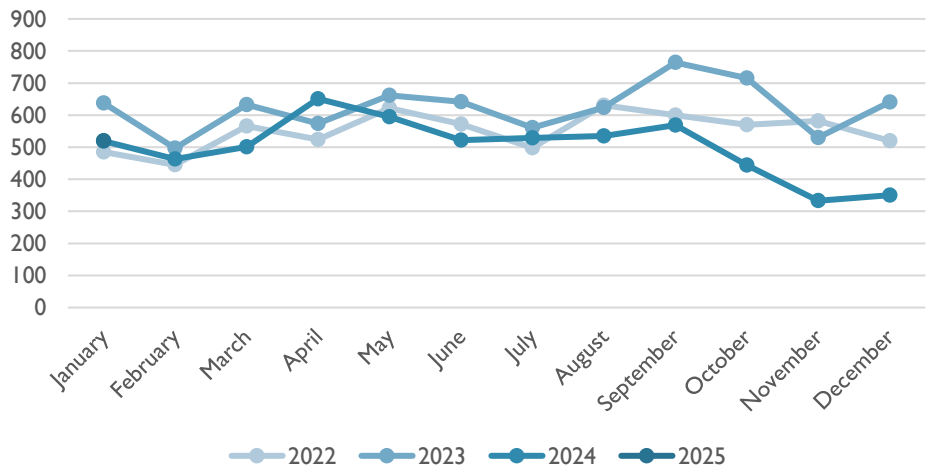
	Oct 2024	Nov 2024	Dec 2024	Jan 2025
Comm 1	1360	1153	1114	1050
Comm 2	1146	1194	1154	1132
911 Calls	814	673	739	793
Totals	3320	3020	3007	2975



Note: Due to a CAD changeover, statistic are not available for May, 2022

Front Counter Customers

	Oct 2024	Nov 2024	Dec 2024	Jan 2025
MVC	19	21	32	32
MVC Report Pick Up	5	3	5	2
Fingerprints	2	16	1	20
PIC Inquires/Pick Up	133	45	111	163
Deliveries/Mail	48	46	18	59
Court	0	0	0	0
Subpoena/Summons	3	2	5	7
Questions	43	37	30	35
RCMP Referral	18	18	12	25
Statements	21	17	10	41
Complaints	47	26	20	21
Guests	7	10	11	0
Contractors/Maintenance	12	6	3	7
Other	86	86	92	108
Totals	444	333	350	520




Number of Occurrences

	Oct 2024	Nov 2024	Dec 2024	Jan 2025
Dispatched	366	335	302	325
Online Reporting	10	0	2	3
Total Occurrences	593	536	477	198

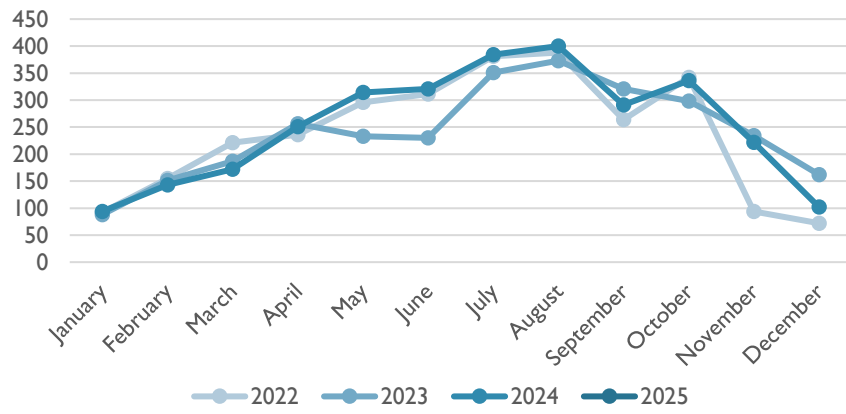
2025 Occurrences

2024 Occurrences = 7173



Remaining Occurrences in 2025 to Equal 2024 Total, 6605, 92%

Intersection Safety Device Tickets



The Intersection Safety Device located at 68 Street & 48 Avenue was effective from February 1, 2020.

Monthly Comparisons

Crimes Against Persons		Compared to same month last year	2024 Yr Total	Jan 2024	Jan 2025	5 Yr Monthly Average for January
Homicide		↔	2	0	0	0
Robbery		↔	3	0	0	0
Sexual Assault		↓	22	1	0	1
Assault		↓	148	11	8	11
Arson		↔	4	1	1	0
Criminal Harassment		↓	21	3	2	2
Uttering Threats		↓	52	5	2	4
Crimes Against Property		Compared to same month last year	2024 Yr Total	Jan 2024	Jan 2025	5 Yr Monthly Average for January
Break and Enter		↓	104	4	2	7
	Business	↓	42	3	1	3
	Residential	↔	24	0	0	1
	Other (Detached Garden Shed)	↔	38	1	1	3
Theft of Motor Vehicles		↓	82	12	4	8
	Car	↔	12	2	2	2
	Truck/SUV	↓	62	10	1	5
	Motorcycle	↔	4	0	0	0
	Other (Van, ATV, Snowmobile, boat, etc)	↑	4	0	1	1
Theft Over \$5,000		↑	17	0	2	0
	Theft from Motor Vehicles	↑	2	0	1	0
	Shoplifting Over \$5,000	↔	1	0	0	0
	Other Thefts Over \$5,000	↑	14	0	1	0
Thefts Under \$5,000		↑	346	18	21	20
	Thefts from Motor Vehicles	↔	104	3	3	3
	Shoplifting Under \$5,000	↓	112	8	7	9
	Other Thefts Under \$5,000	↑	130	7	11	8

Monthly Comparisons (cont'd)

Crimes Against Property Continued		Compared to same month last year	2024 Yr Total	Jan 2024	Jan 2025	5 Yr Monthly Average for January
Mischief		↓	169	18	9	10
Frauds		↑	136	9	13	9
	Credit Card	↔	19	1	1	1
	General Fraud	↑	110	8	12	8
	Forgery & Uttering	↔	7	0	0	0
	Other (Personation, etc.)	↔	0	0	0	0
Drug Offences		Compared to same month last year	2024 Yr Total	Jan 2024	Jan 2025	5 Yr Monthly Average for January
Possession		↑	38	0	2	5
	Cocaine	↔	8	0	0	1
	Methamphetamine	↑	21	0	2	2
	Other	↔	9	0	0	2
Trafficking/Possession for the Purpose of Trafficking		↓	22	2	1	2
	Cocaine	↔	4	0	0	1
	Methamphetamine	↓	18	2	1	1
	Other	↔	0	0	0	0