

Monthly Crime Report

December 2024



December 2024 Crime Report

Purpose:

The purpose of this report is to provide an analysis of crime and other police activities that occurred in the City of Camrose in the month of December, 2024. The information is captured through Police records management systems and daily stats collection.

Disclaimer:

Statistics gathered for this report are based on the best available information at the time of drafting, and could be subject to change based on files being under investigation, or being reported at a later date.

Completed by:



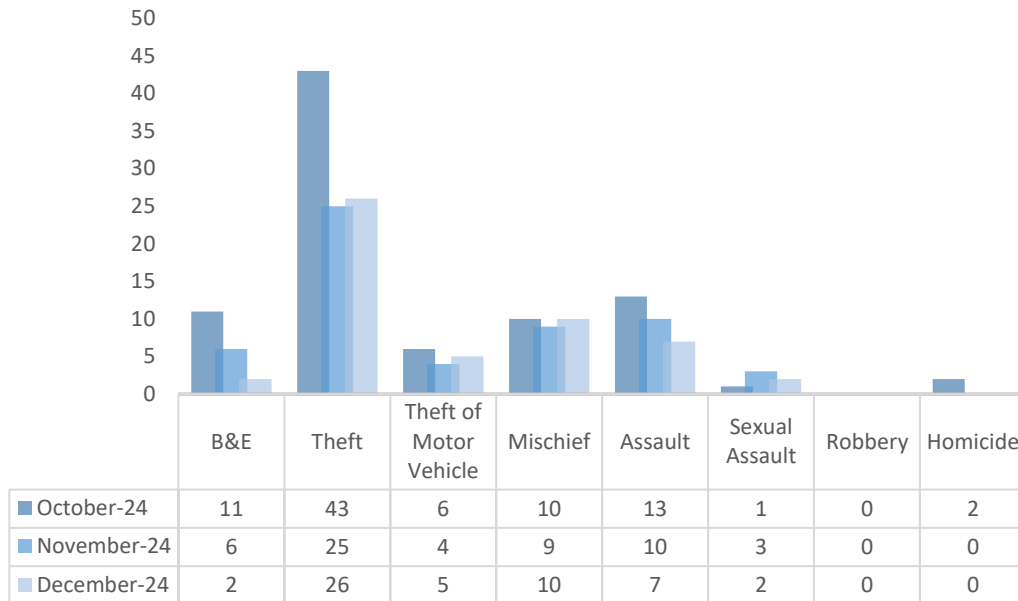
Barb Fowler
Crime Analyst



Scott Sveinbjornson
Sgt. I/C Major Crimes Unit

Eight Crime Indicators – December 2024

Number of Occurrences for these 8 Crime Types



2024 Monthly Total of the Eight Crime Indicators:

January	65	February	71	March	54
April	75	May	99	June	61
July	81	August	92	September	102
October	86	November	57	December	52

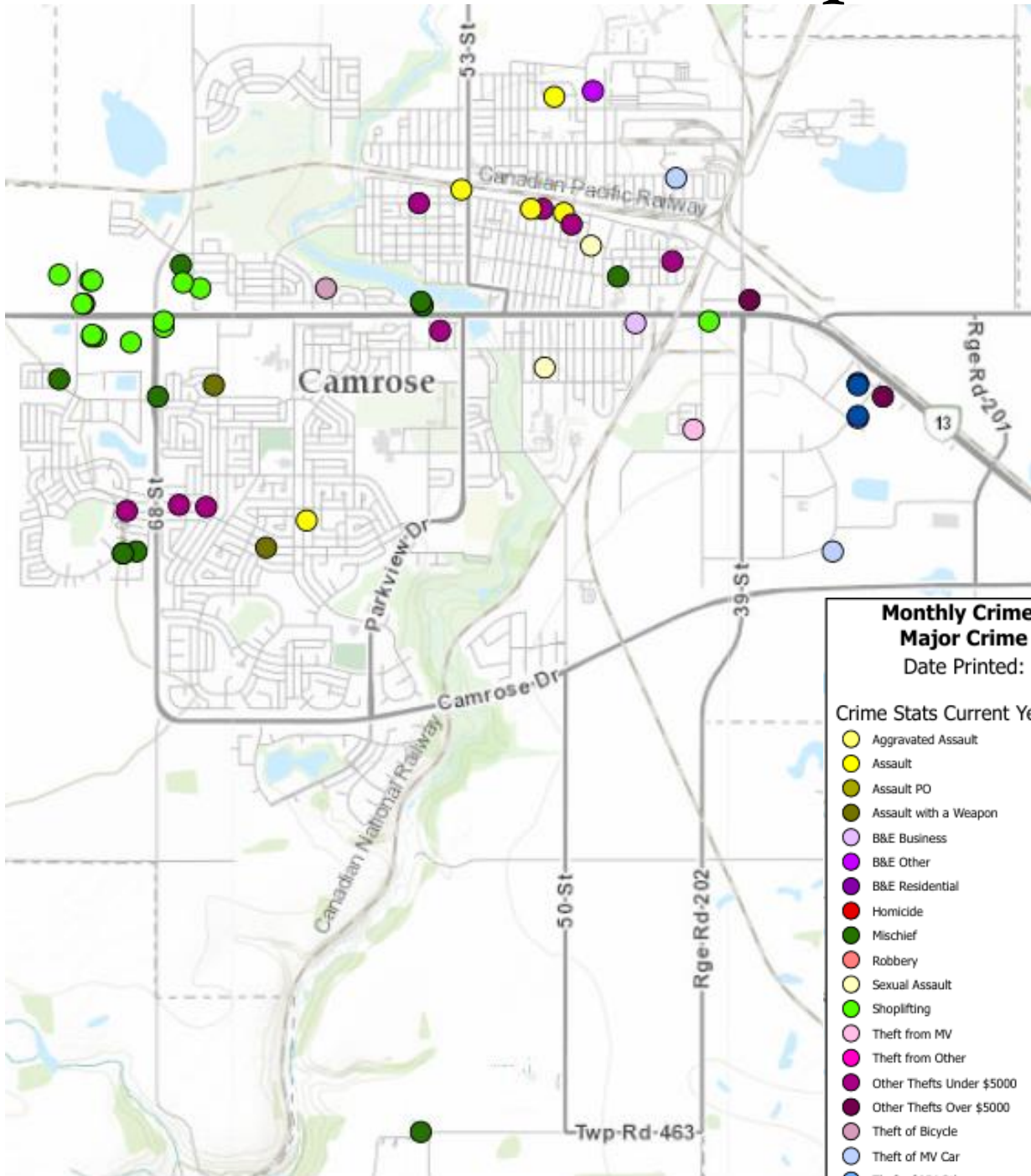
Crime Statistics Report Summary:

The statistic for the eight crime indicators in December, 2024, recorded a decrease of 9% from the November, 2024 total; and is 5% below the 5-year average of 55 occurrences.

Slight increases were only noted in the categories of theft, theft of motor vehicle and mischief.

The prevalent zones for theft occurrences were zone C4 and zone A3 which encompasses the west end of Camrose where a significant increase was recorded in shoplifting.

December 2024 Eight Crime Indicators Map



**Monthly Crime Stats Data
Major Crime Indicators**
Date Printed: 1/9/2025

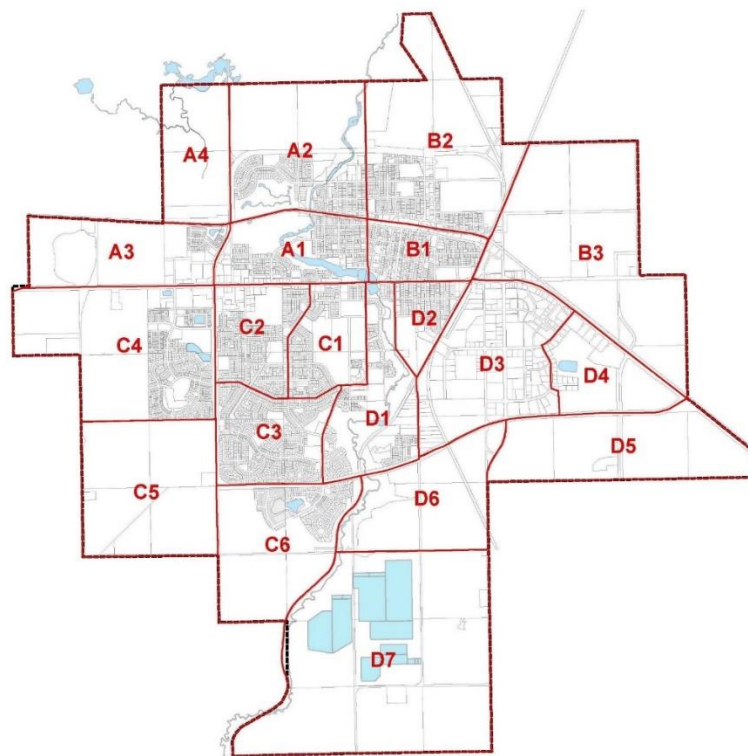
Crime Stats Current Year December

● Aggravated Assault	● Aggravated
● Assault	● Assault
● Assault PO	● Assault PO
● Assault with a Weapon	● Assault with a
● B&E Business	● B&E Business
● B&E Other	● B&E Other
● B&E Residential	● B&E Residential
● Homicide	● Homicide
● Mischief	● Mischief
● Robbery	● Robbery
● Sexual Assault	● Sexual Assault
● Shoplifting	● Shoplifting
● Theft from MV	● Theft from MV
● Theft from Other	● Theft from
● Other Thefts Under \$5000	● Other Thefts
● Other Thefts Over \$5000	● Other Thefts
● Theft of Bicycle	● Theft of Bicycle
● Theft of MV Car	● Theft of MV Car
● Theft of MV Other	● Theft of MV
● Theft of MV Truck	● Theft of MV

Occurrence Zones Break & Enter and Thefts December 2024



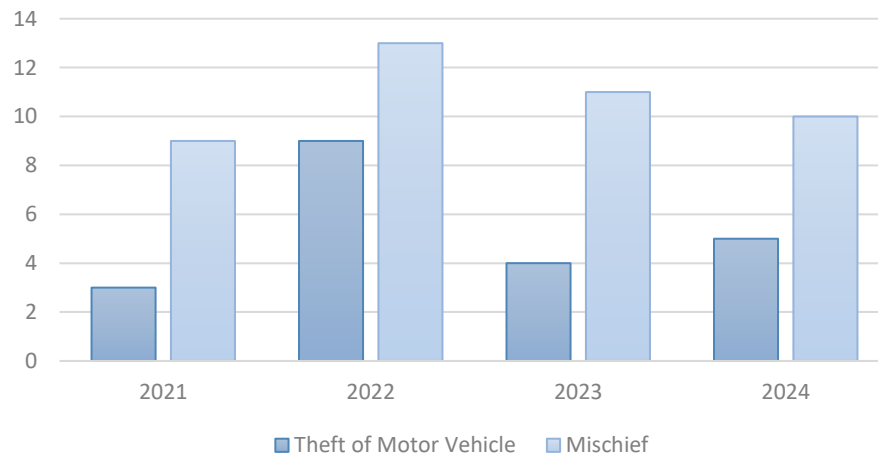
City Of Camrose



December 2021, 2022, 2023 & 2024 Break & Enter and Thefts



December 2021, 2022, 2023 & 2024 Theft of Motor Vehicle & Mischiefs



Theft of Motor Vehicles

Date Reported	Occurrence Area	Zone	Attempted/Completed	Vehicle	Recovered	Recovery Location	Locked/Unlocked
Dec 3	42 Ave & 37 St	D3	Completed	2008 Dodge Avenger	No	N/A	N/A
Dec 3	42 Ave & 37 St	D3	Completed	2010 Nissan Maxima	Yes	Camrose County	N/A
Dec 12	47 Ave & 36 St	D3	Completed	2002 Dodge Ram	Yes	Morinville	U/K
Dec 13	47 Ave & 36 St	D3	Attempted	2006 Ford F250	N/A	N/A	U/K
Dec 17	52 Ave & 42 St	B2	Completed	1993 Suburban	Yes	Camrose	N/A
Dec 17	52 Ave & 42 St	B2	Completed	1988 Chev V10	Yes	Camrose	N/A
Dec 17	52 Ave & 42 St	B2	Completed	2003 Oldsmobile Alero	Yes	Camrose	N/A
Dec 19	47 Ave & 36 St	D3	Completed	2006 Chev Silverado	Yes	Camrose	U/K

*Scoring has not been updated on all investigations

“Mandatory Alcohol Screening” (MAS) Statistics

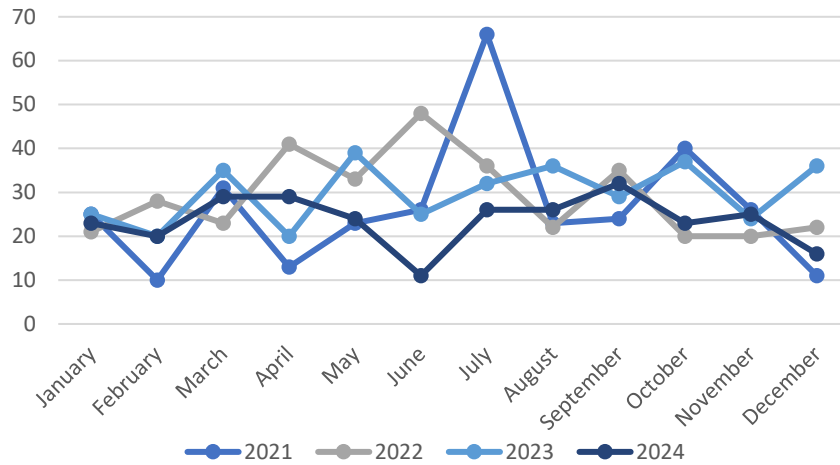
In the month of December, 2024, eighty-two (82) MAS tests were conducted, which resulted in one (1) charge being laid under the Intermediate Roadside Suspensions (IRS). There were no charges under the Alberta Zero Alcohol Tolerance (AZAT) for graduated drivers, and one (1) 24-hour suspension issued. There were also no impaired by alcohol or drug occurrences.

Drug Impaired Driving Tests

During the month of December, 2024 there were no Standard Field Sobriety Test (SFST) or Drug Recognition Evaluation Tests (DRE) conducted.

Crimes Against Persons

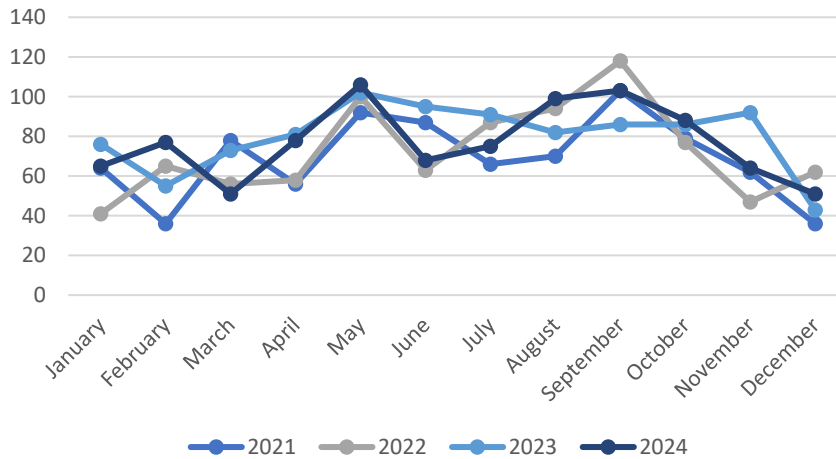
5 Year Monthly Average – 19



The total number of Crimes against Persons was 16 in December of 2024, compared to 36 in December of 2023, 22 in December of 2022 and 11 in December of 2021.

Crimes Against Property

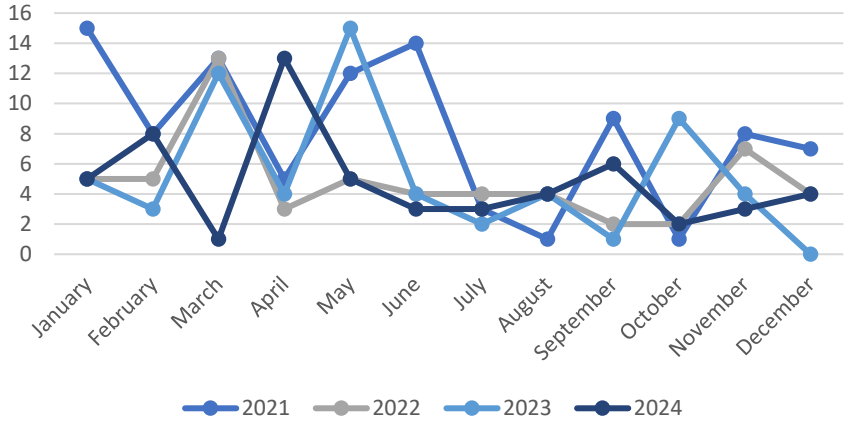
5 Year Monthly Average – 53



The total number of Crimes against Property in December, 2024 was 51, compared to 43 in December of 2023, 62 in December of 2022, and 36 in December of 2021.

Drug Occurrences

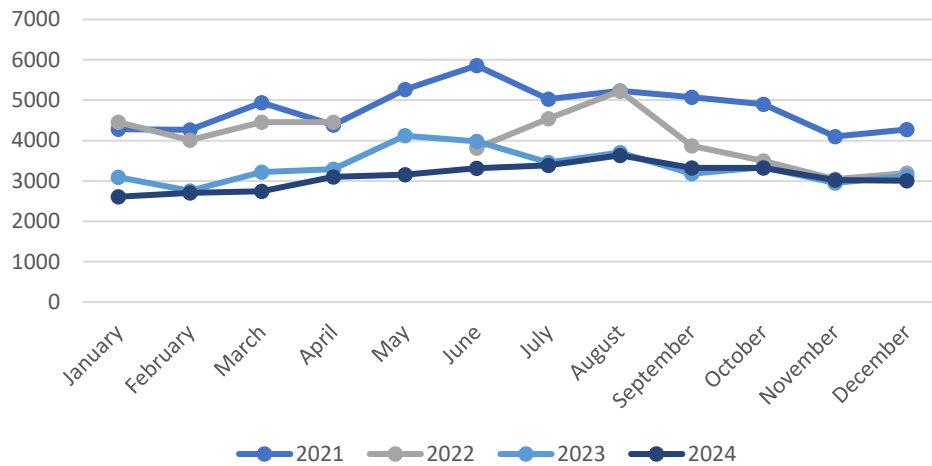
5 Year Monthly Average – 4



There were 4 drug offence occurrences in December of 2024, compared to zero occurrences in December of 2023, 4 occurrences in December of 2022, and 7 occurrences in December of 2021.

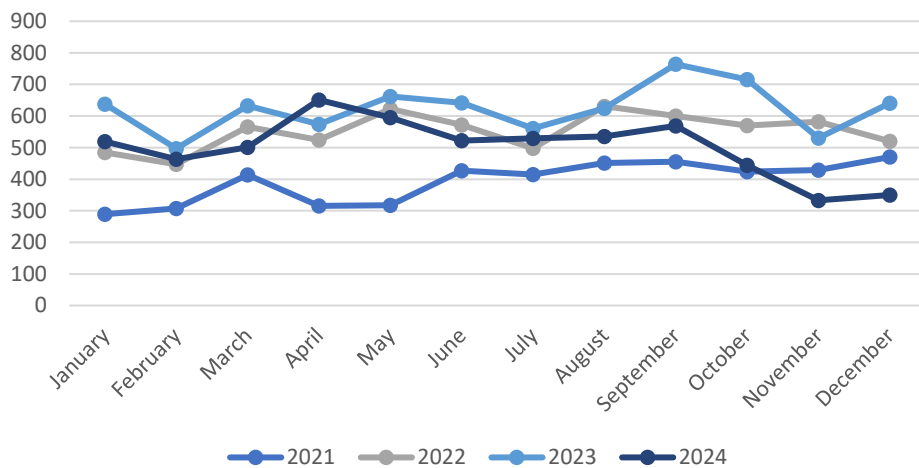
Calls Received by Communications

	March 2024	April 2024	May 2024	June 2024	July 2024	August 2024	Sept 2024	Oct 2024	Nov 2024	Dec 2024
Comm 1	1009	1162	1148	1311	1292	1430	1332	1360	1153	1114
Comm 2	991	1235	1227	1199	1221	1280	1170	1146	1194	1154
911 Calls	742	705	784	805	877	926	821	814	673	739
Totals	2742	3102	3159	3315	3390	3636	3323	3320	3020	3007



Front Counter Customers

	May 2024	June 2024	July 2024	Aug 2024	Sept 2024	Oct 2024	Nov 2024	Dec 2024
MVC	28	31	20	17	16	19	21	32
MVC Report Pick Up	1	2	3	0	2	5	3	5
PIC	10	18	35	23	18	22	16	15
PIC Inquires	76	47	40	49	80	95	12	60
PIC Pick Up	129	122	145	117	155	16	17	36
Deliveries/Mail	48	39	42	40	43	48	46	18
Ident	2	2	3	2	1	2	16	1
Subpoenas/Summons	0	5	1	0	1	3	2	5
Questions	73	53	50	67	64	43	37	30
RCMP Referral	10	11	24	22	15	18	18	12
Statements	40	29	24	15	17	21	17	10
Complaints	52	45	41	65	43	47	26	20
Guests	6	12	3	9	5	7	10	11
Contractors/Maintenance	6	10	3	0	1	12	6	3
Other	114	96	95	109	108	86	86	92
Totals	595	522	529	535	569	444	333	350



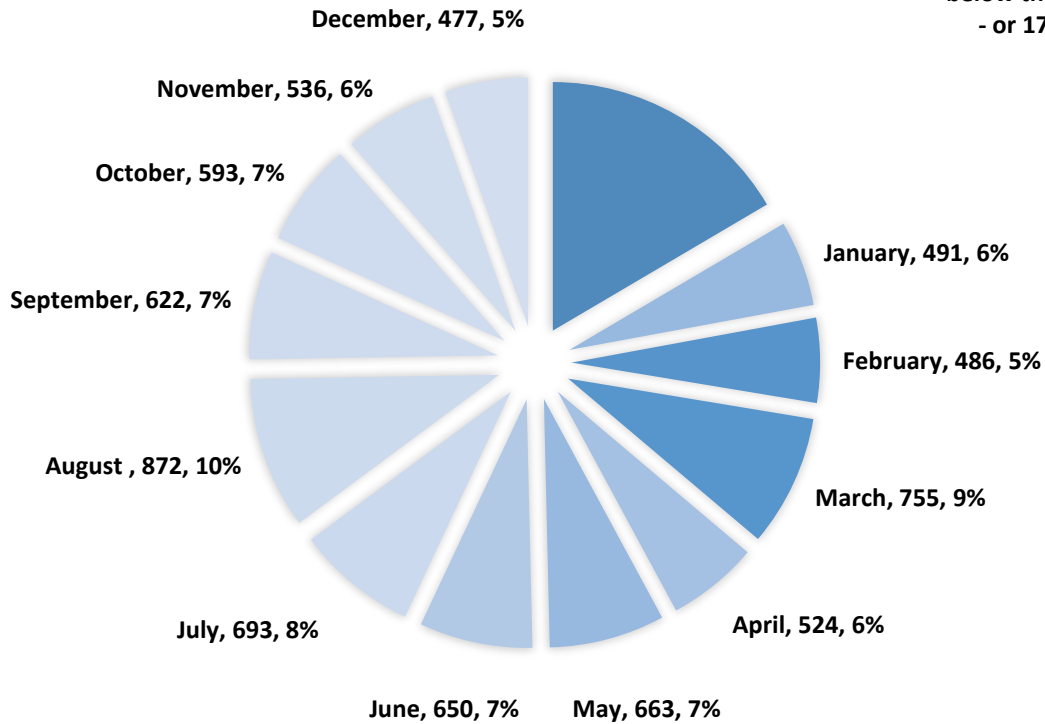
Number of Occurrences

	April 2024	May 2024	June 2024	July 2024	Aug 2024	Sept 2024	Oct 2024	Nov 2024	Dec 2024
Dispatched	304	402	370	334	420	332	366	335	302
Online Reporting	30	7	12	2	4	3	10	0	2
Total Occurrences	524	663	650	693	872	622	593	536	477

2024 Occurrences

2023 Occurrences = 8820

The total of 2024 occurrences is 1,458 below the 2023 total - or 17% below

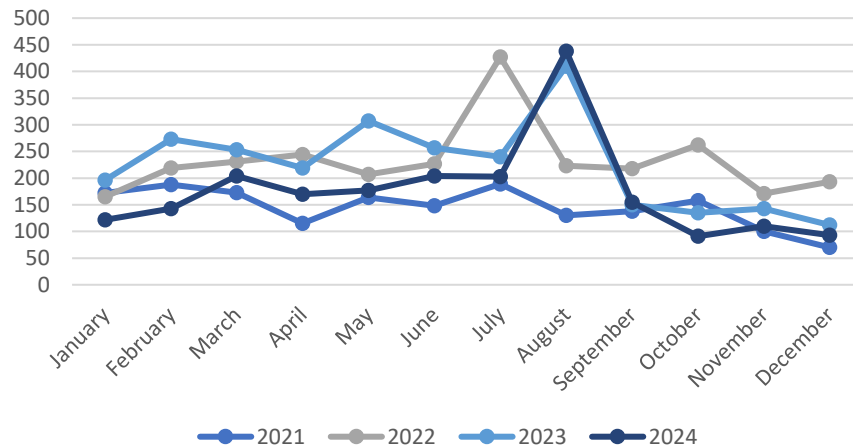


Tickets Issued

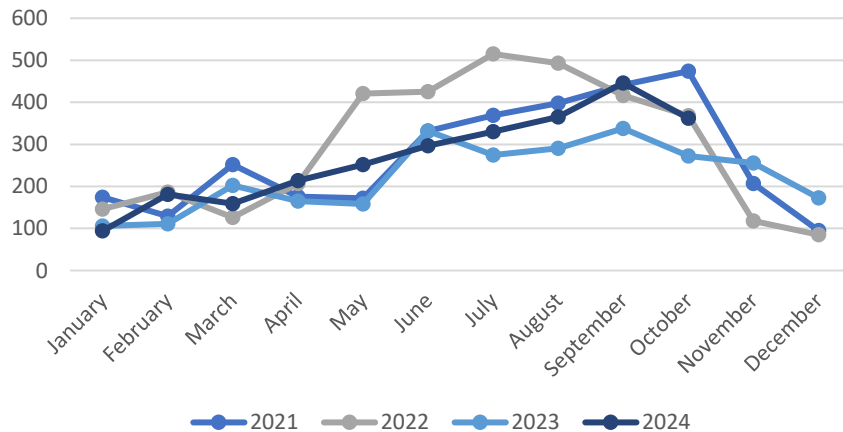
	April 2024	May 2024	June 2024	July 2024	Aug 2024	Sept 2024	Oct 2024	Nov 2024	Dec 2024
Violation Tickets	170	177	204	203	438	155	91	110	93
Mobile Electronic Enforcement	214	252	297	330	365	446	362	*	*
Intersection Safety Device	251	314	321	384	400	291	336	*	*
Total	635	743	822	917	1203	892	789		

* = not available yet

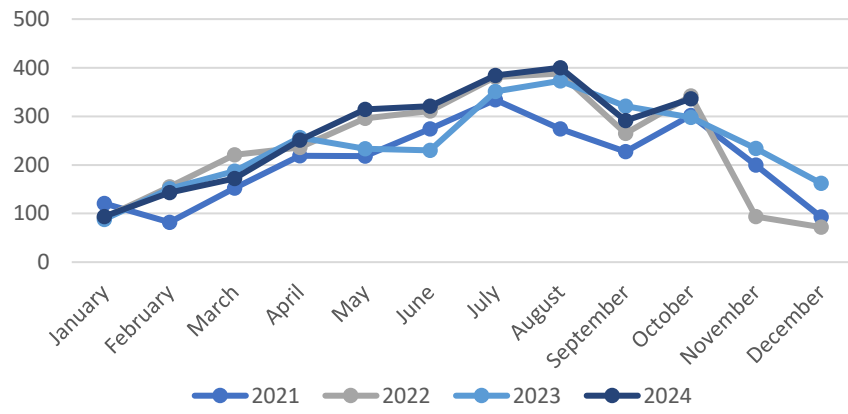
Violation Tickets



Mobile Electronic Enforcement Tickets



Intersection Safety Device Tickets



The Intersection Safety Device located at 68 Street & 48 Avenue was effective from February 1, 2020.

Monthly Comparisons

Crimes Against Persons					
	Compared to same month last year	2023 Yr Total	Dec 2023	Dec 2024	5 Yr Monthly Average for December
Homicide	↓	8	5	0	1
Robbery	↔	8	0	0	0
Sexual Assault	↓	31	4	2	2
Assault	↓	166	14	7	9
Arson	↓	4	1	0	0
Criminal Harassment	↑	24	0	1	1
Uttering Threats	↔	62	5	5	4
Crimes Against Property					
	Compared to same month last year	2023 Yr Total	Dec 2023	Dec 2024	5 Yr Monthly Average for December
Break and Enter	↓	111	3	2	6
Business	↓	42	2	1	4
Residential	↔	22	0	0	1
Other (Detached Garden Shed)	↔	47	1	1	1
Theft of Motor Vehicles	↑	74	4	5	5
Car	↔	9	1	1	1
Truck/SUV	↔	62	3	3	4
Motorcycle	↔	1	0	0	0
Other (Van, ATV, Snowmobile, boat, etc)	↑	2	0	1	0
Theft Over \$5,000	↔	9	2	2	1
Theft from Motor Vehicles	↔	1	0	0	0
Shoplifting Over \$5,000	↔	0	0	0	0
Other Thefts Over \$5,000	↔	8	2	2	1
Thefts Under \$5,000	↑	375	15	24	20
Thefts from Motor Vehicles	↓	120	10	1	6
Shoplifting Under \$5,000	↑	90	1	13	7
Other Thefts Under \$5,000	↑	165	4	10	7

Monthly Comparisons (cont'd)

Crimes Against Property Continued					
	Compared to same month last year	2023 Yr Total	Dec 2023	Dec 2024	5 Yr Monthly Average for December
Mischief	↓	187	11	10	11
Frauds	↓	121	6	5	7
Credit Card	↔	11	0	0	0
General Fraud	↓	108	6	4	6
Forgery & Uttering	↑	2	0	1	1
Other (Personation, etc.)	↔	0	0	0	0
Drug Offences					
	Compared to same month last year	2023 Yr Total	Dec 2023	Dec 2024	5 Yr Monthly Average for December
Possession	↑	49	0	2	1
Cocaine	↔	9	0	0	0
Methamphetamine	↑	32	0	2	1
Other	↔	8	0	0	0
Trafficking/Possession for the Purpose of Trafficking	↑	10	0	2	2
Cocaine	↔	7	0	0	0
Methamphetamine	↑	3	0	2	1
Other	↔	0	0	0	1