

# Monthly Crime Report

October 2024



# October 2024 Crime Report

## Purpose:

The purpose of this report is to provide an analysis of crime and other police activities that occurred in the City of Camrose in the month of October, 2024. The information is captured through Police records management systems and daily stats collection.

## Disclaimer:

Statistics gathered for this report are based on the best available information at the time of drafting, and could be subject to change based on files being under investigation, or being reported at a later date.

Completed by:



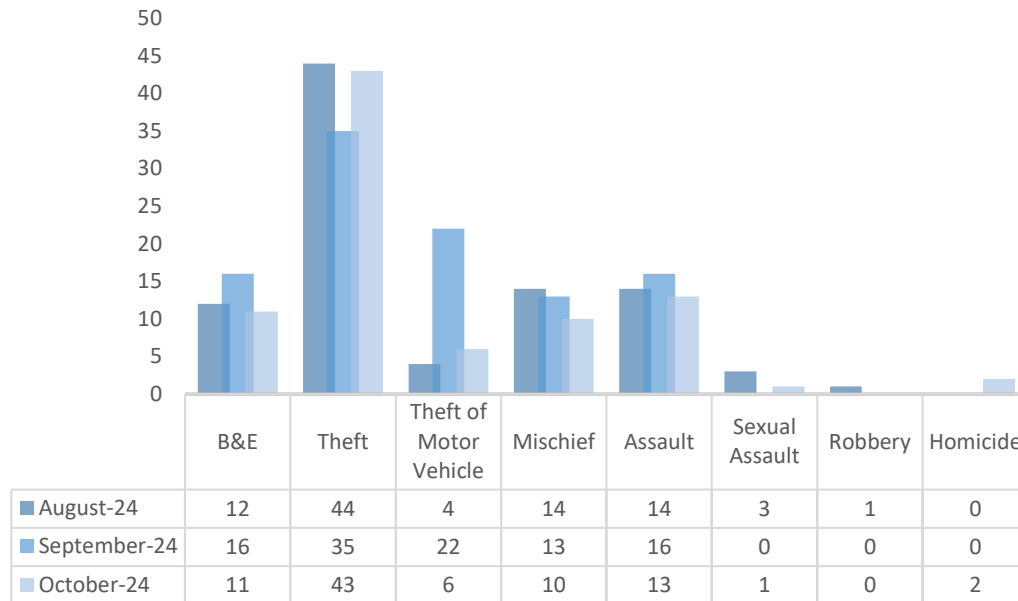
Barb Fowler  
Crime Analyst



Scott Sveinbjornson  
Sgt. I/C Major Crimes Unit

# Eight Crime Indicators – October 2024

Number of Occurrences for these 8 Crime Types



## 2024 Monthly Total of the Eight Crime Indicators:

January	65	February	71	March	54
April	75	May	99	June	61
July	81	August	92	September	102
October	86				

## **Crime Statistics Report Summary:**

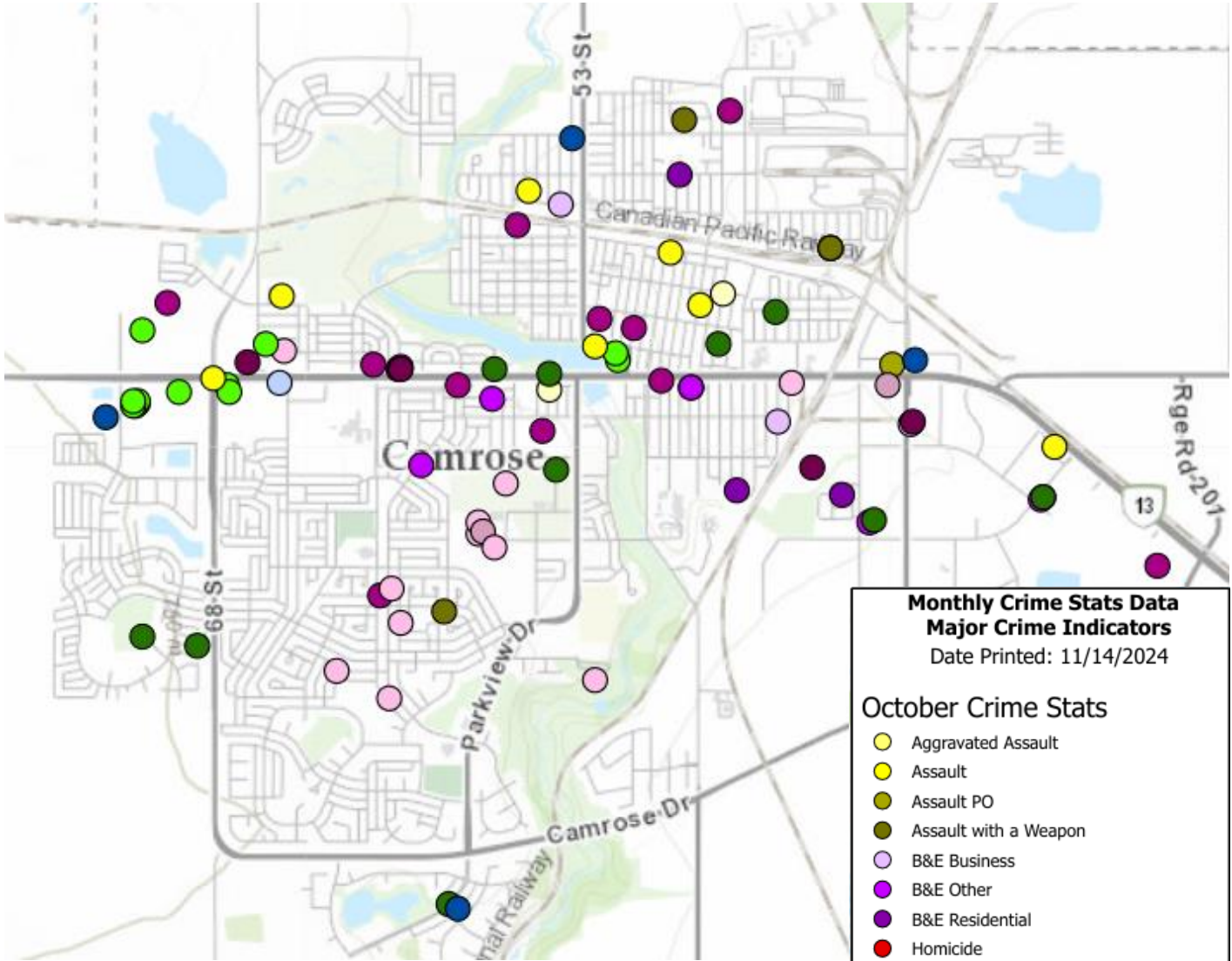
In October 2024, the total number of reported incidents across the eight crime indicators decreased by 16% compared to September 2024, which had recorded 102 reported occurrences. However, the October total of 86 reported incidents remains 8% higher than the five-year average of 80 reported occurrences for the same month.

Notably, there were increases in three specific crime categories - theft, sexual assault, and homicide, which contributed to the overall rise in crime compared to historical averages.

Two theft from motor vehicle crime sprees were identified during the month of October, 2024; occurring on different nights, however the vast majority of these thefts occurring in the same residential area (Zone C1).

A 52-year-old male faces several criminal code charges, including two counts of attempted homicide, following a police standoff which ended peacefully.

# October 2024 Eight Crime Indicators Map



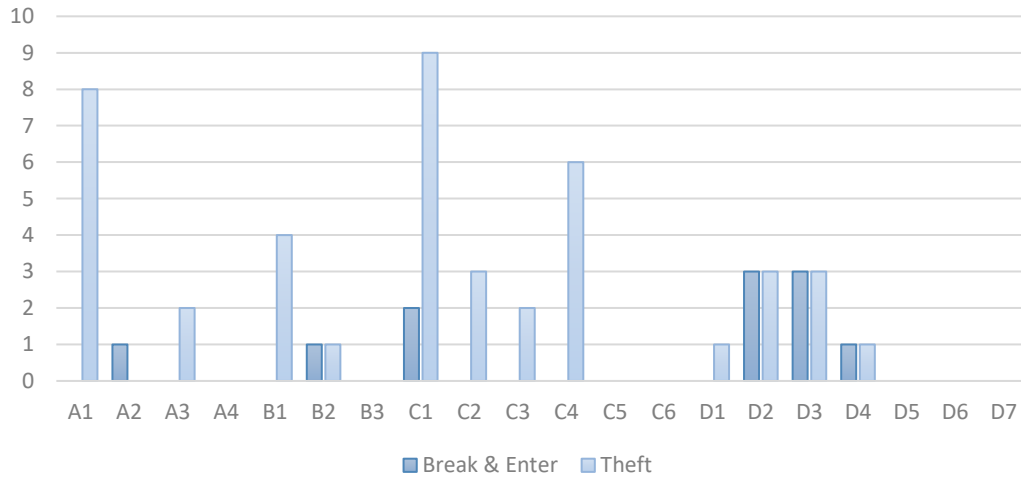
**Monthly Crime Stats Data**  
**Major Crime Indicators**  
 Date Printed: 11/14/2024

**October Crime Stats**

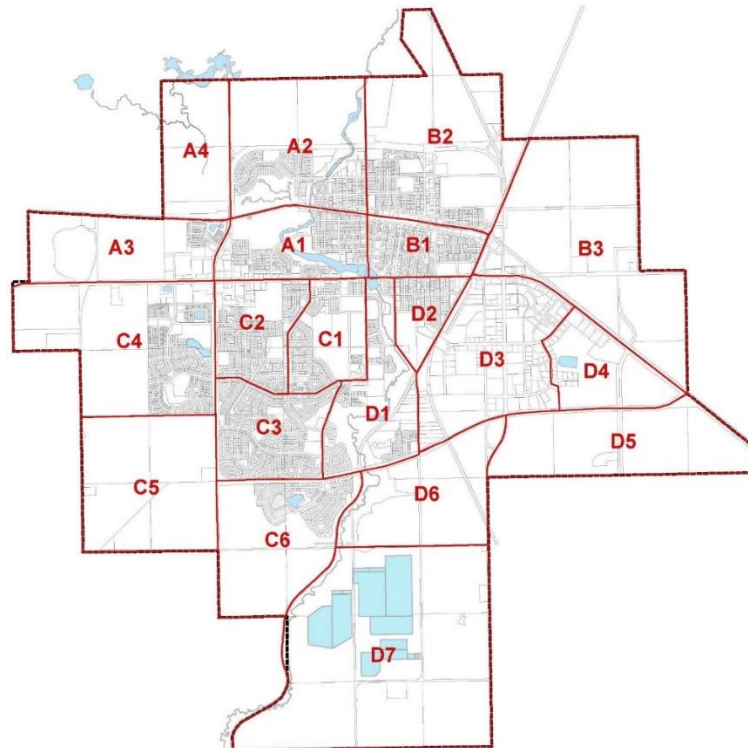
- Aggravated Assault
- Assault
- Assault PO
- Assault with a Weapon
- B&E Business
- B&E Other
- B&E Residential
- Homicide
- Mischief
- Robbery
- Sexual Assault
- Shoplifting
- Theft from MV
- Theft from Other
- Other Thefts Under \$5000
- Other Thefts Over \$5000
- Theft of Bicycle
- Theft of MV Car
- Theft of MV Other
- Theft of MV Truck

# Occurrence Zones

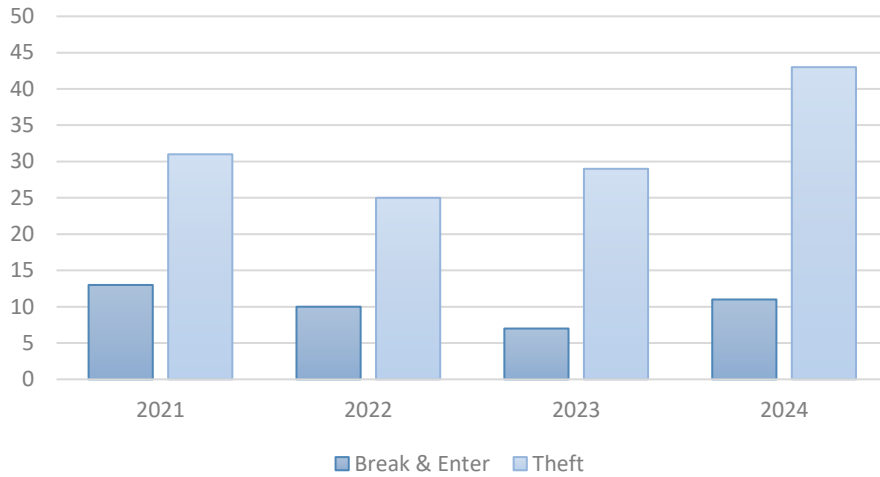
## Break & Enter and Thefts - October 2024



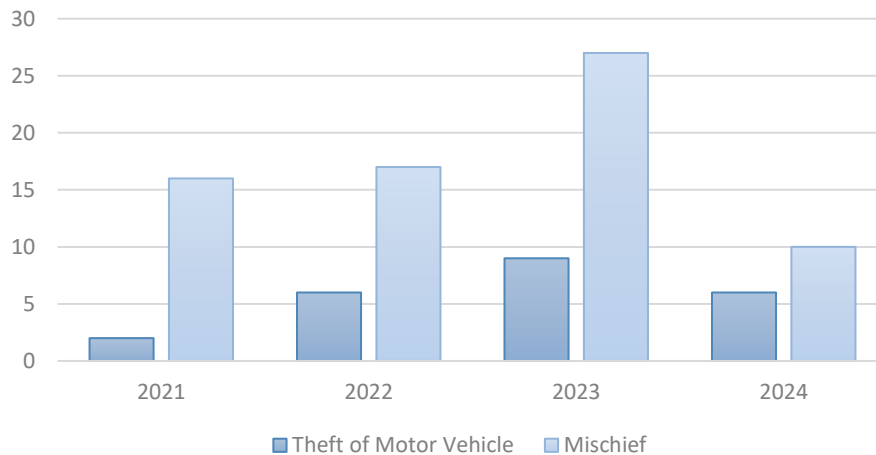
City Of Camrose



## October 2021, 2022, 2023 & 2024 Break & Enter and Thefts



## October 2021, 2022, 2023 & 2024 Theft of Motor Vehicle & Mischief



## Theft of Motor Vehicles

Date Reported	Occurrence Area	Zone	Attempted/Completed	Vehicle	Recovered	Recovery Location	Locked/Unlocked
Oct 6	25 Ave & 57 St	C6	Completed	2018 Toyota Tundra	No	N/A	Locked
Oct 14	47 Ave & 65 St	C2	Completed	2004 Mazda 3S	Yes	Camrose	Idling & Unlocked
Oct 14	47 Ave & 36 St	D4	Completed	2007 GMC Sierra	No	N/A	Unknown
Oct 18	53 Ave & 53 St	A2	Completed	1999 Ford F250	Yes	Rural Viking	Unknown
Oct 25	47 Ave & 73 St	C4	Attempted	2023 Freightliner Cascaia	N/A	N/A	Locked
Oct 29	48 Ave & 38 St	B3	Completed	2006 Chev Silverado	Yes	Edmonton	Unknown

## “Mandatory Alcohol Screening” (MAS) Statistics

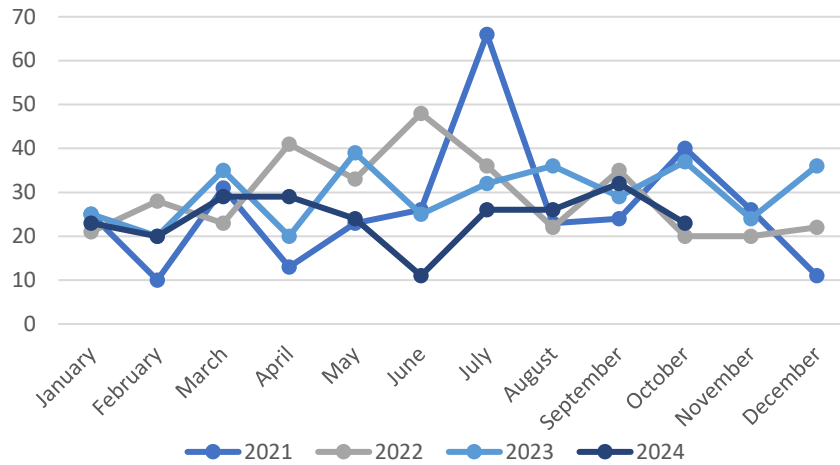
In the month of October, 2024, forty (40) MAS tests were conducted, which resulted in four (4) charges being laid under the Intermediate Roadside Suspensions (IRS). There were no charges under the Alberta Zero Alcohol Tolerance (AZAT) for graduated drivers, and no 24-hour suspensions issued. There were also no impaired by alcohol or drug occurrences.

## Drug Impaired Driving Tests

During the month of October, 2024 there was one (1) Standard Field Sobriety Test (SFST) and two (2) Drug Recognition Evaluation Tests (DRE) conducted.

# Crimes Against Persons

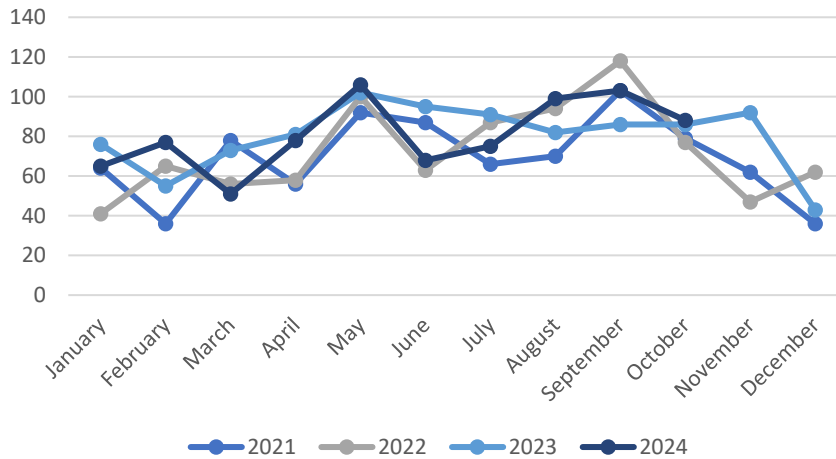
## 5 Year Monthly Average – 30



The total number of Crimes against Persons was 23 in October of 2024, compared to 37 in October of 2023, 20 in October of 2022 and 40 in October of 2021.

# Crimes Against Property

## 5 Year Monthly Average – 80

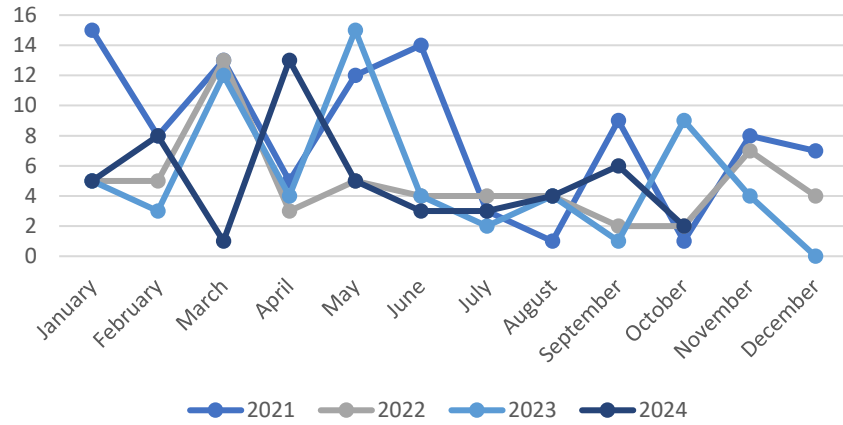


The total number of Crimes against Property in October, 2024 was 88, compared to 86 in October of 2023, 77 in October of 2022, and 79 in October of 2021.



# Drug Occurrences

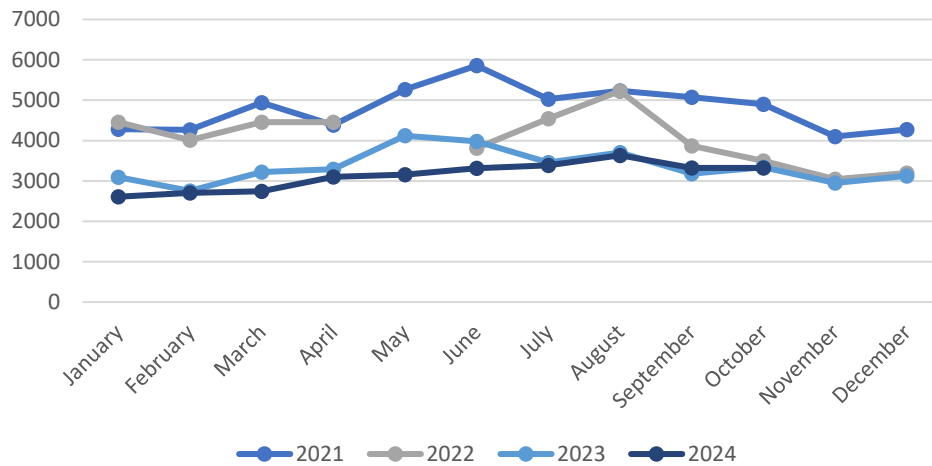
## 5 Year Monthly Average – 5



There were 2 drug offence occurrences in October of 2024, compared to 9 occurrences in October of 2023, 2 occurrences in October of 2022, and 1 occurrence in October of 2021.

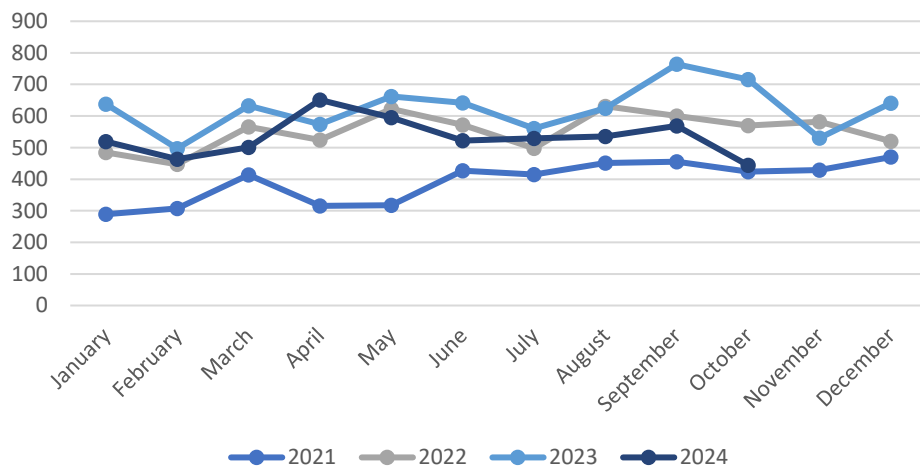
# Calls Received by Communications

	Feb 2024	March 2024	April 2024	May 2024	June 2024	July 2024	August 2024	Sept 2024	Oct 2024
Comm 1	952	1009	1162	1148	1311	1292	1430	1332	1360
Comm 2	1012	991	1235	1227	1199	1221	1280	1170	1146
911 Calls	745	742	705	784	805	877	926	821	814
<b>Totals</b>	<b>2709</b>	<b>2742</b>	<b>3102</b>	<b>3159</b>	<b>3315</b>	<b>3390</b>	<b>3636</b>	<b>3323</b>	<b>3320</b>



# Front Counter Customers

	March 2024	April 2024	May 2024	June 2024	July 2024	Aug 2024	Sept 2024	Oct 2024
MVC	19	26	28	31	20	17	16	19
MVC Report Pick Up	4	4	1	2	3	0	2	5
PIC	18	23	10	18	35	23	18	22
PIC Inquires	63	74	76	47	40	49	80	95
PIC Pick Up	136	171	129	122	145	117	155	16
Deliveries/Mail	35	58	48	39	42	40	43	48
Ident	4	6	2	2	3	2	1	2
Subpoenas/Summons	3	6	0	5	1	0	1	3
Questions	50	61	73	53	50	67	64	43
RCMP Referral	18	18	10	11	24	22	15	18
Statements	11	16	40	29	24	15	17	21
Complaints	34	47	52	45	41	65	43	47
Guests	7	3	6	12	3	9	5	7
Contractors/Maintenance	6	8	6	10	3	0	1	12
Other	93	130	114	96	95	109	108	86
<b>Totals</b>	<b>501</b>	<b>651</b>	<b>595</b>	<b>522</b>	<b>529</b>	<b>535</b>	<b>569</b>	<b>444</b>

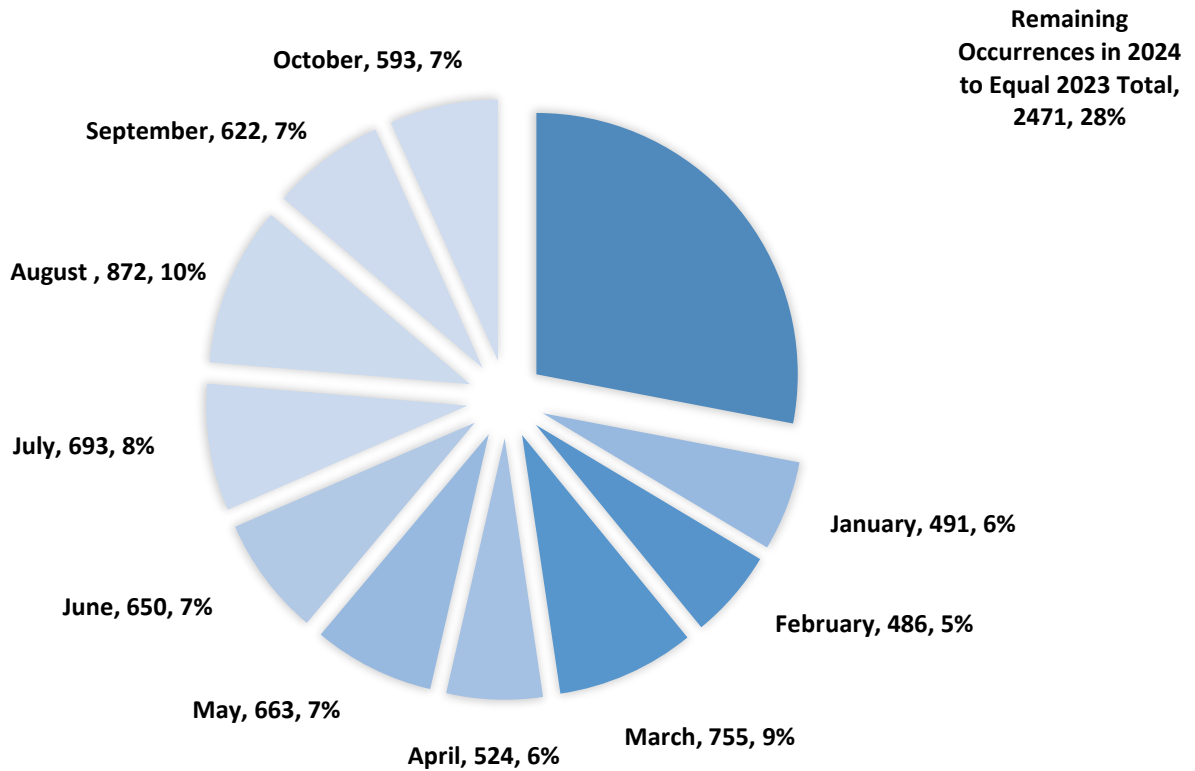


# Number of Occurrences

	Feb 2024	March 2024	April 2024	May 2024	June 2024	July 2024	Aug 2024	Sept 2024	Oct 2024
Dispatched	265	264	304	402	370	334	420	332	366
Online Reporting	8	5	30	7	12	2	4	3	10
<b>Total Occurrences</b>	<b>486</b>	<b>755</b>	<b>524</b>	<b>663</b>	<b>650</b>	<b>693</b>	<b>872</b>	<b>622</b>	<b>593</b>

## 2024 Occurrences

2023 Occurrences = 8820

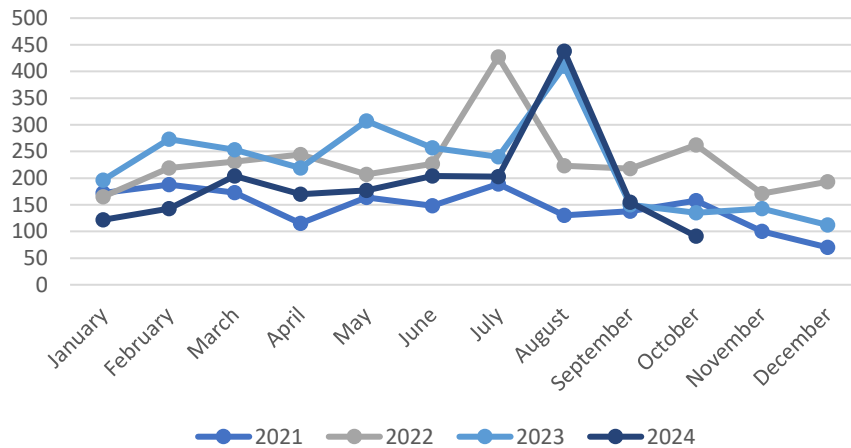


# Tickets Issued

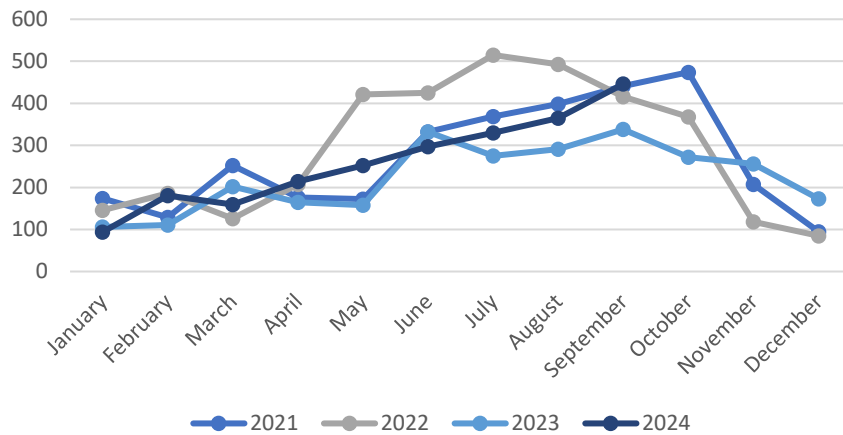
	Feb 2024	March 2024	April 2024	May 2024	June 2024	July 2024	Aug 2024	Sept 2024	Oct 2024
Violation Tickets	143	204	170	177	204	203	438	155	91
Mobile Electronic Enforcement	181	159	214	252	297	330	365	446	*
Intersection Safety Device	143	172	251	314	321	384	400	291	*
<b>Total</b>	<b>467</b>	<b>535</b>	<b>635</b>	<b>743</b>	<b>822</b>	<b>917</b>	<b>1203</b>	<b>892</b>	

\* = not available yet

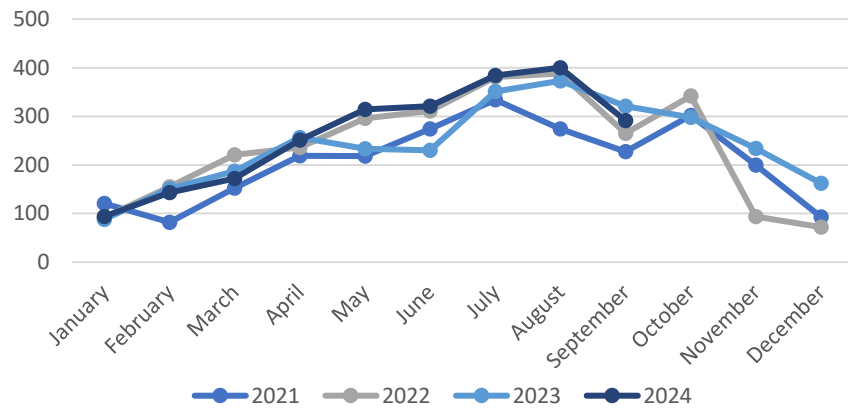
## Violation Tickets



## Mobile Electronic Enforcement Tickets



## Intersection Safety Device Tickets



The Intersection Safety Device located at 68 Street & 48 Avenue was effective from February 1, 2020.

## Monthly Comparisons

<b>Crimes Against Persons</b>					
	Compared to same month last year	2023 Yr Total	Oct 2023	Oct 2024	5 Yr Monthly Average for October
Homicide	↑	8	0	2	1
Robbery	↓	8	1	0	0
Sexual Assault	↑	31	0	1	1
Assault	↓	166	20	13	16
Arson	↔	4	0	0	0
Criminal Harassment	↔	24	2	2	1
Uttering Threats	↓	62	7	2	7
<b>Crimes Against Property</b>					
	Compared to same month last year	2023 Yr Total	Oct 2023	Oct 2024	5 Yr Monthly Average for October
Break and Enter	↑	111	7	11	10
Business	↓	42	4	3	5
Residential	↑	22	2	3	3
Other (Detached Garden Shed)	↑	47	1	5	2
Theft of Motor Vehicles	↓	74	9	6	6
Car	↑	9	0	1	1
Truck/SUV	↓	62	9	5	5
Motorcycle	↔	1	0	0	0
Other (Van, ATV, Snowmobile, boat, etc)	↔	2	0	0	0
Theft Over \$5,000	↑	9	1	4	1
Theft from Motor Vehicles	↔	1	0	0	0
Shoplifting Over \$5,000	↔	0	0	0	0
Other Thefts Over \$5,000	↑	8	1	4	1
Thefts Under \$5,000	↑	375	28	39	30
Thefts from Motor Vehicles	↔	120	11	11	6
Shoplifting Under \$5,000	↑	90	5	13	9
Other Thefts Under \$5,000	↑	165	12	15	15

## Monthly Comparisons (cont'd)

<b>Crimes Against Property Continued</b>						
		Compared to same month last year	2023 Yr Total	Oct 2023	Oct 2024	5 Yr Monthly Average for October
Mischief		↓	187	27	10	16
Frauds		↑	121	9	13	10
	Credit Card	↔	11	0	0	0
	General Fraud	↑	108	9	13	9
	Forgery & Uttering	↔	2	0	0	1
	Other (Personation, etc.)	↔	0	0	0	0
<b>Drug Offences</b>						
		Compared to same month last year	2023 Yr Total	Oct 2023	Oct 2024	5 Yr Monthly Average for October
Possession		↓	49	8	2	3
	Cocaine	↑	9	0	2	0
	Methamphetamine	↓	32	5	0	2
	Other	↓	8	3	0	1
Trafficking/Possession for the Purpose of Trafficking		↓	10	1	0	1
	Cocaine	↓	7	1	0	1
	Methamphetamine	↔	3	0	0	0
	Other	↔	0	0	0	0