

Monthly Crime Report

September 2024



September 2024 Crime Report

Purpose:

The purpose of this report is to provide an analysis of crime and other police activities that occurred in the City of Camrose in the month of September, 2024. The information is captured through Police records management systems and daily stats collection.

Disclaimer:

Statistics gathered for this report are based on the best available information at the time of drafting, and could be subject to change based on files being under investigation, or being reported at a later date.

Completed by:



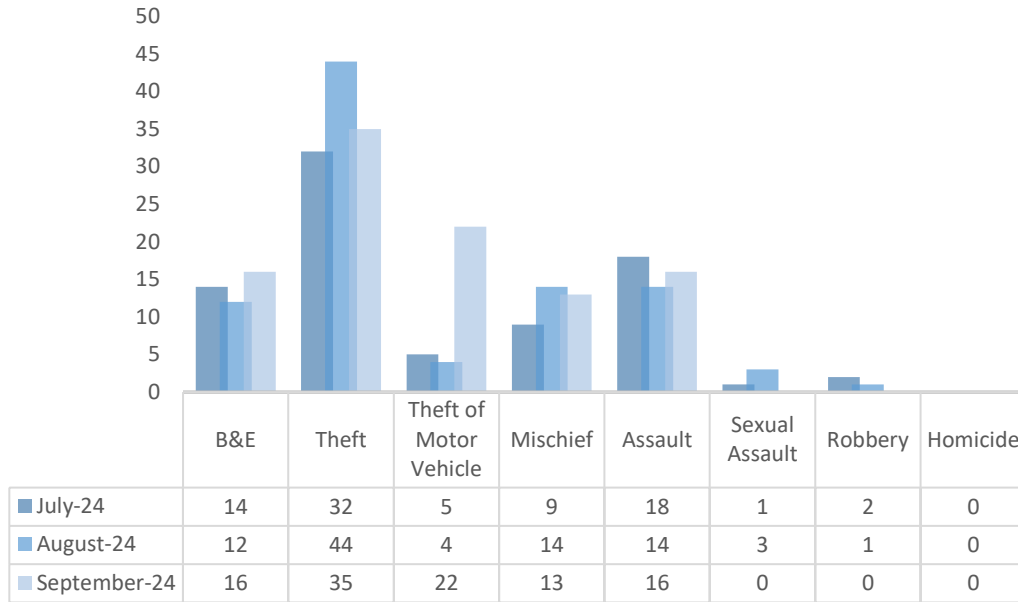
Barb Fowler
Crime Analyst



Scott Sveinbjornson
Sgt. I/C Major Crimes Unit

Eight Crime Indicators – September 2024

Number of Occurrences for these 8 Crime Types



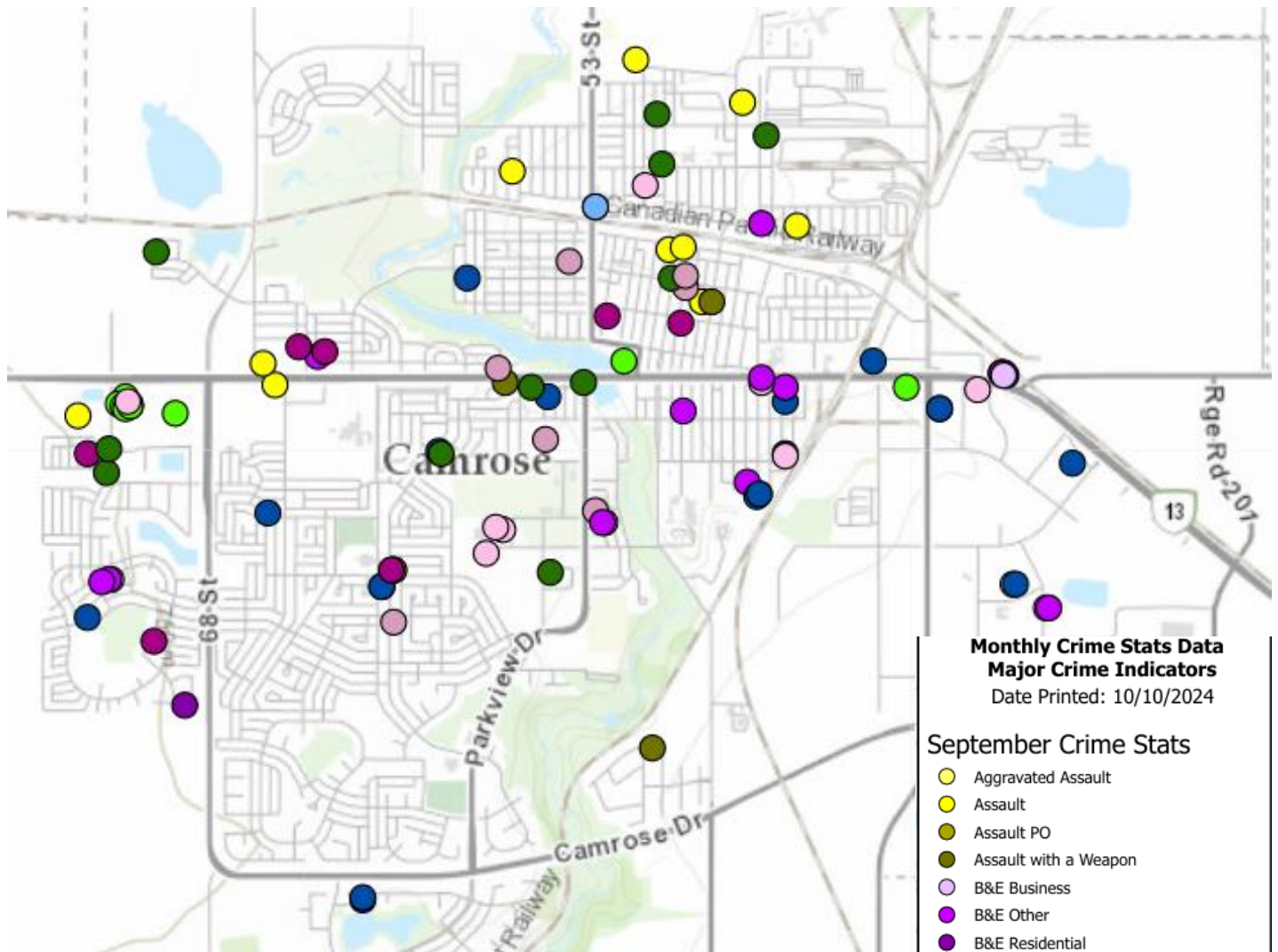
2024 Monthly Total of the Eight Crime Indicators:

January	65	February	71	March	54
April	75	May	99	June	61
July	81	August	92	September	102

Crime Statistics Report Summary:

- **Overall Crime:**
 - Crime indicators have increased by 11%, or by 10 reported occurrences, compared to last month.
 - This is also 5% higher than the five-year average for September.
- **Motor Vehicle Theft:**
 - A major spike occurred in the theft of motor vehicles, rising by 450% (18 vehicles).
 - This category includes both completed and attempted thefts of motor vehicles.
 - One adult male has been **convicted** in connection with 8 of these incidents.
 - He is also **suspected** of involvement in additional thefts where charges could not be laid.
- **Further Breakdown:**
 - Detailed data on motor vehicle theft occurrences can be found further in this report.

September 2024 Eight Crime Indicators Map



**Monthly Crime Stats Data
Major Crime Indicators**
Date Printed: 10/10/2024

September Crime Stats

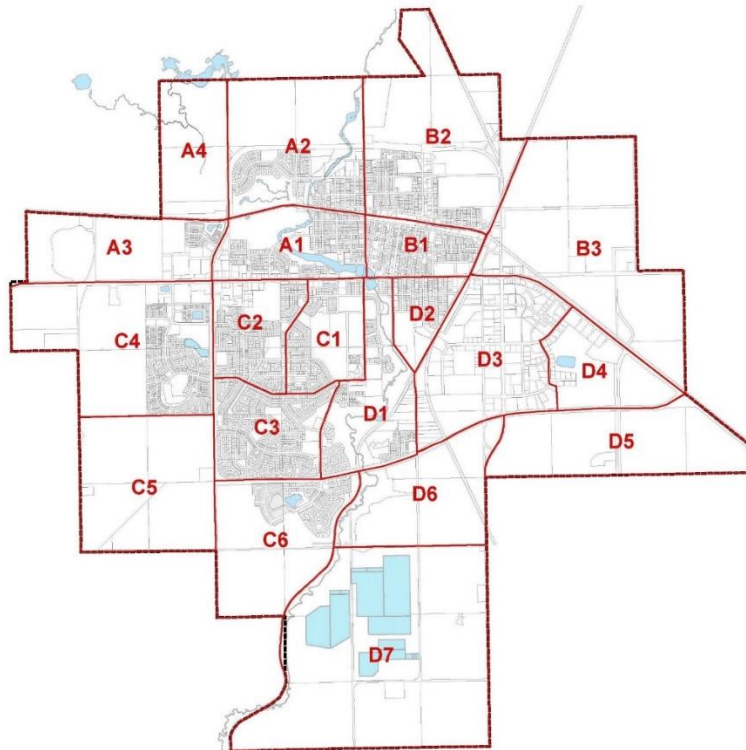
- Aggravated Assault
- Assault
- Assault PO
- Assault with a Weapon
- B&E Business
- B&E Other
- B&E Residential
- Homicide
- Mischief
- Robbery
- Sexual Assault
- Shoplifting
- Theft from MV
- Theft from Other
- Other Thefts Under \$5000
- Other Thefts Over \$5000
- Theft of Bicycle
- Theft of MV Car
- Theft of MV Other
- Theft of MV Truck

Occurrence Zones

Break & Enter and Thefts - September 2024



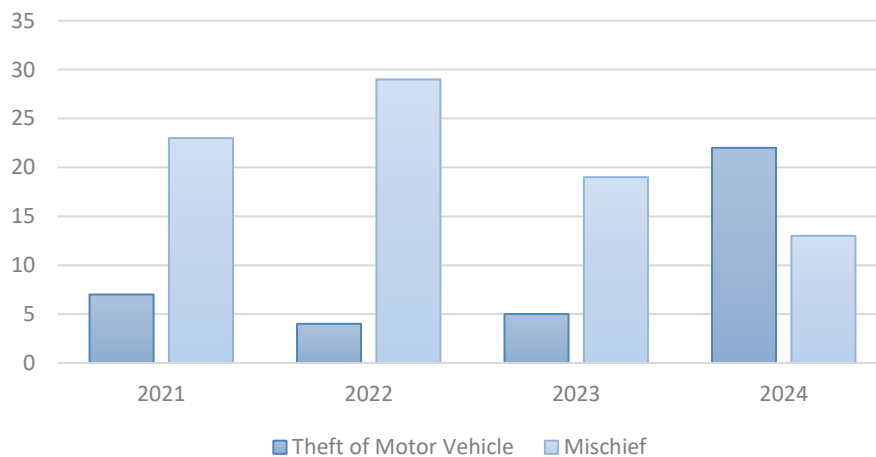
City Of Camrose



September 2021, 2022, 2023 & 2024 Break & Enter and Thefts



September 2021, 2022, 2023 & 2024 Theft of Motor Vehicle & Mischiefs



Theft of Motor Vehicles

Date Reported	Occurrence Area	Zone	Attempted/Completed	Vehicle	Recovered	Recovery Location	Locked/Unlocked
Sept 2	46 Ave & 45 St	D2	Completed	1997 GMC Sierra	Yes	Camrose	Locked
Sept 12	47 Ave & 36 St	D3	Completed	2010 Chev Silverado	No	N/A	Locked
Sept 12	47 Ave & 45 St	D2	Attempted	2008 Ford Ranger	N/A	N/A	Unknown
Sept 12	52 Ave & 52 St	B2	Completed	2023 Aprilia Tuono660 M/C	No	N/A	N/A
Sept 12	52 Ave & 52 St	B2	Completed	2018 Kawasaki Ex400 M/C	No	N/A	N/A
Sept 13	45 Ave & 46 St	D2	Completed	2007 Pontiac Wave	Yes	Camrose County	Locked
Sept 13	45 Ave & 46 St	D2	Attempted	2009 Ford Ranger	N/A	N/A	Unknown
Sept 13	47 Ave & 55 St	C1	Attempted	1997 Ford Ranger	N/A	N/A	Unknown
Sept 16	48 Ave & 41 St	B3	Completed	2007 GMC Sierra	Yes	Camrose	Unknown
Sept 16	44 Ave & 66 St	C2	Attempted	2006 Ford SRW Truck	N/A	N/A	Locked
Sept 17	47 Ave & 39 S	D3	Completed	2004 Dodge Ram	Yes	Camrose	Unknown
Sept 17	49 Ave & 58 St	A1	Completed	2004 Chev Colorado	Yes	Camrose County	Unlocked & Key in
Sept 17	48 Ave & 37 St	B3	Attempted	2007 Dodge Caravan	N/A	N/A	Locked
Sept 17	49 Ave & 37 St	B3	Attempted	2009 Ford Econoline	N/A	N/A	Locked
Sept 19	43 Ave & 37 St	D3	Completed	2007 Chev Silverado	Yes	Edmonton	Unknown
Sept 19	42 Ave & 38 St	D3	Completed	2000 Ford Super duty	Yes	Camrose	Unlocked
Sept 19	42 Ave & 72 St	C4	Attempted	2002 Chev Cavalier	N/A	N/A	Unknown
Sept 19	28 Ave & 60 St	C6	Attempted	2006 GMC Sierra	N/A	N/A	Locked
Sept 20	41 Ave & 73 St	C4	Attempted	2006 Chev Silverado	N/A	N/A	Locked
Sept 20	45 Ave & 46 St	D2	Attempted	2008 Ford Ranger	N/A	N/A	Locked
Sept 26	Montclare Ave	C1	Completed	1998 /Chev GMT400	Yes	Camrose	Locked
Sept 27	Mt Pleasant Drive	C2	Attempted	1994 GMC Sierra	N/A	N/A	Unknown

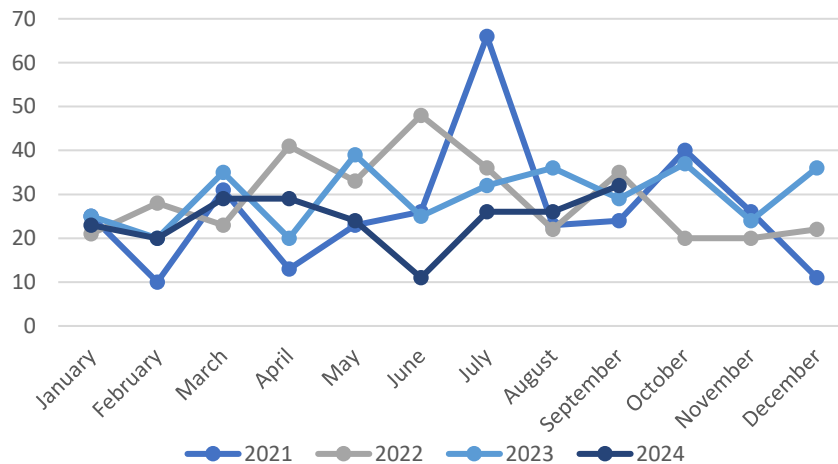
“Mandatory Alcohol Screening” (MAS) Statistics

In the month of September, 2024, thirty-seven (37) MAS tests were conducted, which resulted in two (2) charges being laid under the Intermediate Roadside Suspensions (IRS). There were no charges under the Alberta Zero Alcohol Tolerance (AZAT) for graduated drivers, and one (1) 24-hour suspensions issued. There were no impaired by alcohol or drug occurrences.

Drug Impaired Driving Tests

During the month of September, 2024 there was one (1) Standard Field Sobriety Test (SFST) and no Drug Recognition Evaluation Tests (DRE) conducted.

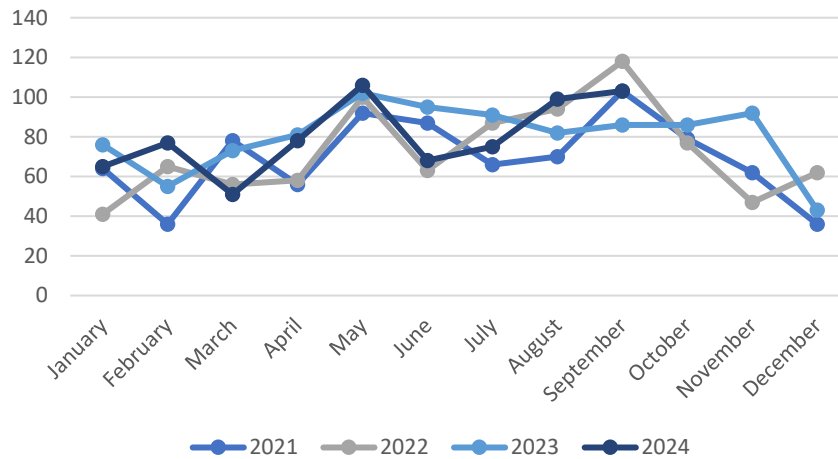
Crimes Against Persons 5 Year Monthly Average – 31



The total number of Crimes against Persons was 32 in September of 2024, compared to 29 in September of 2023, 35 in September of 2022 and 24 in September of 2021.

Crimes Against Property

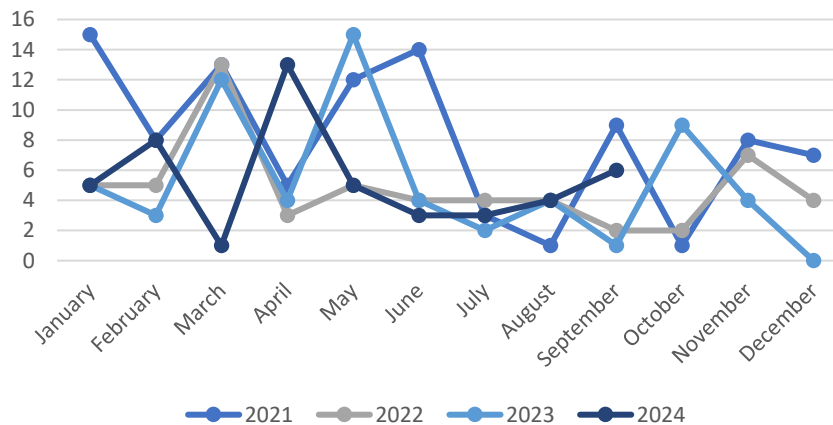
5 Year Monthly Average – 98



The total number of Crimes against Property in September, 2024 was 103, compared to 86 in September of 2023, 118 in September of 2022, and 103 in September of 2021.

Drug Occurrences

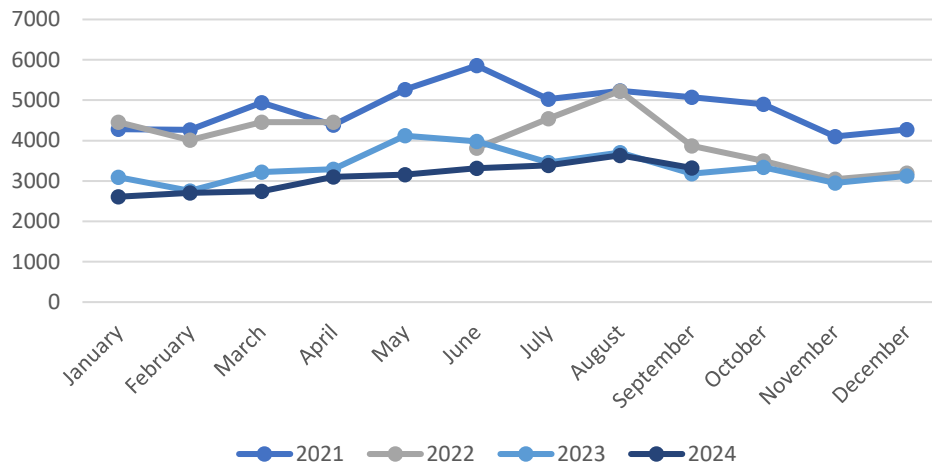
5 Year Monthly Average – 7



There were 6 drug offence occurrences in September of 2024, compared to 1 occurrence in September of 2023, 2 occurrences in September of 2022, and 9 occurrences in September of 2021.

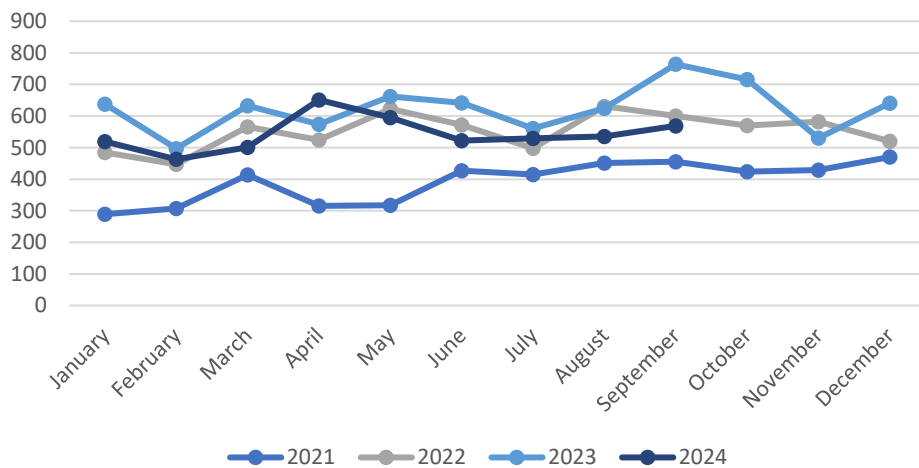
Calls Received by Communications

	Jan 2024	Feb 2024	March 2024	April 2024	May 2024	June 2024	July 2024	August 2024	Sept 2024
Comm 1	949	952	1009	1162	1148	1311	1292	1430	1332
Comm 2	961	1012	991	1235	1227	1199	1221	1280	1170
911 Calls	700	745	742	705	784	805	877	926	821
Totals	2610	2709	2742	3102	3159	3315	3390	3636	3323



Front Counter Customers

	Feb 2024	March 2024	April 2024	May 2024	June 2024	July 2024	Aug 2024	Sept 2024
MVC	28	19	26	28	31	20	17	16
MVC Report Pick Up	8	4	4	1	2	3	0	2
PIC	19	18	23	10	18	35	23	18
PIC Inquires	48	63	74	76	47	40	49	80
PIC Pick Up	108	136	171	129	122	145	117	155
Deliveries/Mail	45	35	58	48	39	42	40	43
Ident	1	4	6	2	2	3	2	1
Subpoenas/Summons	3	3	6	0	5	1	0	1
Questions	51	50	61	73	53	50	67	64
RCMP Referral	16	18	18	10	11	24	22	15
Statements	19	11	16	40	29	24	15	17
Complaints	26	34	47	52	45	41	65	43
Guests	6	7	3	6	12	3	9	5
Contractors/Maintenance	4	6	8	6	10	3	0	1
Other	81	93	130	114	96	95	109	108
Totals	463	501	651	595	522	529	535	569

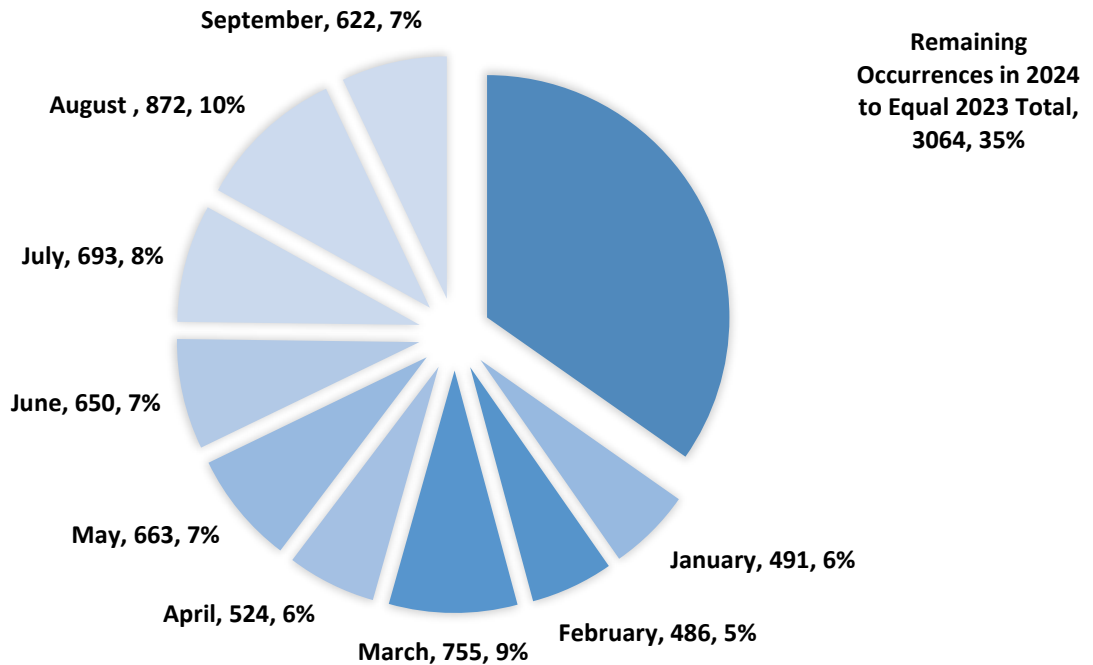


Number of Occurrences

	Jan 2024	Feb 2024	March 2024	April 2024	May 2024	June 2024	July 2024	Aug 2024	Sept 2024
Dispatched	290	265	264	304	402	370	334	420	332
Online Reporting	4	8	5	30	7	12	2	4	3
Total Occurrences	491	486	755	524	663	650	693	872	622

2024 Occurrences

2023 Occurrences = 8820

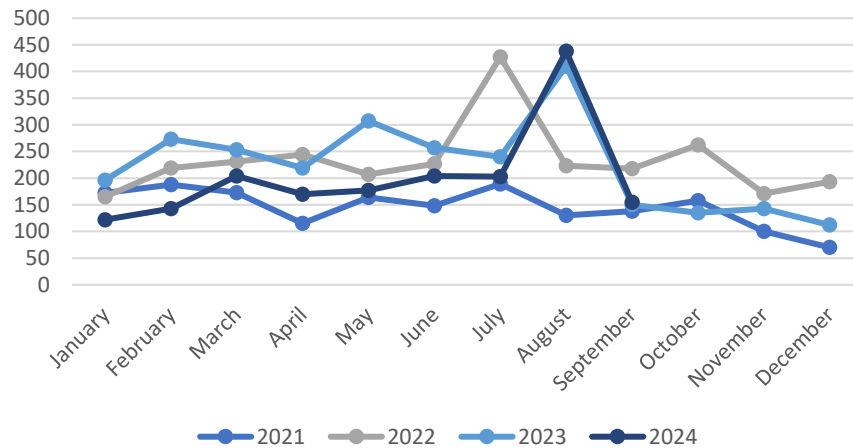


Tickets Issued

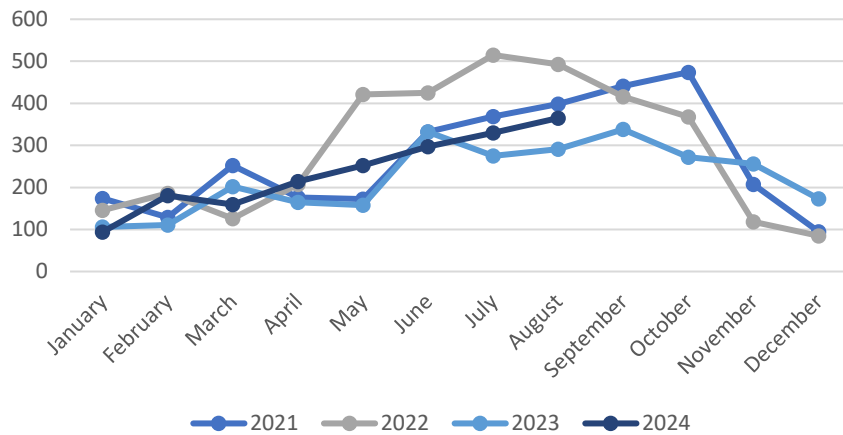
	Jan 2024	Feb 2024	March 2024	April 2024	May 2024	June 2024	July 2024	Aug 2024	Sept 2024
Violation Tickets	122	143	204	170	177	204	203	438	155
Mobile Electronic Enforcement	94	181	159	214	252	297	330	365	*
Intersection Safety Device	94	143	172	251	314	321	384	400	*
Total	310	467	535	635	743	822	917	1203	

* = not available yet

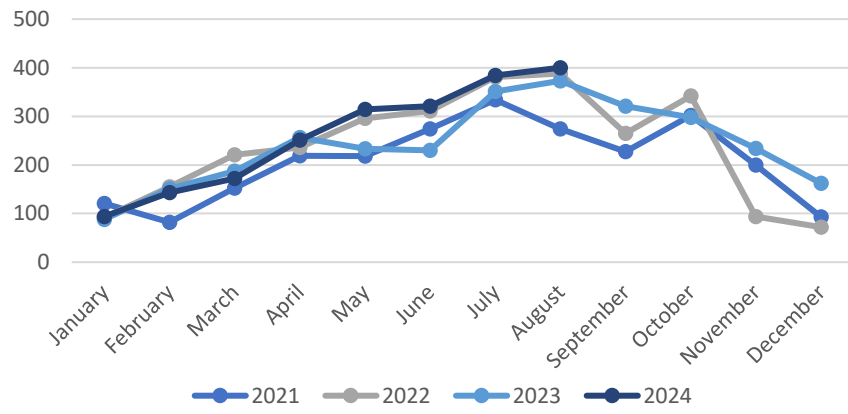
Violation Tickets



Mobile Electronic Enforcement Tickets



Intersection Safety Device Tickets



The Intersection Safety Device located at 68 Street & 48 Avenue was effective from February 1, 2020.

Monthly Comparisons

Crimes Against Persons					
	Compared to same month last year	2023 Yr Total	Sept 2023	Sept 2024	5 Yr Monthly Average for September
Homicide	↔	8	0	0	0
Robbery	↓	8	2	0	1
Sexual Assault	↓	31	2	0	2
Assault	↑	166	8	16	14
Arson	↑	4	1	2	1
Criminal Harassment	↑	24	2	5	3
Uttering Threats	↓	62	7	5	6
Crimes Against Property					
	Compared to same month last year	2023 Yr Total	Sept 2023	Sept 2024	5 Yr Monthly Average for September
Break and Enter	↑	111	14	16	13
Business	↓	42	5	4	6
Residential	↓	22	4	3	3
Other (Detached Garden Shed)	↑	47	5	9	4
Theft of Motor Vehicles	↑	74	5	22	9
Car	↑	9	0	2	1
Truck/SUV	↑	62	5	16	7
Motorcycle	↑	1	0	2	1
Other (Van, ATV, Snowmobile, boat, etc)	↑	2	0	2	0
Theft Over \$5,000	↓	9	2	0	1
Theft from Motor Vehicles	↔	1	0	0	0
Shoplifting Over \$5,000	↔	0	0	0	0
Other Thefts Over \$5,000	↓	8	2	0	1
Thefts Under \$5,000	↔	375	35	35	38
Thefts from Motor Vehicles	↓	120	12	10	12
Shoplifting Under \$5,000	↑	90	3	10	9
Other Thefts Under \$5,000	↓	165	20	15	17

Monthly Comparisons (cont'd)

Crimes Against Property Continued					
	Compared to same month last year	2023 Yr Total	Sept 2023	Sept 2024	5 Yr Monthly Average for September
Mischief	↓	187	19	13	20
Frauds	↑	121	6	10	9
Credit Card	↔	11	1	1	1
General Fraud	↑	108	5	9	8
Forgery & Uttering	↔	2	0	0	0
Other (Personation, etc.)	↔	0	0	0	0
Drug Offences					
	Compared to same month last year	2023 Yr Total	Sept 2023	Sept 2024	5 Yr Monthly Average for September
Possession	↑	49	0	5	4
Cocaine	↔	9	0	0	0
Methamphetamine	↑	32	0	4	2
Other	↑	8	0	1	2
Trafficking/Possession for the Purpose of Trafficking	↓	10	1	0	3
Cocaine	↔	7	0	0	2
Methamphetamine	↓	3	1	0	1
Other	↔	0	0	0	0