

Monthly Crime Report

August 2024



August 2024 Crime Report

Purpose:

The purpose of this report is to provide an analysis of crime and other police activities that occurred in the City of Camrose in the month of August, 2024. The information is captured through Police records management systems and daily stats collection.

Disclaimer:

Statistics gathered for this report are based on the best available information at the time of drafting, and could be subject to change based on files being under investigation, or being reported at a later date.

Completed by:



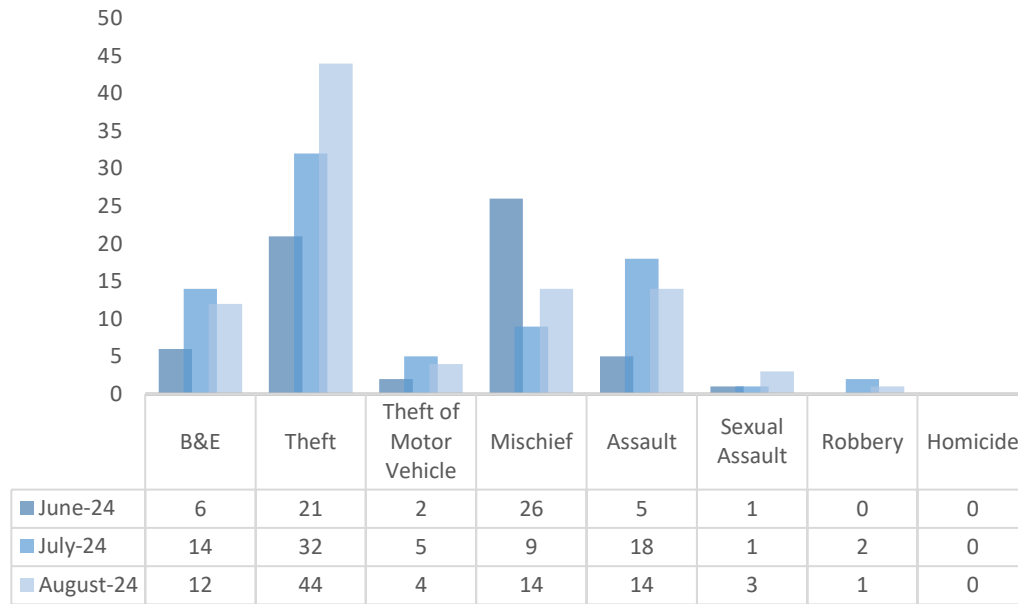
Barb Fowler
Crime Analyst



Scott Sveinbjornson
Sgt. I/C Major Crimes Unit

Eight Crime Indicators – August 2024

Number of Occurrences for these 8 Crime Types



2024 Monthly Total of the Eight Crime Indicators:

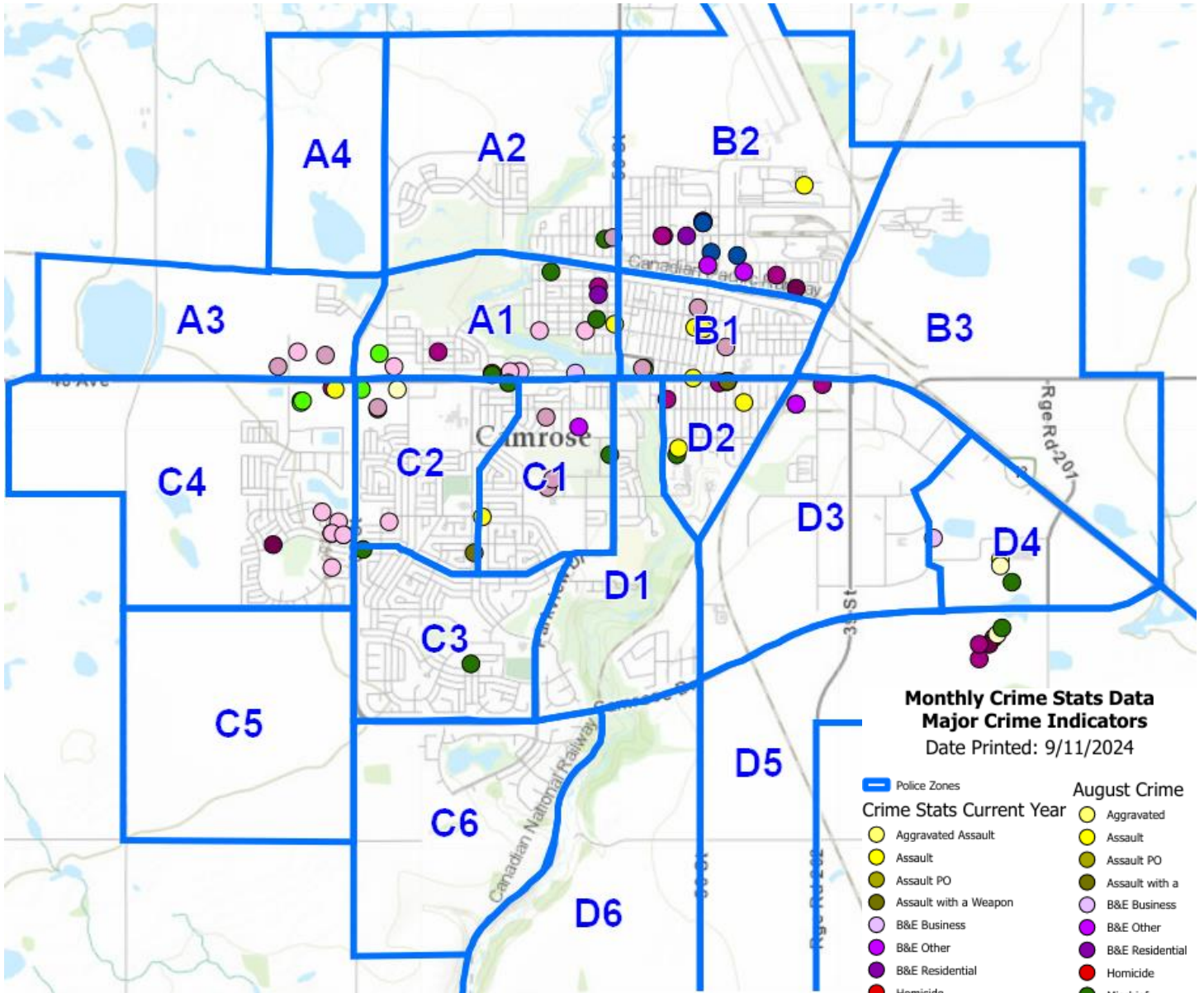
January	65	February	71	March	54
April	75	May	99	June	61
July	81	August	92		

Overview:

The crime statistics for the reporting period indicate a 14% increase in total crime across the eight key crime indicators compared to the previous month of July. This total is also 3% higher than the five-year average of 89 reported occurrences, indicating a modest upward trend in criminal activity.

Notably, the theft category saw the most significant rise, with 12 additional reported occurrences, highlighting an increase in property-related offenses. Additionally, the mischief category experienced a 5 reported occurrence increase, suggesting an uptick in vandalism or related disturbances. These two categories were the primary drivers of the overall rise in crime during this period.

August 2024 Eight Crime Indicators Map

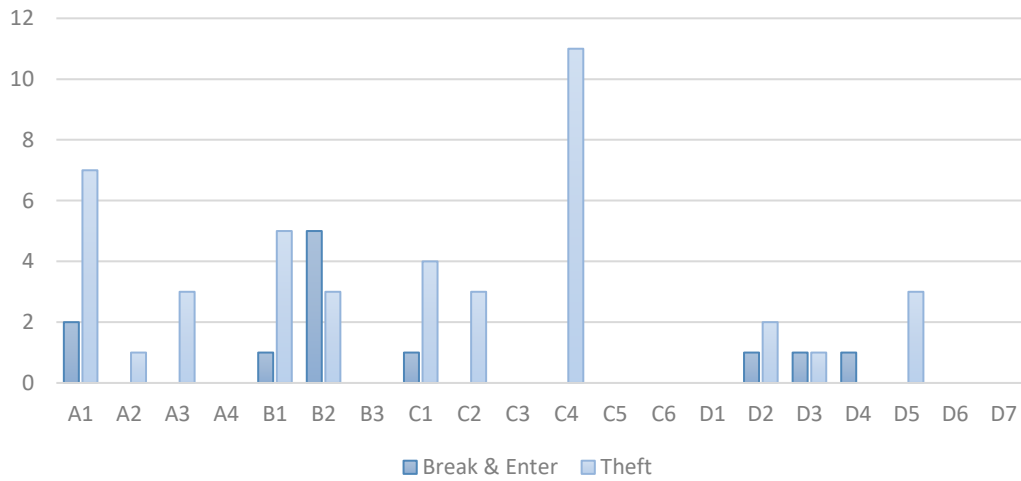


Monthly Crime Stats Data
Major Crime Indicators
 Date Printed: 9/11/2024

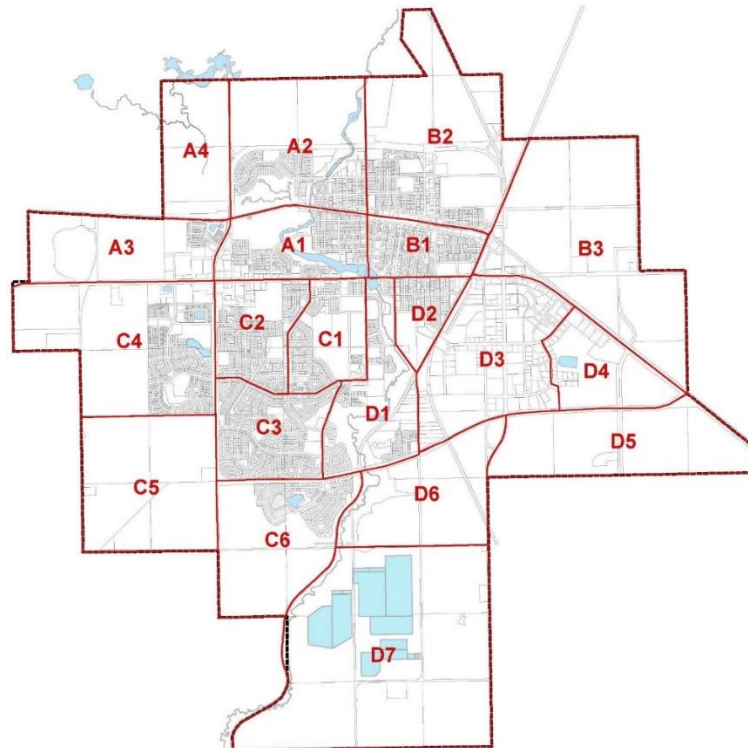
- | | | |
|---------------------------|-----------------------|------------------|
| Police Zones | Aggravated Assault | Aggravated |
| Crime Stats Current Year | Assault | Assault |
| Assault PO | Assault with a Weapon | Assault PO |
| B&E Business | B&E Other | Assault with a |
| B&E Residential | Homicide | B&E Business |
| Homicide | Mischief | B&E Other |
| Mischief | Robbery | B&E Residential |
| Robbery | Sexual Assault | Homicide |
| Sexual Assault | Theft from MV | Mischief |
| Shoplifting | Theft from | Robbery |
| Theft from MV | Other Thefts | Sexual Assault |
| Theft from Other | Theft of Bicycle | Shoplifting |
| Other Thefts Under \$5000 | Theft of MV Car | Theft from MV |
| Other Thefts Over \$5000 | Theft of MV Other | Theft from |
| Theft of Bicycle | Theft of MV Truck | Other Thefts |
| Theft of MV Car | | Other Thefts |
| Theft of MV Other | | Theft of Bicycle |
| Theft of MV Truck | | Theft of MV Car |
| | | Theft of MV |
| | | Theft of MV |

Occurrence Zones

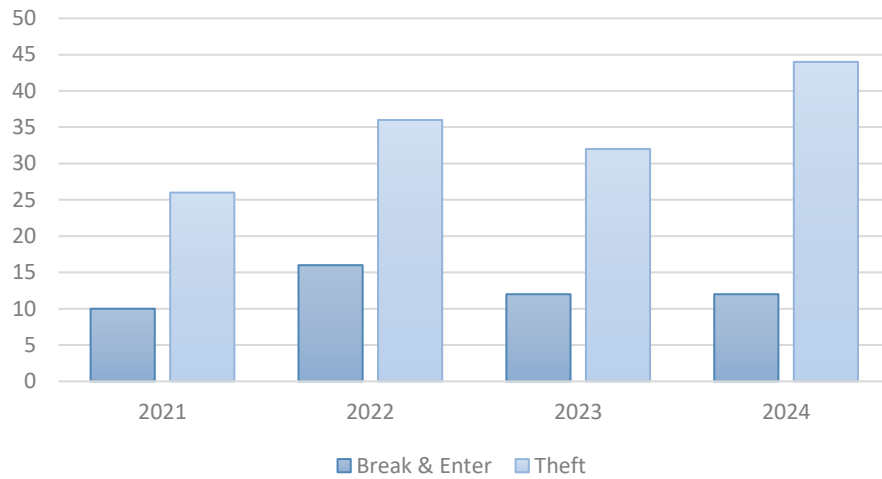
Break & Enter and Thefts - August 2024



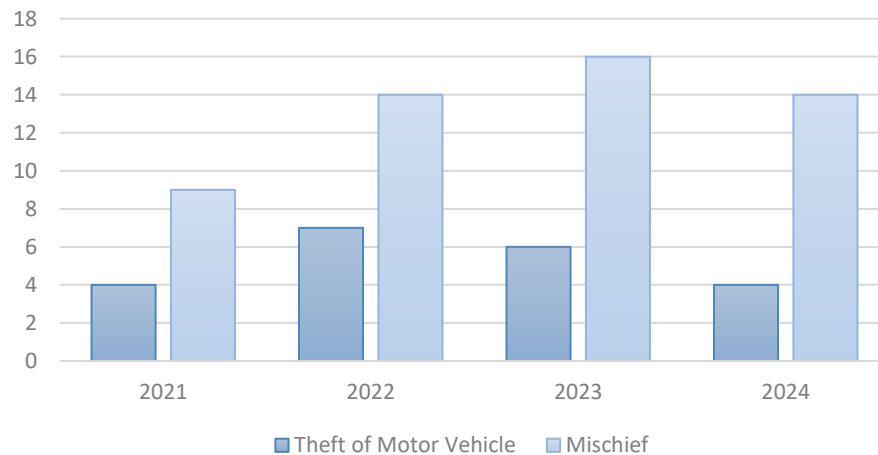
City Of Camrose



August 2021, 2022, 2023 & 2024 Break & Enter and Thefts



August 2021, 2022, 2023 & 2024 Theft of Motor Vehicle & Mischiefs



Theft of Motor Vehicles

Date Reported	Occurrence Area	Zone	Attempted/Completed	Vehicle	Recovered	Recovery Location	Locked/Unlocked
Aug 8	52 Ave & 47 St	B2	Completed	2017 Dodge Ram	Yes	Edmonton	Idling & Keys in Vehicle
Aug 14	53 Ave & 47 St	B2	Completed	2007 Ford F150	Yes	Strathcona County	Unlocked
Aug 18	52 Ave & 46 St	B2	Completed	1998 GMC Sierra	Yes	Bawlf	Unlocked
Aug 29	47 Ave & 41 St	D3	Completed	2003 Ford F350	No		Unknown

“Mandatory Alcohol Screening” (MAS) Statistics

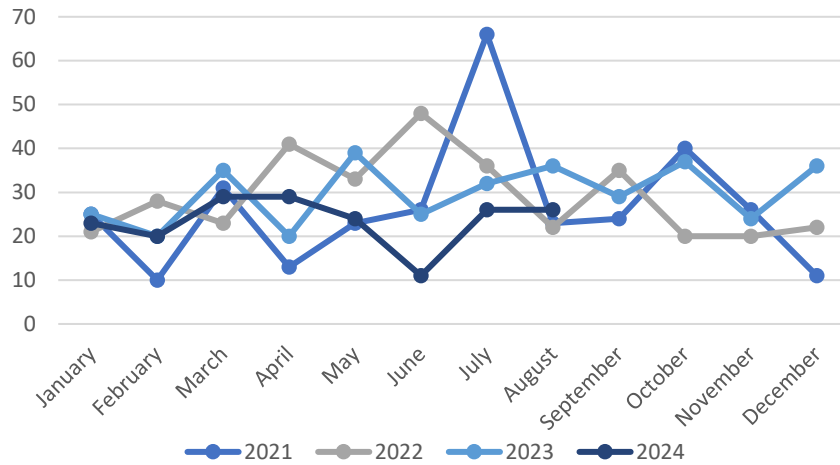
In the month of August, 2024, 163 MAS tests were conducted, which resulted in five (5) charges being laid under the Intermediate Roadside Suspensions (IRS). There was one (1) charge under the Alberta Zero Alcohol Tolerance (AZAT) for graduated drivers, and seven (7) 24-hour suspensions issued. There were no impaired by alcohol or drug occurrences.

Drug Impaired Driving Tests

During the month of August, 2024 there were two (2) Standard Field Sobriety Tests (SFST) and no Drug Recognition Evaluation Tests (DRE) conducted.

Crimes Against Persons

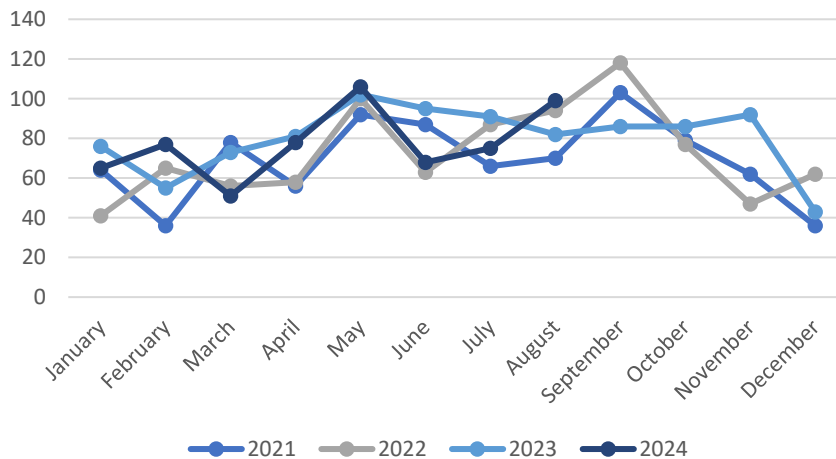
5 Year Monthly Average – 29



The total number of Crimes against Persons was 26 in August of 2024, compared to 36 in August of 2023, 22 in August of 2022 and 23 in August of 2021.

Crimes Against Property

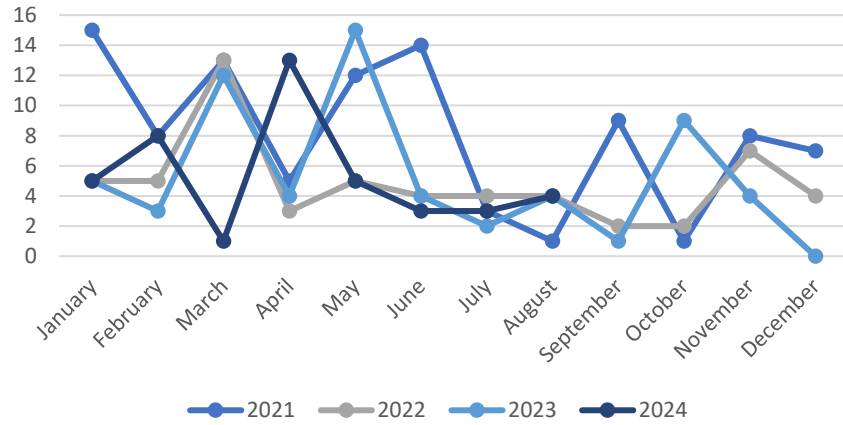
5 Year Monthly Average – 88



The total number of Crimes against Property in August, 2024 was 99, compared to 82 in August of 2023, 94 in August of 2022, and 70 in August of 2021.

Drug Occurrences

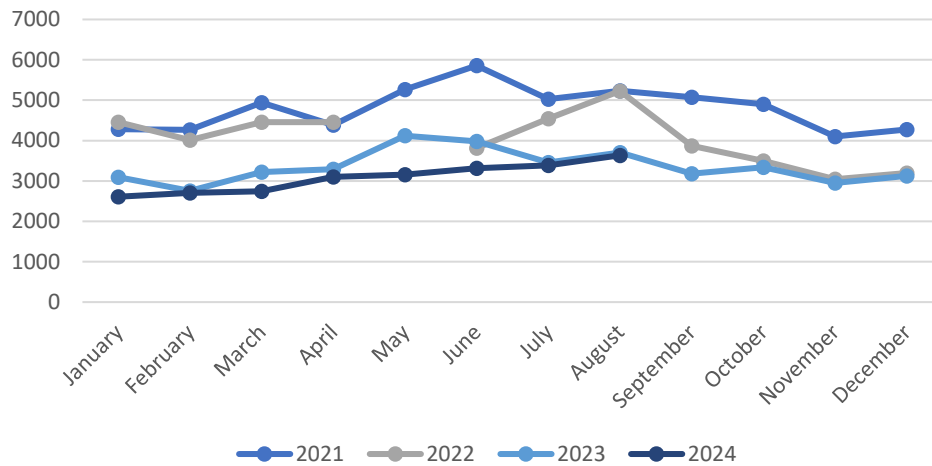
5 Year Monthly Average – 4



There were 4 drug offence occurrences in August of 2024, compared to 4 occurrences in August of 2023 and August of 2022, and 1 occurrence in August of 2021.

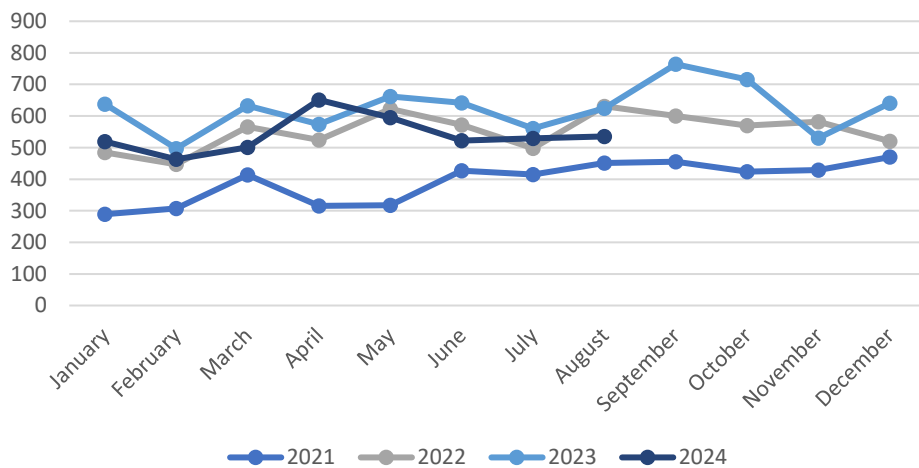
Calls Received by Communications

	Jan 2024	Feb 2024	March 2024	April 2024	May 2024	June 2024	July 2024	August 2024
Comm 1	949	952	1009	1162	1148	1311	1292	1430
Comm 2	961	1012	991	1235	1227	1199	1221	1280
911 Calls	700	745	742	705	784	805	877	926
Totals	2610	2709	2742	3102	3159	3315	3390	3636



Front Counter Customers

	Jan 2024	Feb 2024	March 2024	April 2024	May 2024	June 2024	July 2024	Aug 2024
MVC	38	28	19	26	28	31	20	17
MVC Report Pick Up	3	8	4	4	1	2	3	0
PIC	17	19	18	23	10	18	35	23
PIC Inquires	57	48	63	74	76	47	40	49
PIC Pick Up	119	108	136	171	129	122	145	117
Deliveries/Mail	58	45	35	58	48	39	42	40
Ident	2	1	4	6	2	2	3	2
Subpoenas/Summons	1	3	3	6	0	5	1	0
Questions	63	51	50	61	73	53	50	67
RCMP Referral	16	16	18	18	10	11	24	22
Statements	17	19	11	16	40	29	24	15
Complaints	32	26	34	47	52	45	41	65
Guests	18	6	7	3	6	12	3	9
Contractors/Maintenance	4	4	6	8	6	10	3	0
Other	74	81	93	130	114	96	95	109
Totals	519	463	501	651	595	522	529	535

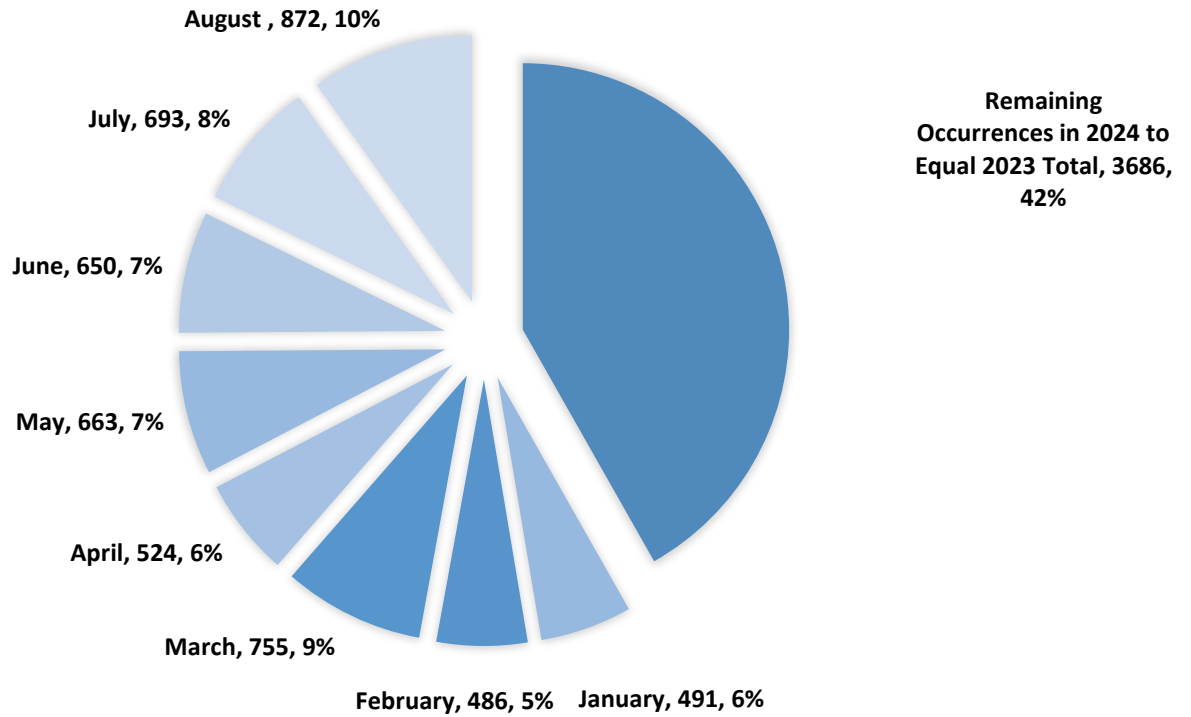


Number of Occurrences

	Jan 2024	Feb 2024	March 2024	April 2024	May 2024	June 2024	July 2024	Aug 2024
Dispatched	290	265	264	304	402	370	334	420
Online Reporting	4	8	5	30	7	12	2	4
Total Occurrences	491	486	755	524	663	650	693	872

2024 Occurrences

2023 Occurrences = 8820

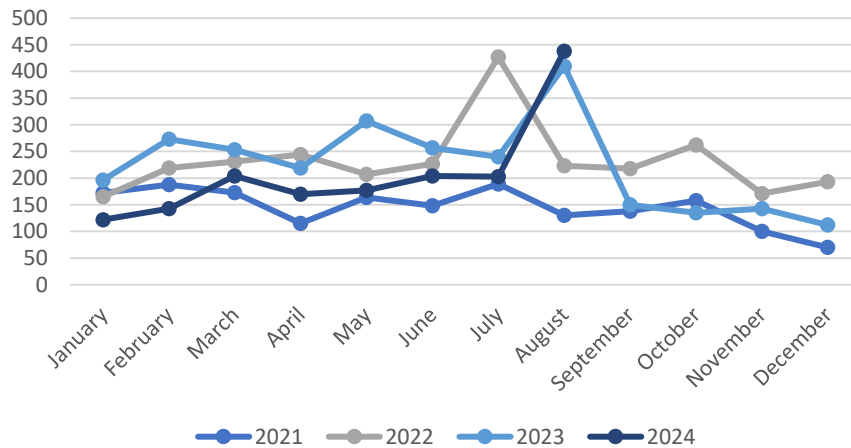


Tickets Issued

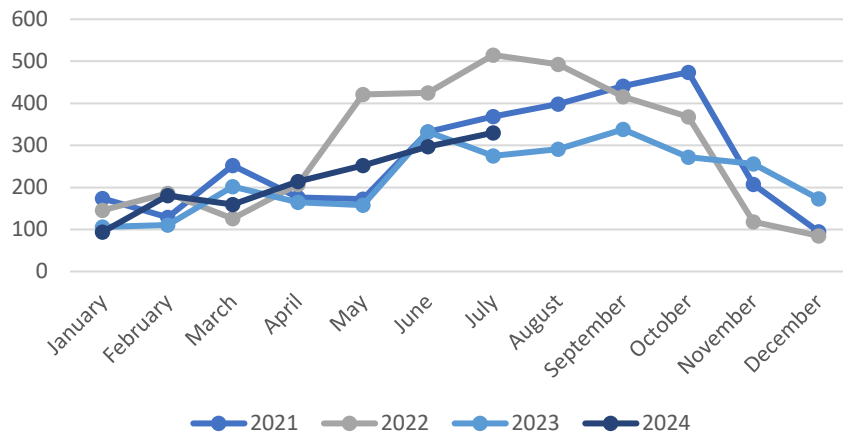
	Jan 2024	Feb 2024	March 2024	April 2024	May 2024	June 2024	July 2024	Aug 2024
Violation Tickets	122	143	204	170	177	204	203	438
Mobile Electronic Enforcement	94	181	159	214	252	297	330	*
Intersection Safety Device	94	143	172	251	314	321	384	*
Total	310	467	535	635	743	822	917	

* = not available yet

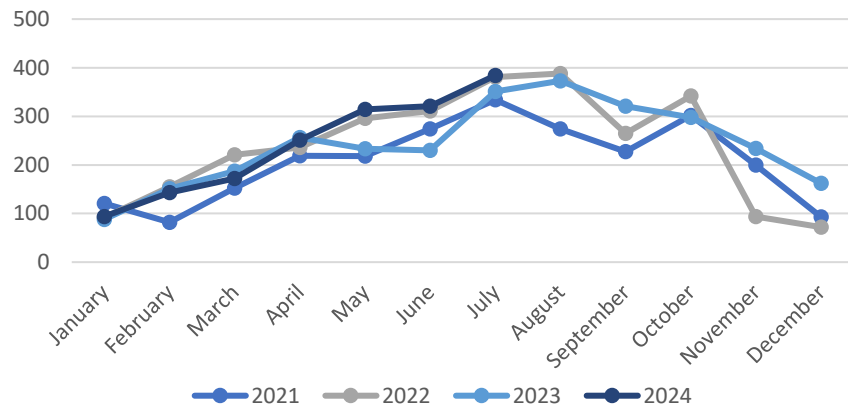
Violation Tickets



Mobile Electronic Enforcement Tickets



Intersection Safety Device Tickets



The Intersection Safety Device located at 68 Street & 48 Avenue was effective from February 1, 2020.

Monthly Comparisons

Crimes Against Persons					
	Compared to same month last year	2023 Yr Total	August 2023	August 2024	5 Yr Monthly Average for August
Homicide	↔	8	0	0	0
Robbery	↓	8	2	1	1
Sexual Assault	↑	31	2	3	2
Assault	↓	166	20	14	16
Arson	↑	4	0	1	0
Criminal Harassment	↓	24	4	2	2
Uttering Threats	↓	62	6	3	4
Crimes Against Property					
	Compared to same month last year	2023 Yr Total	August 2023	August 2024	5 Yr Monthly Average for August
Break and Enter	↔	111	12	12	13
Business	↓	42	6	2	6
Residential	↑	22	2	4	3
Other (Detached Garden Shed)	↑	47	4	6	4
Theft of Motor Vehicles	↓	74	6	4	4
Car	↔	9	0	0	0
Truck/SUV	↓	62	5	4	3
Motorcycle	↔	1	0	0	0
Other (Van, ATV, Snowmobile, boat, etc)	↓	2	1	0	1
Theft Over \$5,000	↑	9	0	3	1
Theft from Motor Vehicles	↔	1	0	0	0
Shoplifting Over \$5,000	↔	0	0	0	0
Other Thefts Over \$5,000	↑	8	0	3	1
Thefts Under \$5,000	↑	375	32	41	37
Thefts from Motor Vehicles	↑	120	3	14	11
Shoplifting Under \$5,000	↓	90	8	7	9
Other Thefts Under \$5,000	↓	165	21	20	17

Monthly Comparisons (cont'd)

Crimes Against Property Continued					
	Compared to same month last year	2023 Yr Total	August 2023	August 2024	5 Yr Monthly Average for August
Mischief	↓	187	16	14	14
Frauds	↑	121	8	14	9
Credit Card	↑	11	1	2	1
General Fraud	↑	108	7	12	8
Forgery & Uttering	↔	2	0	0	0
Other (Personation, etc.)	↔	0	0	0	0
Drug Offences					
	Compared to same month last year	2023 Yr Total	August 2023	August 2024	5 Yr Monthly Average for August
Possession	↔	49	3	3	3
Cocaine	↔	9	0	0	0
Methamphetamine	↔	32	2	2	2
Other	↔	8	1	1	1
Trafficking/Possession for the Purpose of Trafficking	↑	10	0	1	1
Cocaine	↑	7	0	1	1
Methamphetamine	↔	3	0	0	0
Other	↔	0	0	0	0