

Monthly Crime Report

July 2024



July 2024 Crime Report

Purpose:

The purpose of this report is to provide an analysis of crime and other police activities that occurred in the City of Camrose in the month of July, 2024. The information is captured through Police records management systems and daily stats collection.

Disclaimer:

Statistics gathered for this report are based on the best available information at the time of drafting, and could be subject to change based on files being under investigation, or being reported at a later date.

Completed by:



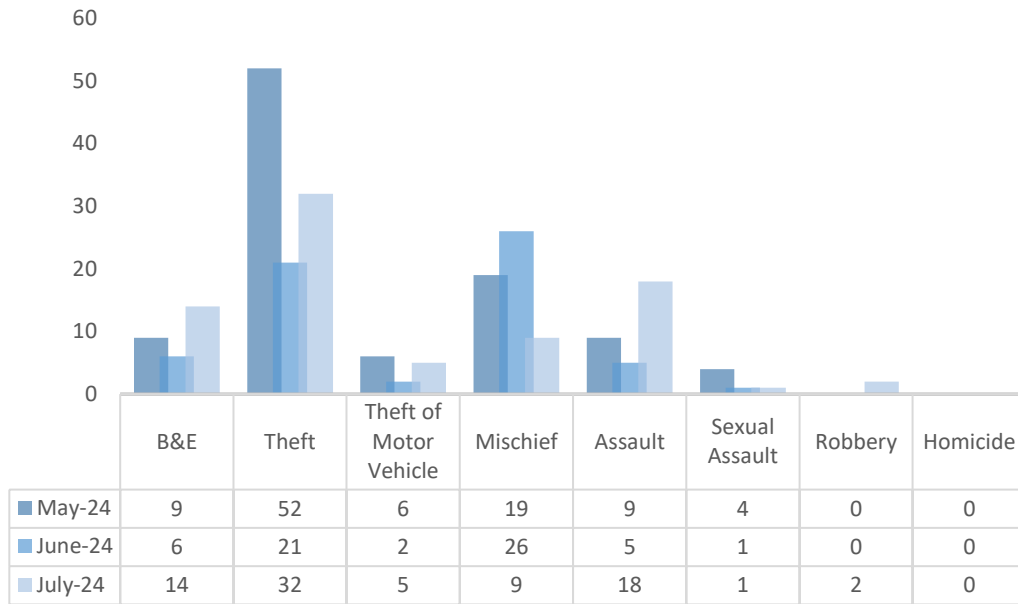
Barb Fowler
Crime Analyst



Scott Sveinbjornson
Sgt. I/C Major Crimes Unit

Eight Crime Indicators – July 2024

Number of Occurrences for these 8 Crime Types



2024 Monthly Total of the Eight Crime Indicators:

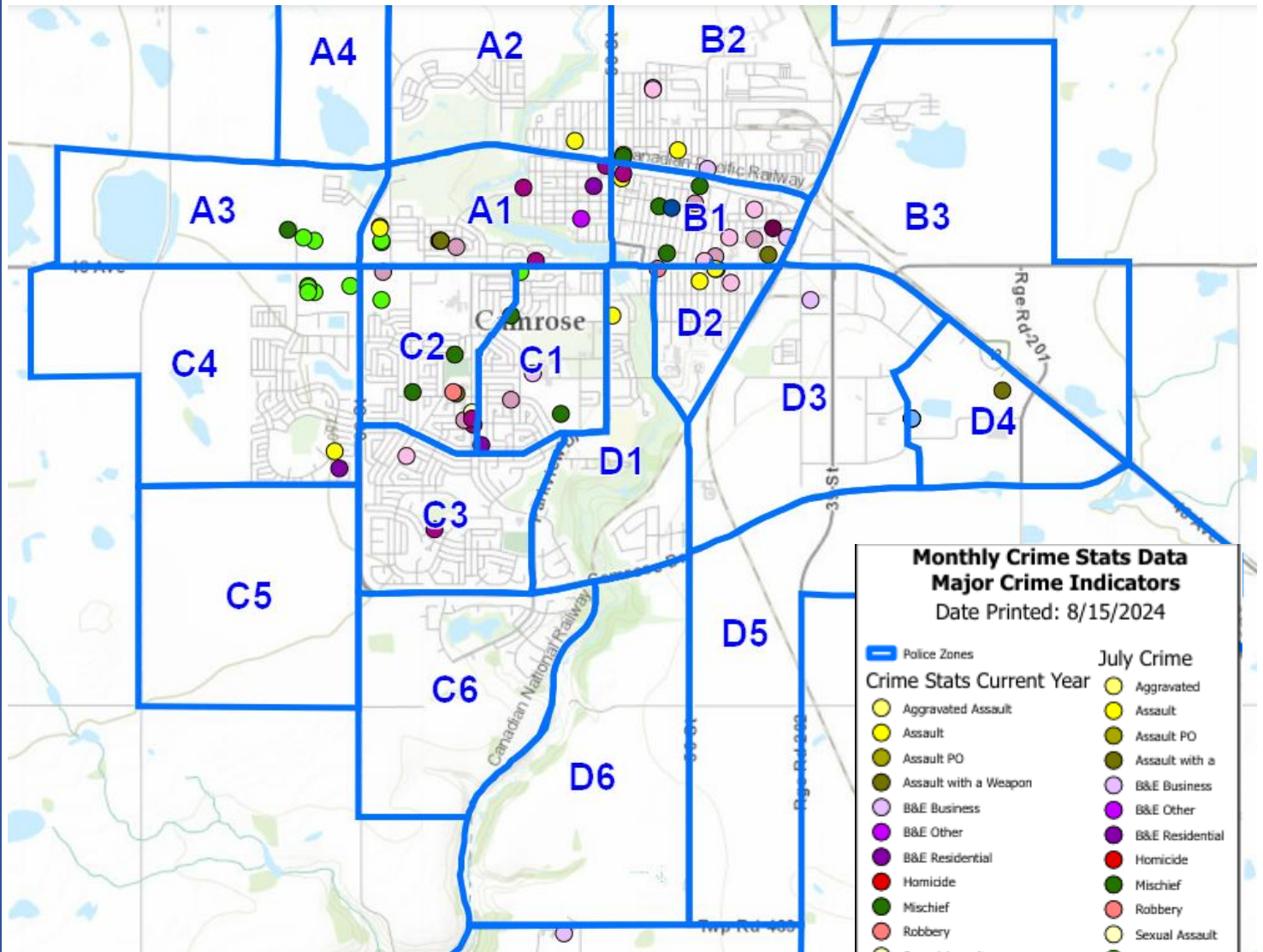
| | | | | | |
|---------|----|----------|----|-------|----|
| January | 65 | February | 71 | March | 54 |
| April | 75 | May | 99 | June | 61 |
| July | 81 | | | | |

Overview:

Despite a significant 33% increase in the eight crime indicators from June to July, with the number of occurrences rising from 61 to 81, it's important to note that the July statistic remains below the 5-year average of 87 reported occurrences for this month. Interestingly, the current figure of 81 is equal to that of July 2020, a period when COVID-19 restrictions were in place, likely affecting crime patterns.

While the rise from June is concerning, the overall level of reported crime is still within the typical range observed in recent years. This suggests that while there has been a recent spike, particularly in categories like assault, break and enter, and theft, the broader trend may not yet indicate a sustained or alarming increase in criminal activity beyond historical norms.

July 2024 Eight Crime Indicators Map

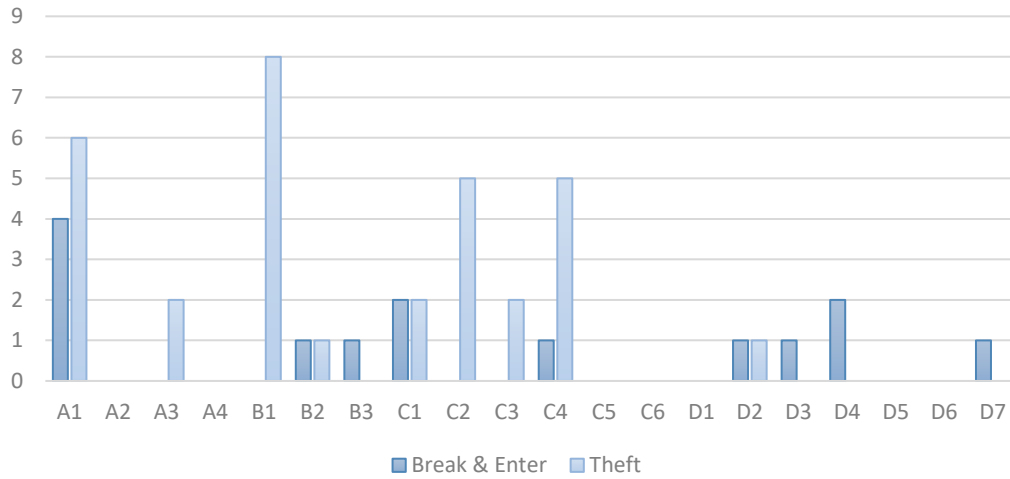


Monthly Crime Stats Data
Major Crime Indicators
 Date Printed: 8/15/2024

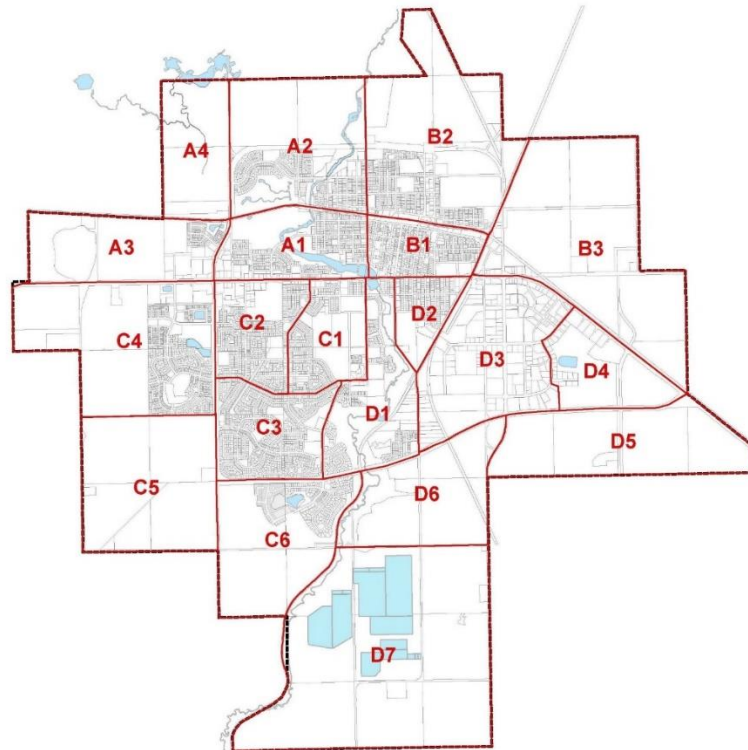
| | | |
|---------------------------|---------------------------|---------------------------|
| Police Zones | Aggravated Assault | Aggravated Assault |
| Crime Stats Current Year | Assault | Assault |
| Assault | Assault PO | Assault PO |
| Assault PO | Assault with a | Assault with a |
| Assault with a Weapon | B&E Business | B&E Business |
| B&E Business | B&E Other | B&E Other |
| B&E Other | B&E Residential | B&E Residential |
| B&E Residential | Homicide | Homicide |
| Homicide | Mischief | Mischief |
| Mischief | Robbery | Robbery |
| Robbery | Sexual Assault | Sexual Assault |
| Sexual Assault | Shoplifting | Shoplifting |
| Shoplifting | Theft from MV | Theft from MV |
| Theft from MV | Theft from Other | Theft from Other |
| Theft from Other | Other Thefts Under \$5000 | Other Thefts Under \$5000 |
| Other Thefts Under \$5000 | Other Thefts Over \$5000 | Other Thefts Over \$5000 |
| Other Thefts Over \$5000 | Theft of Bicycle | Theft of Bicycle |
| Theft of Bicycle | Theft of MV Car | Theft of MV Car |
| Theft of MV Car | Theft of MV Other | Theft of MV Other |
| Theft of MV Other | Theft of MV Truck | Theft of MV Truck |
| Theft of MV Truck | Aggravated Assault | Aggravated Assault |
| | Assault | Assault |
| | Assault PO | Assault PO |
| | Assault with a | Assault with a |
| | B&E Business | B&E Business |
| | B&E Other | B&E Other |
| | B&E Residential | B&E Residential |
| | Homicide | Homicide |
| | Mischief | Mischief |
| | Robbery | Robbery |
| | Sexual Assault | Sexual Assault |
| | Shoplifting | Shoplifting |
| | Theft from MV | Theft from MV |
| | Theft from | Theft from |
| | Other Thefts | Other Thefts |
| | Other Thefts | Other Thefts |
| | Theft of Bicycle | Theft of Bicycle |
| | Theft of MV Car | Theft of MV Car |
| | Theft of MV | Theft of MV |
| | Theft of MV | Theft of MV |

Occurrence Zones

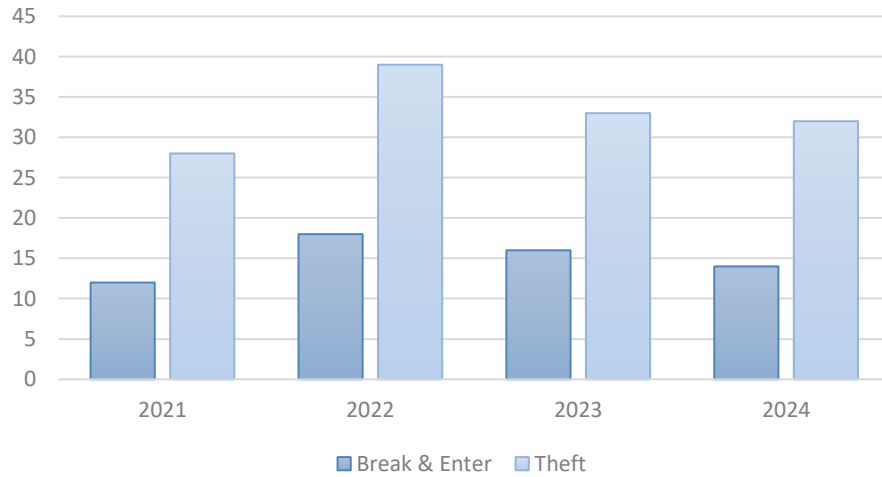
Break & Enter and Thefts - July 2024



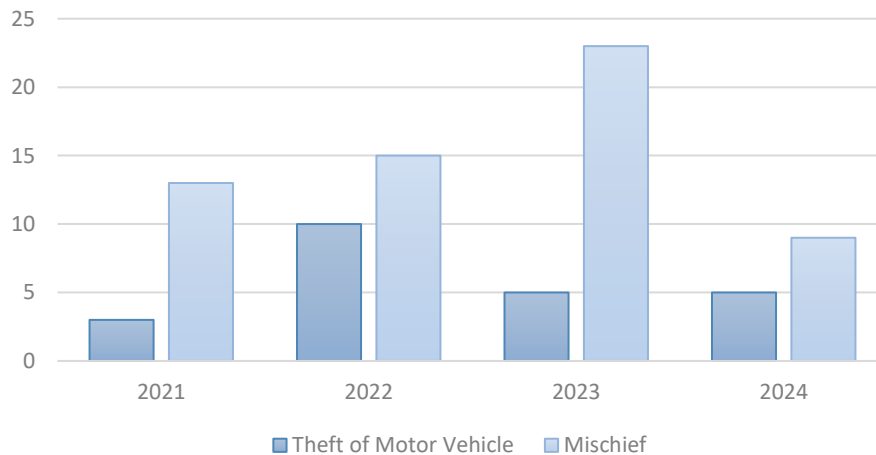
City Of Camrose



July 2021, 2022, 2023 & 2024 Break & Enter and Thefts



July 2021, 2022, 2023 & 2024 Theft of Motor Vehicle & Mischief



Theft of Motor Vehicles

| Date Reported | Occurrence Area | Zone | Attempted/Completed | Vehicle | Recovered | Recovery Location | Locked/Unlocked |
|---------------|-----------------|------|---------------------|-------------------------------|-----------|-------------------|-----------------|
| July 15 | 54 Ave & 50 St | B2 | Completed | 2006 Honda CRF450R Dirt Bike | No | | N/A |
| July 16 | 42 Ave & 37 St | D4 | Completed | 2020 GMC Sierra | No | | Unknown |
| July 17 | 47 Ave & 46 St | D2 | Completed | 2001 Jeep Grand Cherokee | Yes | Camrose | Unknown |
| July 27 | 50 Ave & 49 St | B1 | Completed | 2013 Ford F150 | Yes | Breynat, AB | Keys in vehicle |
| July 30 | 42 Ave & 37 St | D4 | Completed | 2021 Honda CRF450RM Dirt Bike | No | | N/A |

“Mandatory Alcohol Screening” (MAS) Statistics

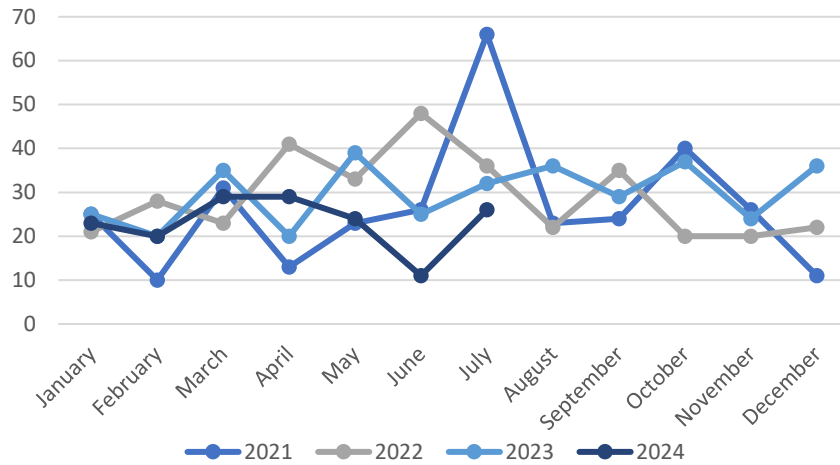
In the month of July, 2024, forty-eight (48) MAS tests were conducted, which resulted in six (6) charges being laid under the Intermediate Roadside Suspensions (IRS). There were no charges under the Alberta Zero Alcohol Tolerance (AZAT) for graduated drivers, and no 24-hour suspensions issued. There was also no impaired by alcohol or drug occurrences.

Drug Impaired Driving Tests

During the month of July, 2024 there was one (1) Standard Field Sobriety Tests (SFST) and no Drug Recognition Evaluation Tests (DRE) conducted.

Crimes Against Persons

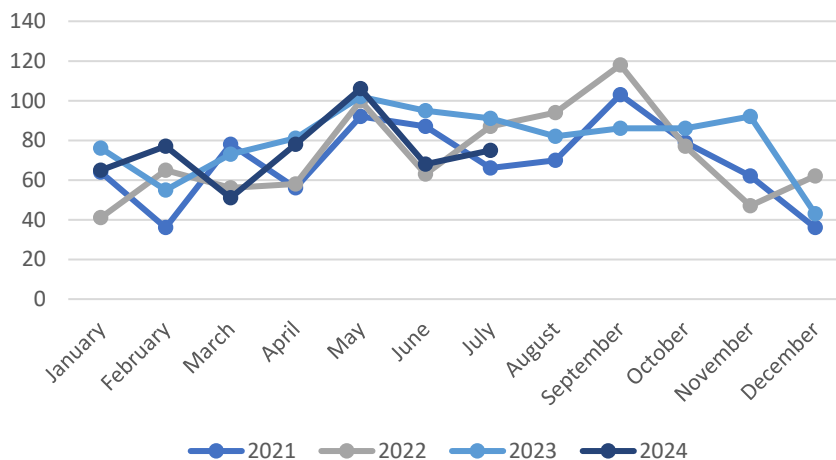
5 Year Monthly Average – 27



The total number of Crimes against Persons was 26 in July of 2024, compared to 32 in July of 2023, 36 in July of 2022 and 15 in July of 2021.

Crimes Against Property

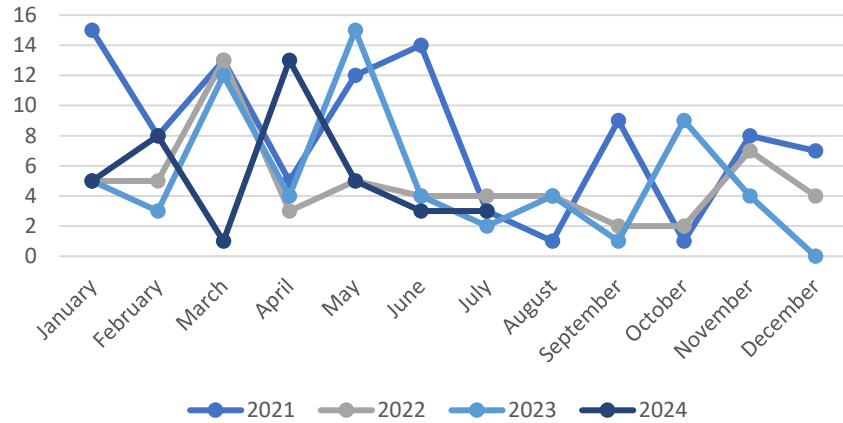
5 Year Monthly Average – 79



The total number of Crimes against Property in July, 2024 was 75, compared to 91 in July of 2023, 87 in July of 2022, and 66 in July of 2021.

Drug Occurrences

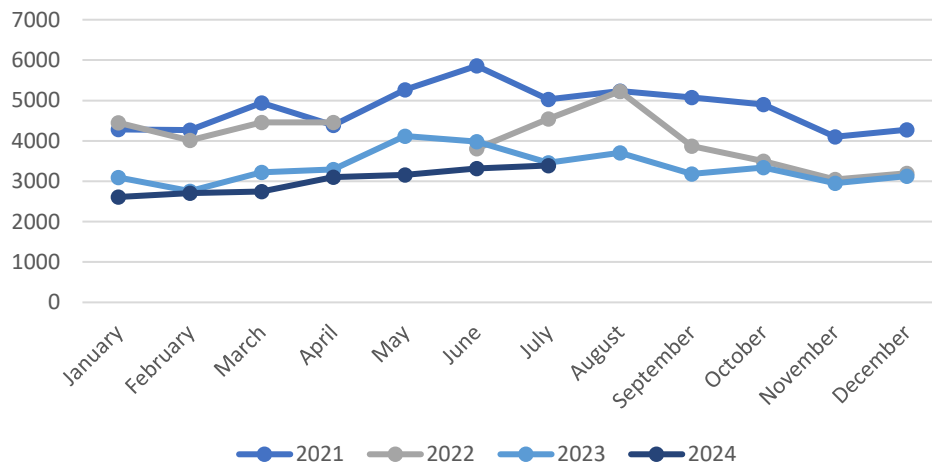
5 Year Monthly Average – 4



There were 3 drug offence occurrences in July of 2024, compared to 2 occurrences in July of 2023, 4 occurrences in July of 2022, and 3 occurrences in July of 2021.

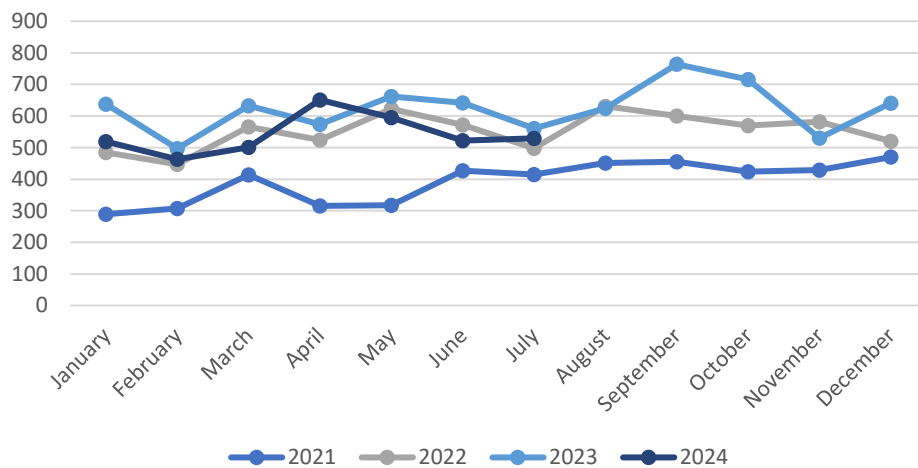
Calls Received by Communications

| | Jan 2024 | Feb 2024 | March 2024 | April 2024 | May 2024 | June 2024 | July 2024 |
|-----------|----------|----------|------------|------------|----------|-----------|-----------|
| Comm 1 | 949 | 952 | 1009 | 1162 | 1148 | 1311 | 1292 |
| Comm 2 | 961 | 1012 | 991 | 1235 | 1227 | 1199 | 1221 |
| 911 Calls | 700 | 745 | 742 | 705 | 784 | 805 | 877 |
| Totals | 2610 | 2709 | 2742 | 3102 | 3159 | 3315 | 3390 |



Front Counter Customers

| | Jan 2024 | Feb 2024 | March 2024 | April 2024 | May 2024 | June 2024 | July 2024 |
|-------------------------|------------|------------|------------|------------|------------|------------|------------|
| MVC | 38 | 28 | 19 | 26 | 28 | 31 | 20 |
| MVC Report Pick Up | 3 | 8 | 4 | 4 | 1 | 2 | 3 |
| PIC | 17 | 19 | 18 | 23 | 10 | 18 | 35 |
| PIC Inquires | 57 | 48 | 63 | 74 | 76 | 47 | 40 |
| PIC Pick Up | 119 | 108 | 136 | 171 | 129 | 122 | 145 |
| Deliveries/Mail | 58 | 45 | 35 | 58 | 48 | 39 | 42 |
| Ident | 2 | 1 | 4 | 6 | 2 | 2 | 3 |
| Subpoenas/Summons | 1 | 3 | 3 | 6 | 0 | 5 | 1 |
| Questions | 63 | 51 | 50 | 61 | 73 | 53 | 50 |
| RCMP Referral | 16 | 16 | 18 | 18 | 10 | 11 | 24 |
| Statements | 17 | 19 | 11 | 16 | 40 | 29 | 24 |
| Complaints | 32 | 26 | 34 | 47 | 52 | 45 | 41 |
| Guests | 18 | 6 | 7 | 3 | 6 | 12 | 3 |
| Contractors/Maintenance | 4 | 4 | 6 | 8 | 6 | 10 | 3 |
| Other | 74 | 81 | 93 | 130 | 114 | 96 | 95 |
| Totals | 519 | 463 | 501 | 651 | 595 | 522 | 529 |

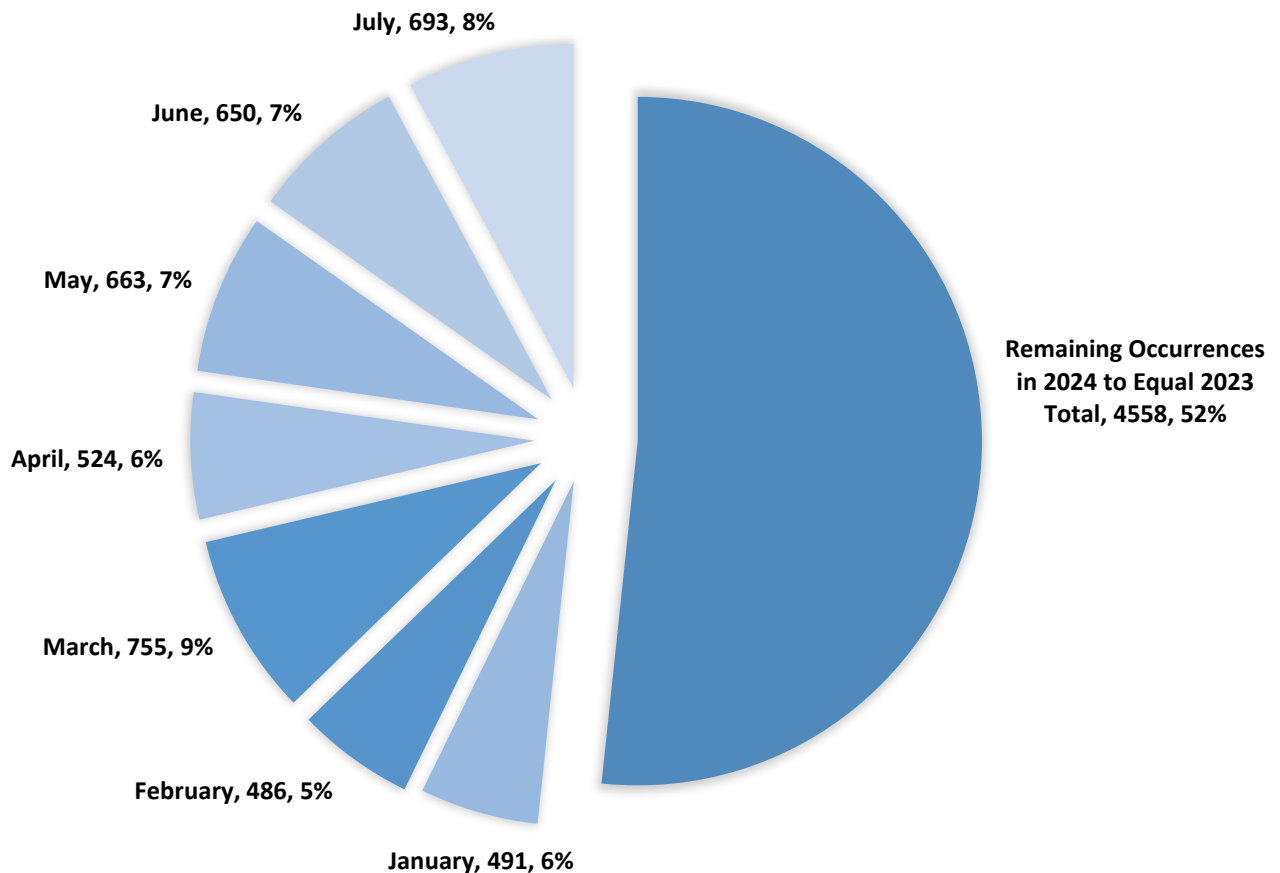


Number of Occurrences

| | Jan 2024 | Feb 2024 | March 2024 | April 2024 | May 2024 | June 2024 | July 2024 |
|--------------------------|------------|------------|------------|------------|------------|------------|------------|
| Dispatched | 290 | 265 | 264 | 304 | 402 | 370 | 334 |
| Online Reporting | 4 | 8 | 5 | 30 | 7 | 12 | 2 |
| Total Occurrences | 491 | 486 | 755 | 524 | 663 | 650 | 693 |

2024 Occurrences

2023 Occurrences = 8820

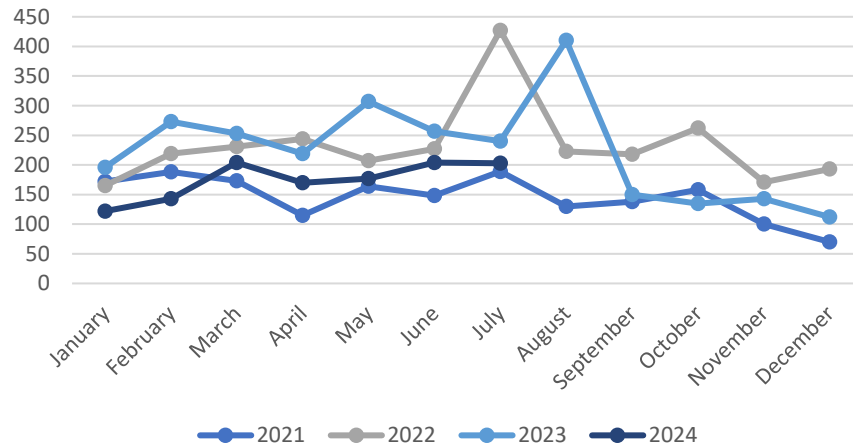


Tickets Issued

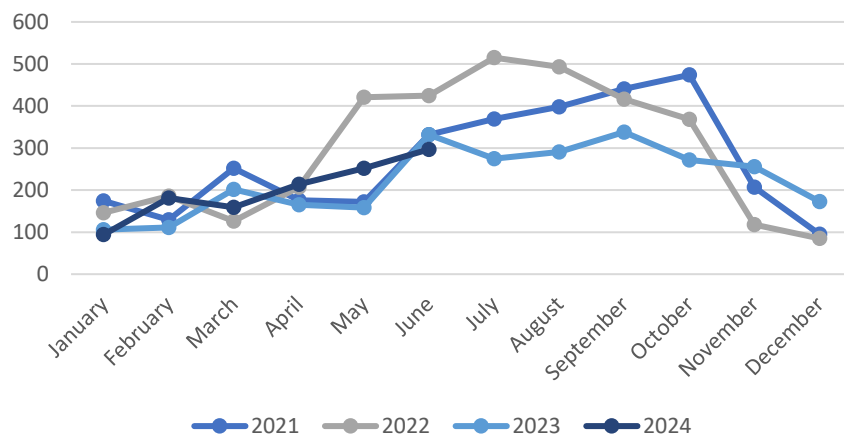
| | Jan 2024 | Feb 2024 | March 2024 | April 2024 | May 2024 | June 2024 | July 2024 |
|-------------------------------|------------|------------|------------|------------|------------|------------|-----------|
| Violation Tickets | 122 | 143 | 204 | 170 | 177 | 204 | 203 |
| Mobile Electronic Enforcement | 94 | 181 | 159 | 214 | 252 | 297 | * |
| Intersection Safety Device | 94 | 143 | 172 | 251 | 314 | 321 | * |
| Total | 310 | 467 | 535 | 635 | 743 | 822 | |

* = not available yet

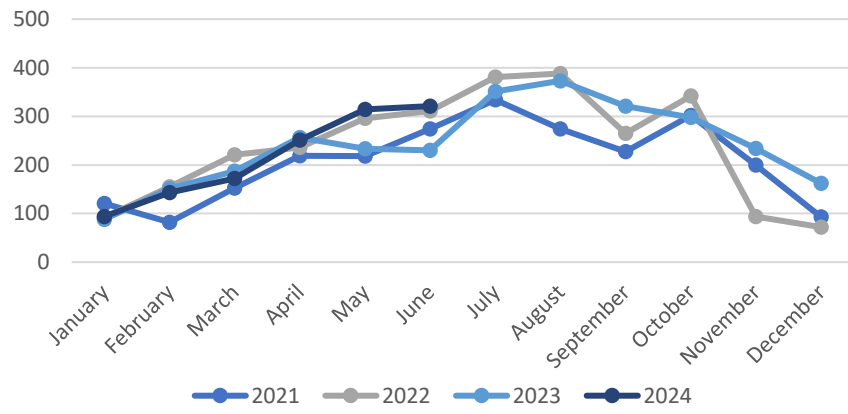
Violation Tickets



Mobile Electronic Enforcement Tickets



Intersection Safety Device Tickets



The Intersection Safety Device located at 68 Street & 48 Avenue was effective from February 1, 2020.

Monthly Comparisons

| Crimes Against Persons | | | | | |
|-----------------------------------------|----------------------------------|---------------|-----------|-----------|-------------------------------|
| | Compared to same month last year | 2023 Yr Total | July 2023 | July 2024 | 5 Yr Monthly Average for July |
| Homicide | ↔ | 8 | 0 | 0 | 0 |
| Robbery | ↑ | 8 | 0 | 2 | 1 |
| Sexual Assault | ↔ | 31 | 1 | 1 | 2 |
| Assault | ↓ | 166 | 24 | 18 | 18 |
| Arson | ↔ | 4 | 0 | 0 | 0 |
| Criminal Harassment | ↔ | 24 | 0 | 0 | 1 |
| Uttering Threats | ↓ | 62 | 5 | 2 | 3 |
| Crimes Against Property | | | | | |
| | Compared to same month last year | 2023 Yr Total | July 2023 | July 2024 | 5 Yr Monthly Average for July |
| Break and Enter | ↓ | 111 | 16 | 14 | 15 |
| Business | ↓ | 42 | 8 | 7 | 5 |
| Residential | ↑ | 22 | 1 | 6 | 5 |
| Other (Detached Garden Shed) | ↓ | 47 | 7 | 1 | 5 |
| Theft of Motor Vehicles | ↔ | 74 | 5 | 5 | 6 |
| Car | ↔ | 9 | 0 | 0 | 0 |
| Truck/SUV | ↓ | 62 | 4 | 3 | 4 |
| Motorcycle | ↑ | 1 | 0 | 2 | 1 |
| Other (Van, ATV, Snowmobile, boat, etc) | ↓ | 2 | 1 | 0 | 1 |
| Theft Over \$5,000 | ↑ | 9 | 0 | 1 | 0 |
| Theft from Motor Vehicles | ↔ | 1 | 0 | 0 | 0 |
| Shoplifting Over \$5,000 | ↔ | 0 | 0 | 0 | 0 |
| Other Thefts Over \$5,000 | ↑ | 8 | 0 | 1 | 0 |
| Thefts Under \$5,000 | ↓ | 375 | 33 | 31 | 31 |
| Thefts from Motor Vehicles | ↓ | 120 | 10 | 6 | 8 |
| Shoplifting Under \$5,000 | ↑ | 90 | 10 | 11 | 10 |
| Other Thefts Under \$5,000 | ↑ | 165 | 13 | 14 | 13 |

Monthly Comparisons (cont'd)

| Crimes Against Property Continued | | | | | |
|-------------------------------------------------------|----------------------------------|---------------|-----------|-----------|-------------------------------|
| | Compared to same month last year | 2023 Yr Total | July 2023 | July 2024 | 5 Yr Monthly Average for July |
| Mischief | ↓ | 187 | 23 | 9 | 16 |
| Frauds | ↑ | 121 | 8 | 12 | 6 |
| Credit Card | ↓ | 11 | 1 | 0 | 0 |
| General Fraud | ↑ | 108 | 7 | 12 | 6 |
| Forgery & Uttering | ↔ | 2 | 0 | 0 | 0 |
| Other (Personation, etc.) | ↔ | 0 | 0 | 0 | 0 |
| | | | | | |
| Drug Offences | | | | | |
| | Compared to same month last year | 2023 Yr Total | July 2023 | July 2024 | 5 Yr Monthly Average for July |
| Possession | ↔ | 49 | 2 | 2 | 3 |
| Cocaine | ↔ | 9 | 0 | 0 | 0 |
| Methamphetamine | ↔ | 32 | 2 | 2 | 3 |
| Other | ↔ | 8 | 0 | 0 | 0 |
| | | | | | |
| Trafficking/Possession for the Purpose of Trafficking | ↑ | 10 | 0 | 1 | 2 |
| Cocaine | ↔ | 7 | 0 | 0 | 0 |
| Methamphetamine | ↑ | 3 | 0 | 1 | 1 |
| Other | ↔ | 0 | 0 | 0 | 1 |