

Monthly Crime Report

June 2024



June 2024 Crime Report

Purpose:

The purpose of this report is to provide an analysis of crime and other police activities that occurred in the City of Camrose in the month of June, 2024. The information is captured through Police records management systems and daily stats collection.

Disclaimer:

Statistics gathered for this report are based on the best available information at the time of drafting, and could be subject to change based on files being under investigation, or being reported at a later date.

Completed by:



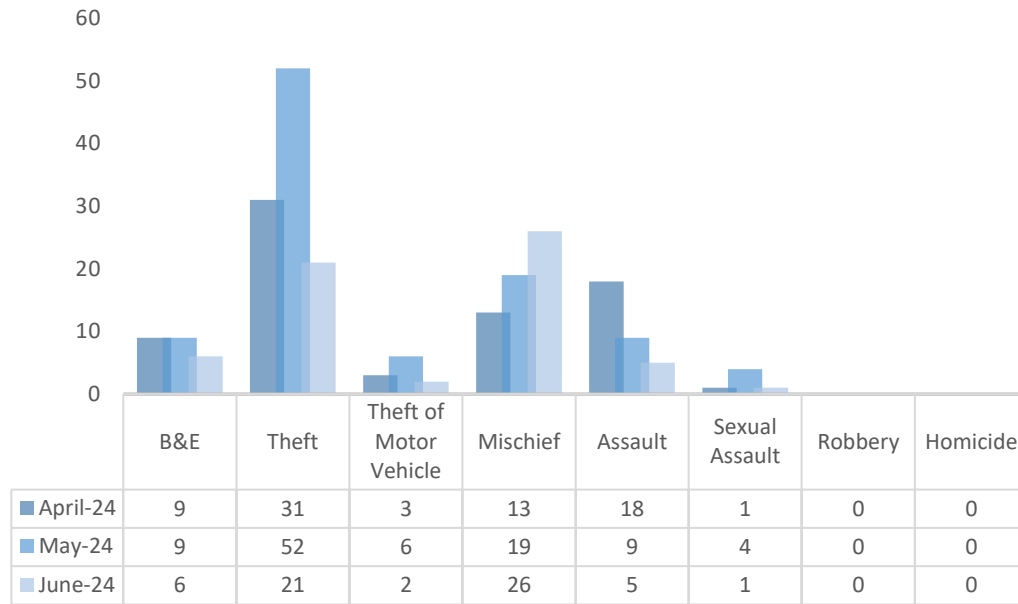
Barb Fowler
Crime Analyst



Scott Sveinbjornson
Sgt. I/C Major Crimes Unit

Eight Crime Indicators – June 2024

Number of Occurrences for these 8 Crime Types



2024 Monthly Total of the Eight Crime Indicators:

January	65	February	71	March	54
April	75	May	99	June	61

Overview:

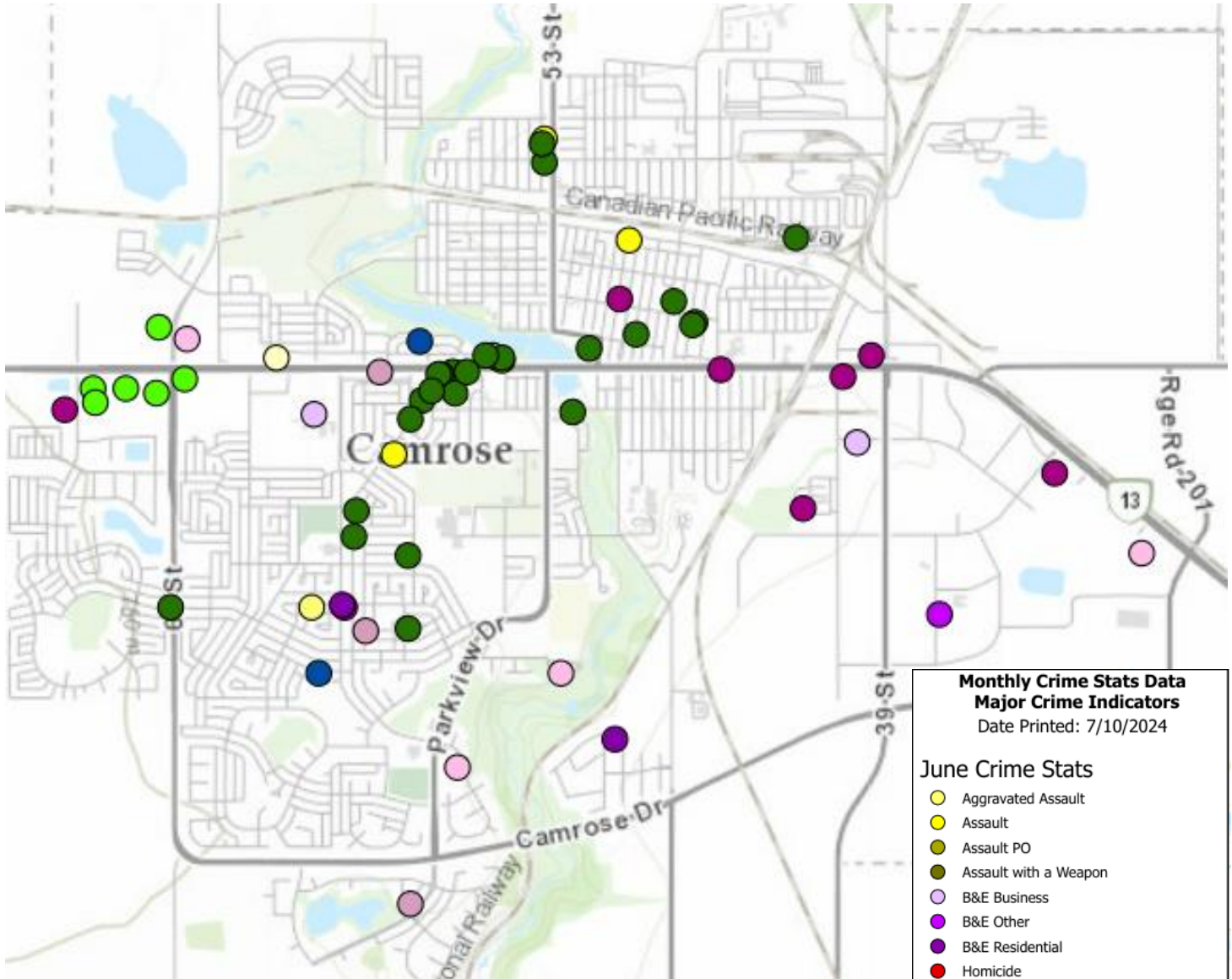
In June 2024, the overall crime statistics for our community reveal a notable decrease of 38% in reported occurrences across eight major crime indicators compared to May 2024. This reduction amounts to 38 fewer reported incidents, marking a positive trend in overall crime reduction.

Despite this general decline, one trend stands out: an increase in the category of mischief. This rise has been largely attributed to the actions of a 20-year-old male who has been charged in connection with 15 incidents involving the deliberate smashing of windows on both buildings and parked vehicles.

In addition to the aforementioned mischief incidents, a second pattern emerged involving vehicle vandalism. Two adult male siblings were apprehended and charged for their involvement in a spree of vehicle damage, further adding to the criminal activity reported during the month.

It is worth noting that despite the increase in mischief-related incidents, the overall crime rate for June 2024 remains 14% below the five-year average for the month of June.

June 2024 Eight Crime Indicators Map



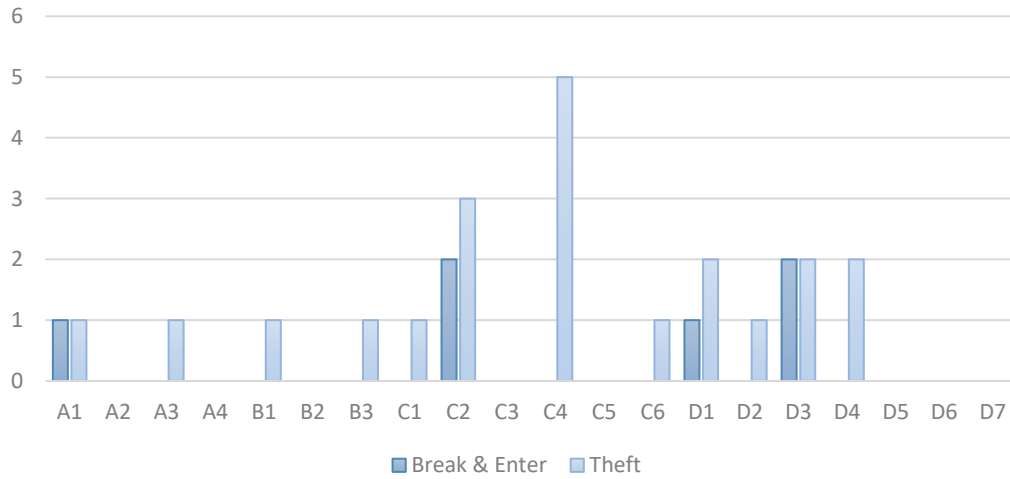
Monthly Crime Stats Data
Major Crime Indicators
 Date Printed: 7/10/2024

June Crime Stats

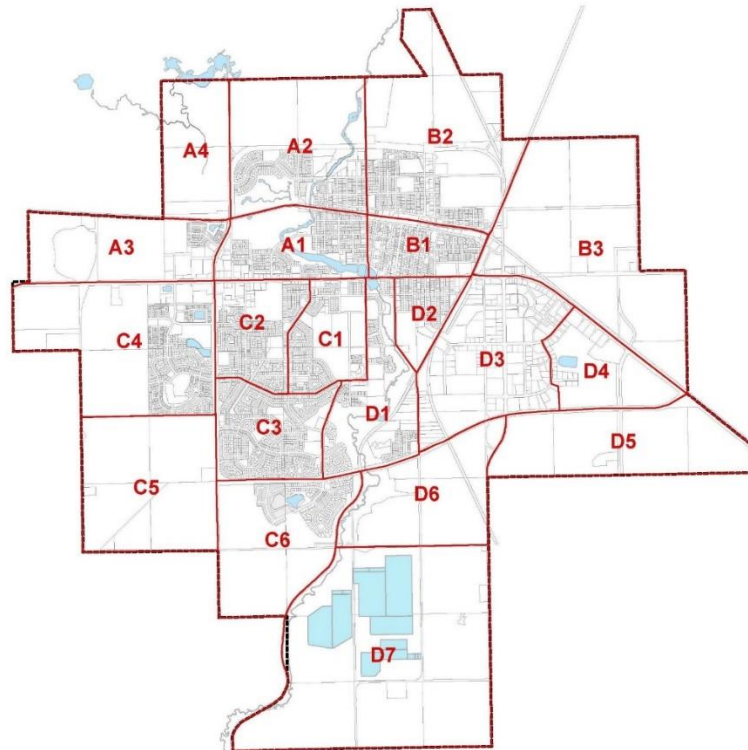
- Aggravated Assault
- Assault
- Assault PO
- Assault with a Weapon
- B&E Business
- B&E Other
- B&E Residential
- Homicide
- Mischief
- Robbery
- Sexual Assault
- Shoplifting
- Theft from MV
- Theft from Other
- Other Thefts Under \$5000
- Other Thefts Over \$5000
- Theft of Bicycle
- Theft of MV Car
- Theft of MV Other
- Theft of MV Truck

Occurrence Zones

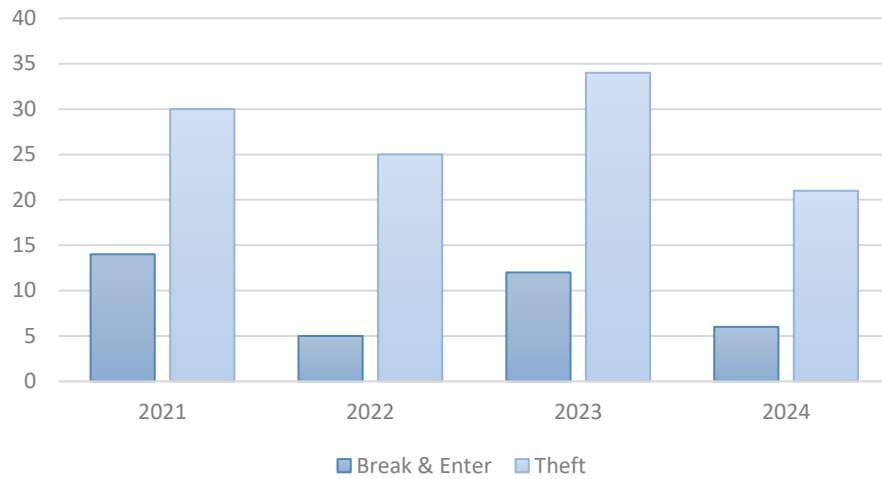
Break & Enter and Thefts - June 2024



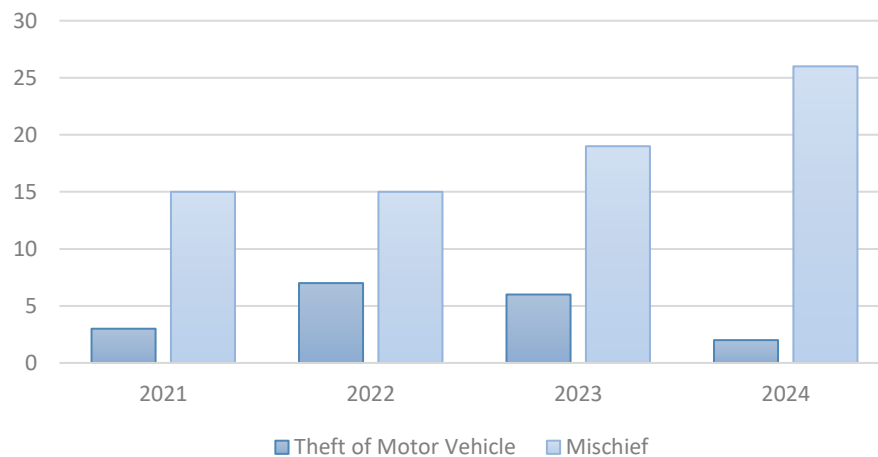
City Of Camrose



June 2021, 2022, 2023 & 2024 Break & Enter and Thefts



June 2021, 2022, 2023 & 2024 Theft of Motor Vehicle & Mischief



Theft of Motor Vehicles

Date Reported	Occurrence Area	Zone	Attempted/Completed	Vehicle	Recovered	Recovery Location	Locked/Unlocked
June 13	58 St & 48B Ave	A1	Completed	2001 Dodge Ram	No	N/A	Locked
June 26	61 St & 39 Ave	A3	Completed	2014 Ford F150	Yes	Ryley Area	Locked

“Mandatory Alcohol Screening” (MAS) Statistics

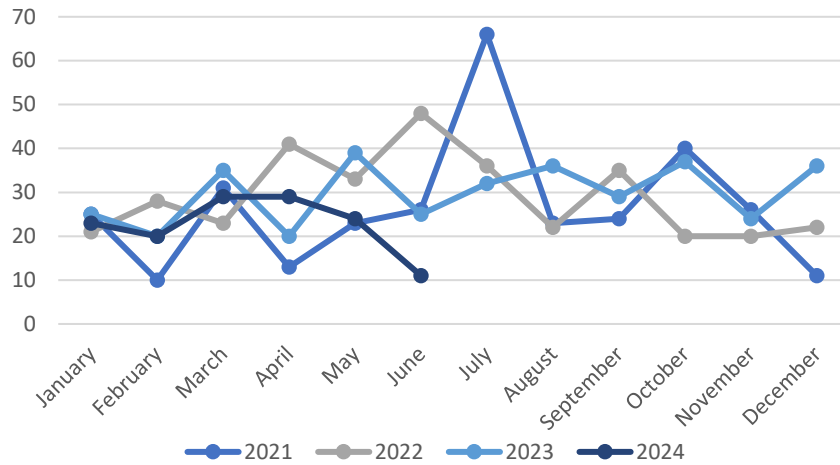
In the month of June, 2024, forty-three (43) MAS tests were conducted, which resulted in eight (8) charges being laid under the Intermediate Roadside Suspensions (IRS). There was one (1) charge under the Alberta Zero Alcohol Tolerance (AZAT) for graduated drivers, and no 24-hour suspensions issued. There was also no impaired by alcohol or drug occurrences.

Drug Impaired Driving Tests

During the month of June, 2024 there were two (2) Standard Field Sobriety Tests (SFST) and no Drug Recognition Evaluation Tests (DRE) conducted.

Crimes Against Persons

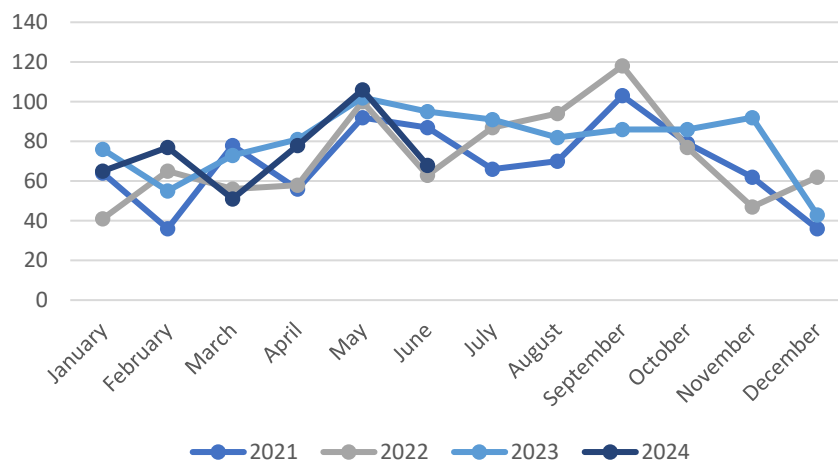
5 Year Monthly Average – 27



The total number of Crimes against Persons was 11 in June of 2024, compared to 25 in June of 2023, 48 in June of 2022 and 26 in June of 2021.

Crimes Against Property

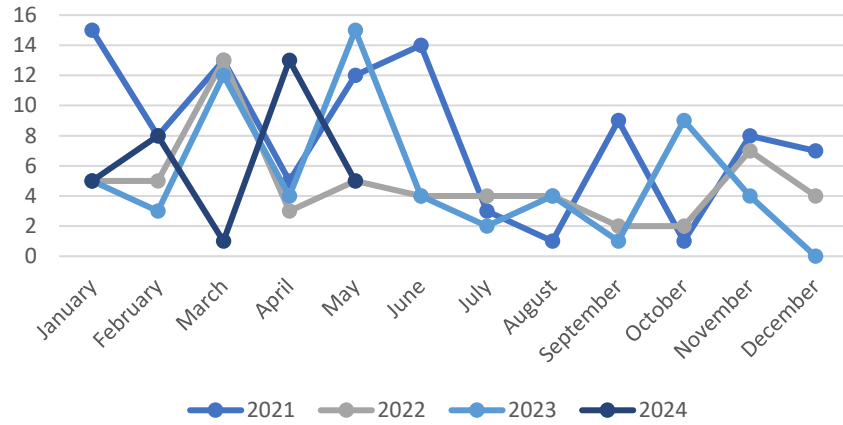
5 Year Monthly Average – 76



The total number of Crimes against Property in June, 2024 was 68, compared to 95 in June of 2023, 63 in June of 2022 and 87 in June of 2021.

Drug Occurrences

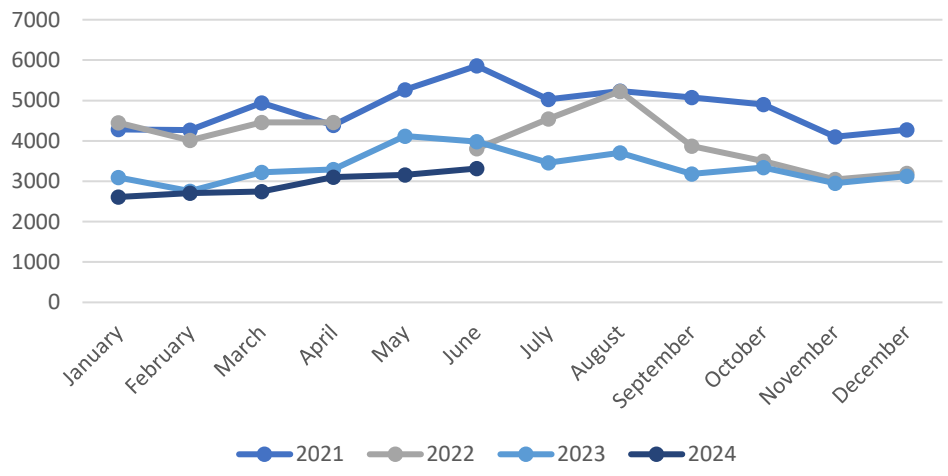
5 Year Monthly Average – 7



There were 5 drug offence occurrences in June of 2024, compared to 4 occurrences in June of 2023, 4 occurrences in June of 2022, and 14 occurrences in June of 2021.

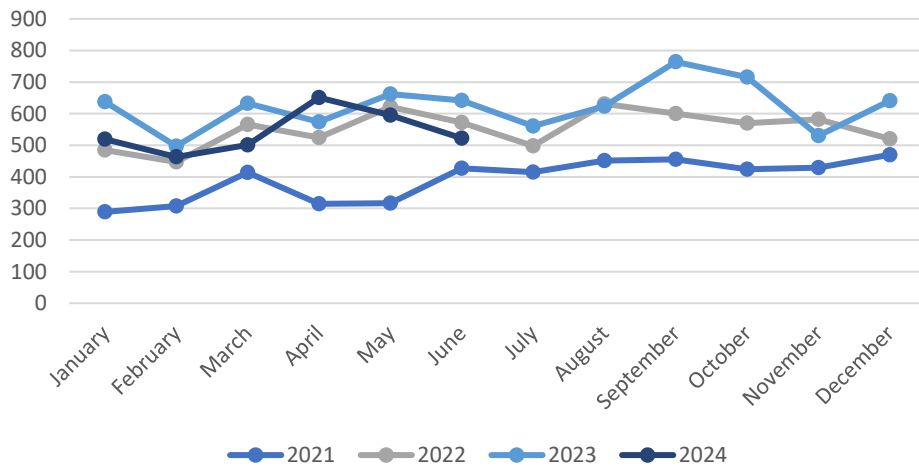
Calls Received by Communications

	Jan 2024	Feb 2024	March 2024	April 2024	May 2024	June 2024
Comm 1	949	952	1009	1162	1148	1311
Comm 2	961	1012	991	1235	1227	1199
911 Calls	700	745	742	705	784	805
Totals	2610	2709	2742	3102	3159	3315



Front Counter Customers

	Jan 2024	Feb 2024	March 2024	April 2024	May 2024	June 2024
MVC	38	28	19	26	28	31
MVC Report Pick Up	3	8	4	4	1	2
PIC	17	19	18	23	10	18
PIC Inquires	57	48	63	74	76	47
PIC Pick Up	119	108	136	171	129	122
Deliveries/Mail	58	45	35	58	48	39
Ident	2	1	4	6	2	2
Subpoenas/Summons	1	3	3	6	0	5
Questions	63	51	50	61	73	53
RCMP Referral	16	16	18	18	10	11
Statements	17	19	11	16	40	29
Complaints	32	26	34	47	52	45
Guests	18	6	7	3	6	12
Contractors/Maintenance	4	4	6	8	6	10
Other	74	81	93	130	114	96
Totals	519	463	501	651	595	522

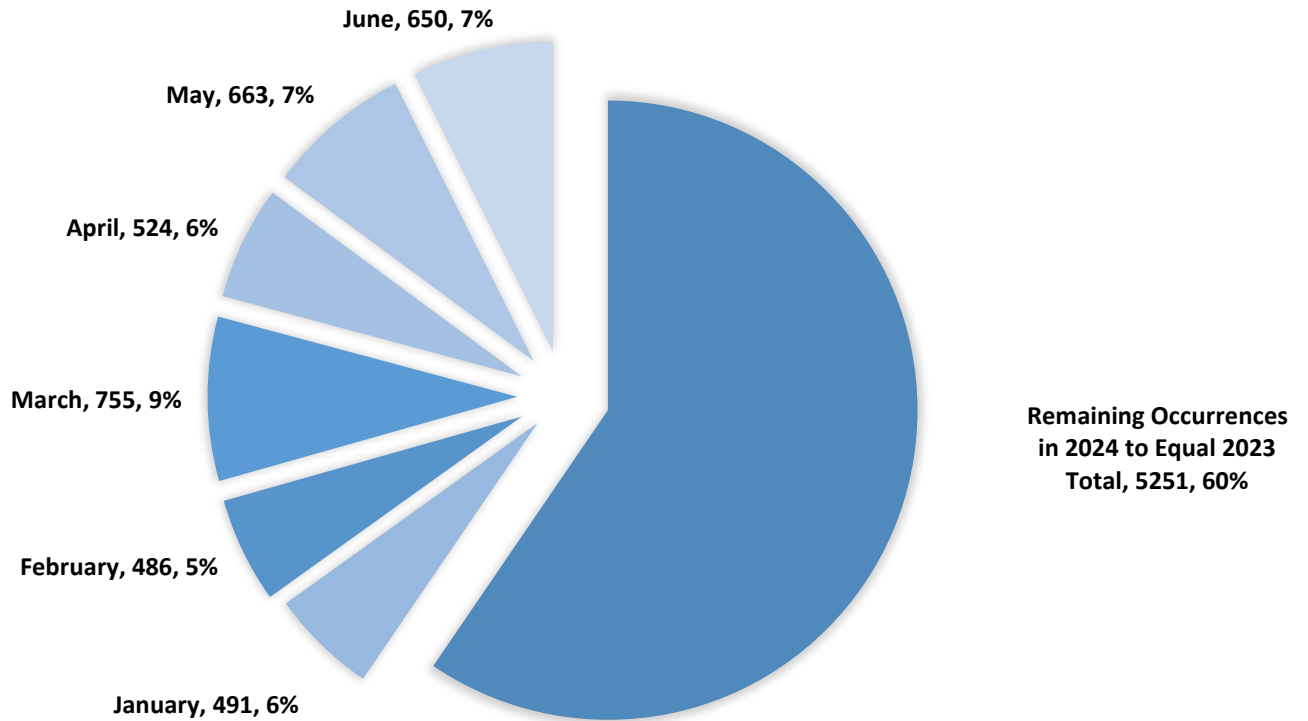


Number of Occurrences

	Jan 2024	Feb 2024	March 2024	April 2024	May 2024	June 2024
Dispatched	290	265	264	304	402	370
Online Reporting	4	8	5	30	7	12
Total Occurrences	491	486	755	524	663	650

2024 Occurrences

2023 Occurrences = 8820

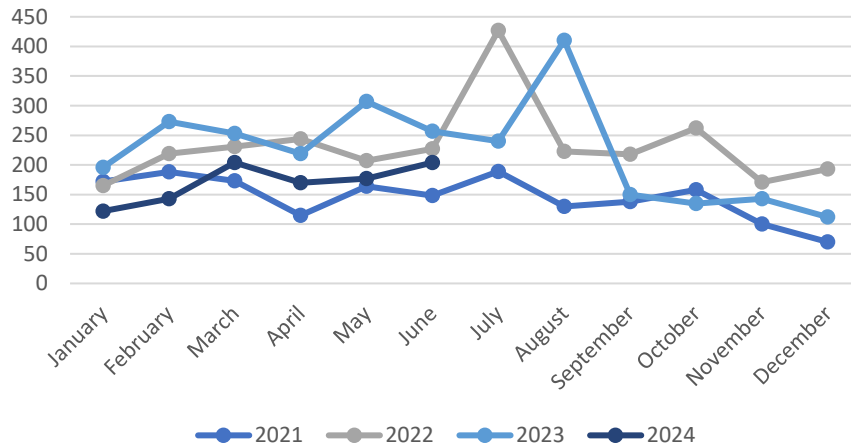


Tickets Issued

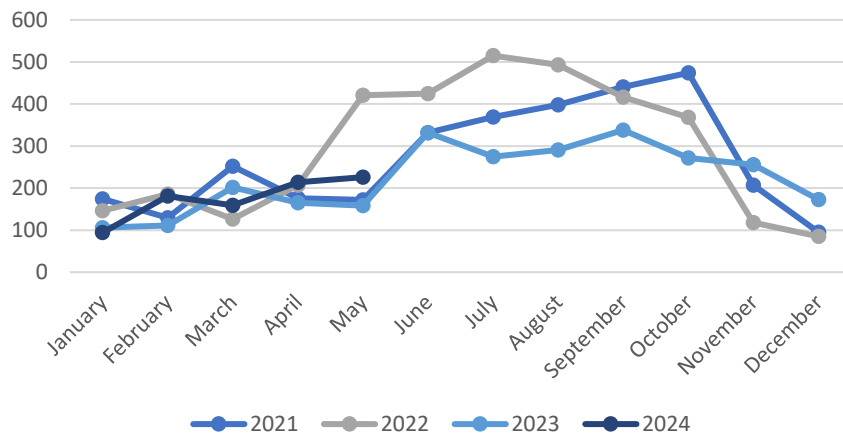
	Jan 2024	Feb 2024	March 2024	April 2024	May 2024	June 2024
Violation Tickets	122	143	204	170	177	204
Mobile Electronic Enforcement	94	181	159	214	226	*
Intersection Safety Device	94	143	172	251	134	*
Total	310	467	535	635	537	

* = not available yet

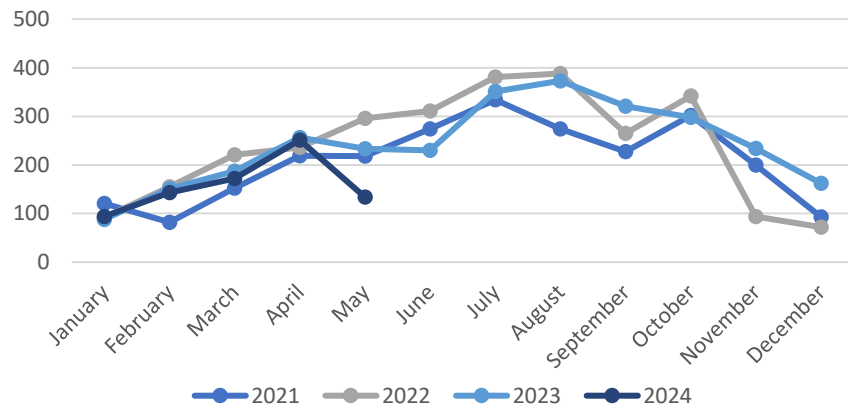
Violation Tickets



Mobile Electronic Enforcement Tickets



Intersection Safety Device Tickets



The Intersection Safety Device located at 68 Street & 48 Avenue was effective from February 1, 2020.

Monthly Comparisons

Crimes Against Persons					
	Compared to same month last year	2023 Yr Total	June 2023	June 2024	5 Yr Monthly Average for June
Homicide	↔	8	0	0	0
Robbery	↔	8	0	0	1
Sexual Assault	↓	31	2	1	1
Assault	↑	166	4	5	12
Arson	↔	4	0	0	0
Criminal Harassment	↓	24	7	0	2
Uttering Threats	↓	62	6	2	6
Crimes Against Property					
	Compared to same month last year	2023 Yr Total	June 2023	June 2024	5 Yr Monthly Average for June
Break and Enter	↓	111	12	6	9
Business	↓	42	5	3	3
Residential	↓	22	3	2	3
Other (Detached Garden Shed)	↓	47	4	1	3
Theft of Motor Vehicles	↓	74	6	2	5
Car	↓	9	2	0	1
Truck/SUV	↓	62	3	2	4
Motorcycle	↓	1	1	0	0
Other (Van, ATV, Snowmobile, boat, etc)	↔	2	0	0	0
Theft Over \$5,000	↔	9	0	0	0
Theft from Motor Vehicles	↔	1	0	0	0
Shoplifting Over \$5,000	↔	0	0	0	0
Other Thefts Over \$5,000	↔	8	0	0	0
Thefts Under \$5,000	↓	375	34	21	26
Thefts from Motor Vehicles	↓	120	15	4	6
Shoplifting Under \$5,000	↑	90	2	6	7
Other Thefts Under \$5,000	↓	165	17	11	13

Monthly Comparisons (cont'd)

Crimes Against Property Continued					
	Compared to same month last year	2023 Yr Total	June 2023	June 2024	5 Yr Monthly Average for June
Mischief	↑	187	19	26	18
Frauds	↓	121	11	9	8
Credit Card	↓	11	4	0	0
General Fraud	↑	108	7	9	8
Forgery & Uttering	↔	2	0	0	0
Other (Personation, etc.)	↔	0	0	0	0
Drug Offences					
	Compared to same month last year	2023 Yr Total	June 2023	June 2024	5 Yr Monthly Average for June
Possession	↑	49	4	5	6
Cocaine	↓	9	2	0	2
Methamphetamine	↑	32	2	4	3
Other	↑	8	0	1	1
Trafficking/Possession for the Purpose of Trafficking	↔	10	0	0	1
Cocaine	↔	7	0	0	0
Methamphetamine	↔	3	0	0	1
Other	↔	0	0	0	0