

# Monthly Crime Report

May 2024



# May 2024 Crime Report

## Purpose:

The purpose of this report is to provide an analysis of crime and other police activities that occurred in the City of Camrose in the month of May, 2024. The information is captured through Police records management systems and daily stats collection.

## Disclaimer:

Statistics gathered for this report are based on the best available information at the time of drafting, and could be subject to change based on files being under investigation, or being reported at a later date.

Completed by:



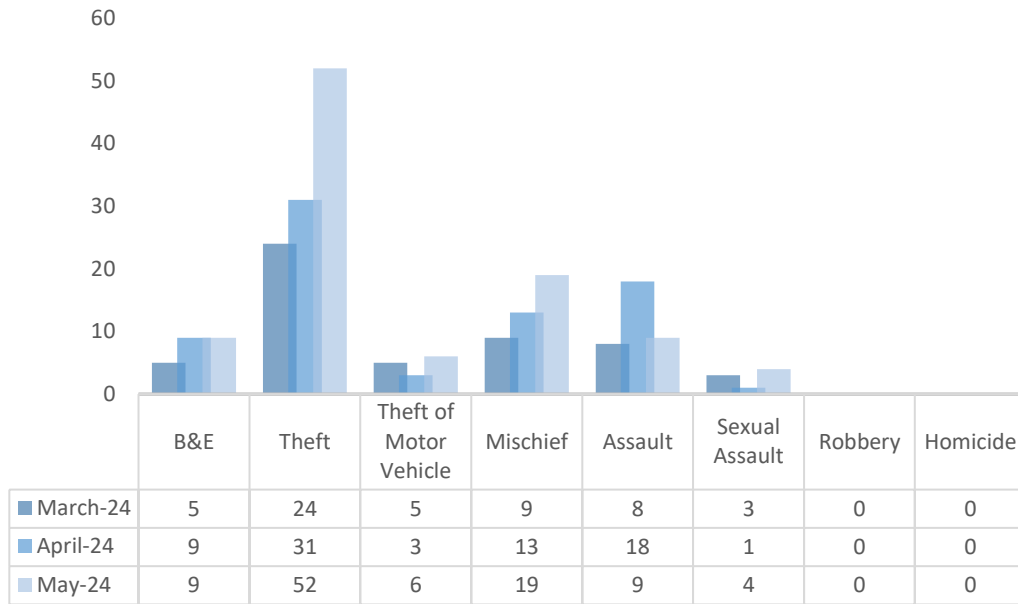
Barb Fowler  
Crime Analyst



Scott Sveinbjornson  
Sgt. I/C Major Crimes Unit

# Eight Crime Indicators – May 2024

Number of Occurrences for these 8 Crime Types



## 2024 Monthly Total of the Eight Crime Indicators:

January	65	February	71	March	54
April	75	May	99		

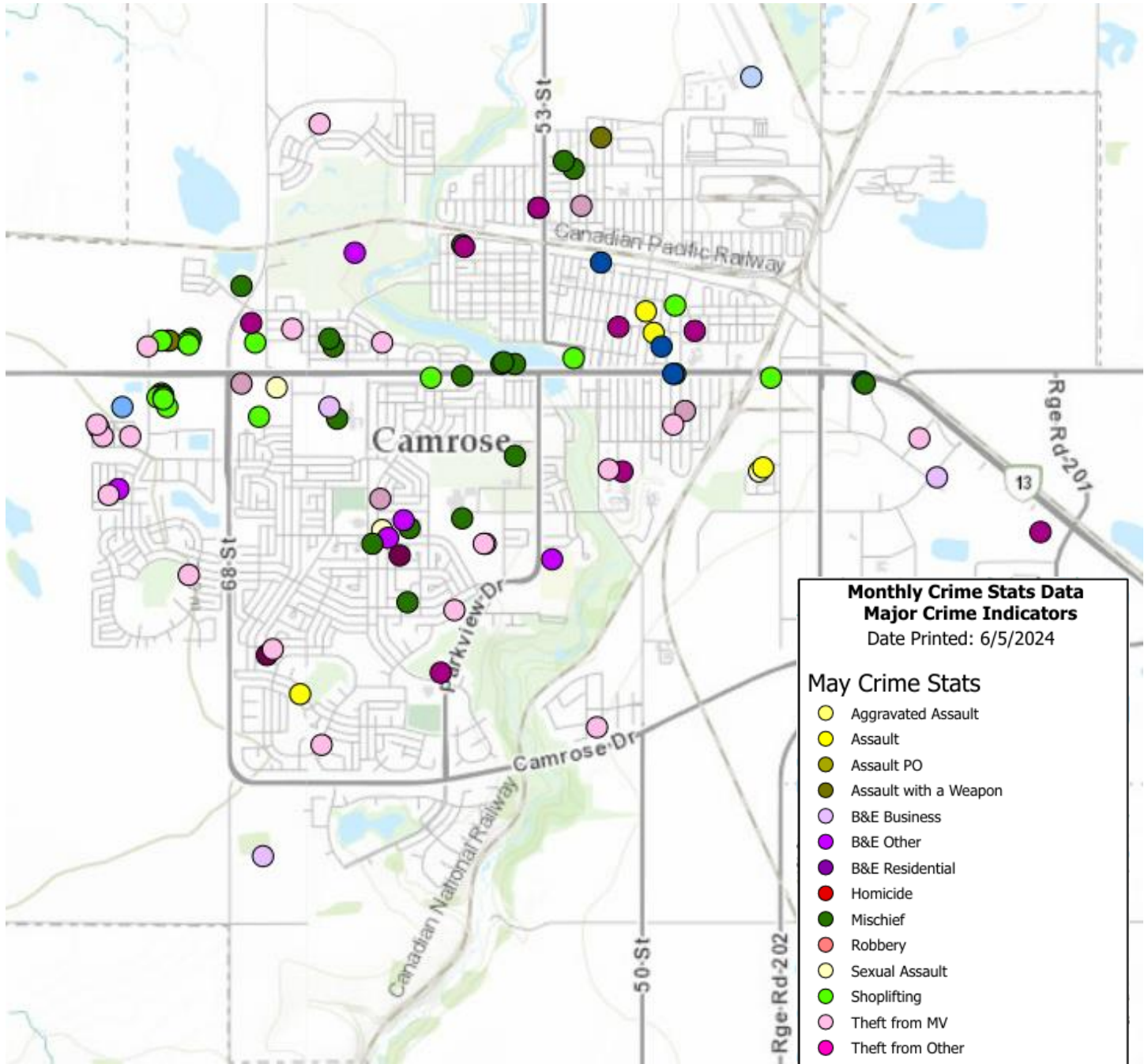
## Overview:

In May, 2024, the eight crime indicators captured an increase of 32% (or 24 reported occurrences) from the April, 2024 stat; however, this data is consistent with the 5-year average for May of 93 reported occurrences.

The increase in crime was primarily attributed to a seasonal surge in theft from motor vehicles, particularly during crime spree(s) spanning from May 13 – May 30, 2024, where the majority of these thefts from motor vehicles occurred in zone C4, followed by zone C3. Two male youths have been identified and charges have been laid against them in a series of occurrences.

Overall, the crime report for May, 2024 highlights an increase in criminal activity from the previous month, but also underscores a proactive response in investigating and addressing crime.

# May 2024 Eight Crime Indicators Map



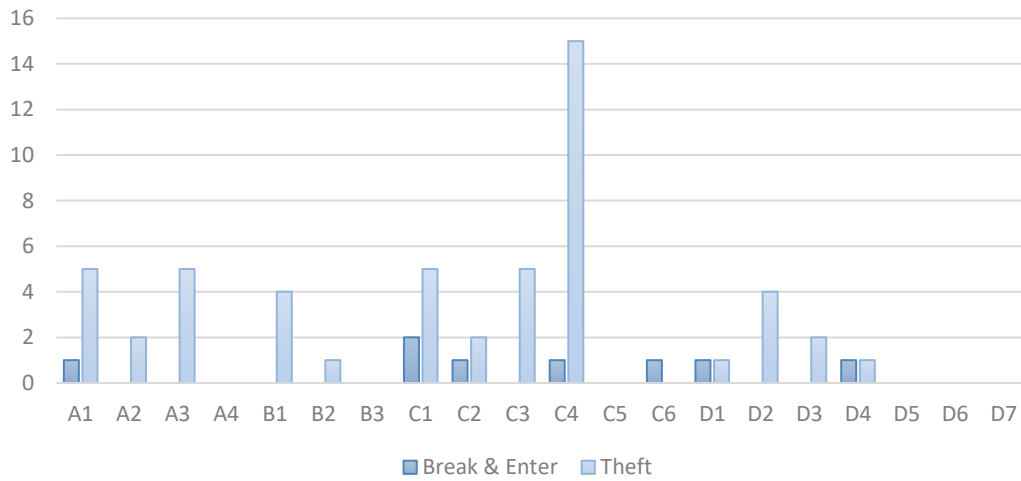
**Monthly Crime Stats Data  
Major Crime Indicators**  
Date Printed: 6/5/2024

**May Crime Stats**

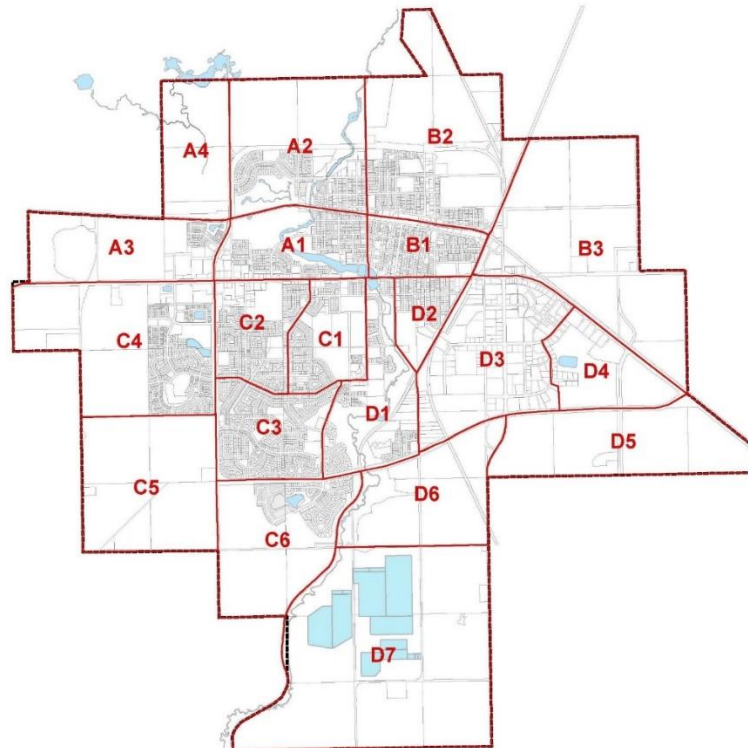
- Aggravated Assault
- Assault
- Assault PO
- Assault with a Weapon
- B&E Business
- B&E Other
- B&E Residential
- Homicide
- Mischief
- Robbery
- Sexual Assault
- Shoplifting
- Theft from MV
- Theft from Other
- Other Thefts Under \$5000
- Other Thefts Over \$5000
- Theft of Bicycle
- Theft of MV Car
- Theft of MV Other
- Theft of MV Truck

# Occurrence Zones

## Break & Enter and Thefts - May 2024



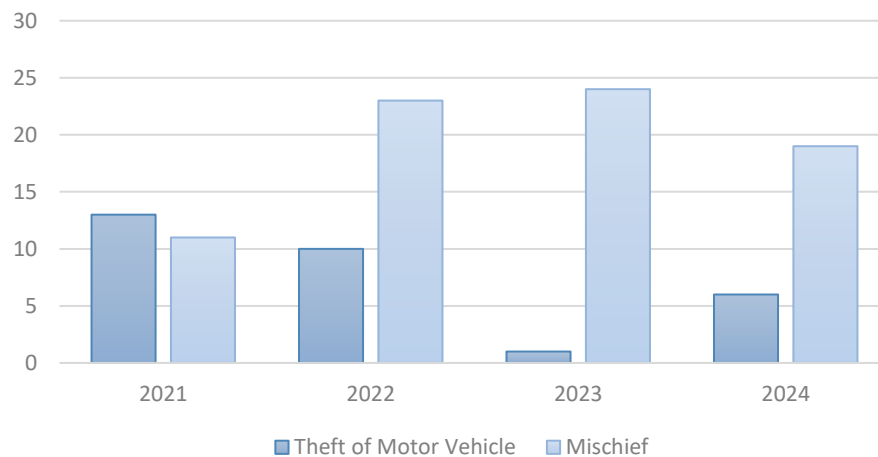
City Of Camrose



## May 2021, 2022, 2023 & 2024 Break & Enter and Thefts



## May 2021, 2022, 2023 & 2024 Theft of Motor Vehicle & Mischief



# Theft of Motor Vehicles

Date Reported	Occurrence Area	Zone	Attempted/Completed	Vehicle	Recovered	Recovery Location	Locked/Unlocked
May 7	48 Ave & 47 St	B1	Attempted	2003 Ford F150	N/A	N/A	Unknown
May 15	48 Ave & 38 St	D3	Attempted	2010 Subaru Legacy	N/A	N/A	Unknown
May 15	50 Ave & 51 St	B1	Attempted	2006 Chev Silverado	N/A	N/A	Locked
May 17	47 Ave & 46 St	D2	Attempted	2001 Jeep Grand Cherokee	N/A	N/A	Locked
May 18	56 Ave & 42 St	B2	Completed	2010 Chev Camaro	Yes	Camrose County	Unknown
May 29	47 Ave & 73 St	C4	Completed	2015 Kawasaki Motorcycle	No	N/A	N/A

## “Mandatory Alcohol Screening” (MAS) Statistics

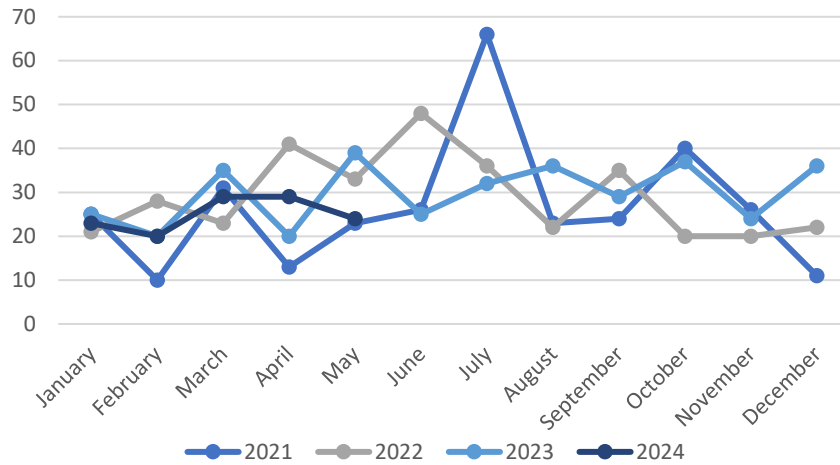
In the month of May, 2024, four hundred & seventy-two (472) MAS tests were conducted, which resulted in five (5) charges being laid under the Intermediate Roadside Suspensions (IRS). There was no charges under the Alberta Zero Alcohol Tolerance (AZAT) for graduated drivers, and six (6) 24-hour suspensions issued. There was one (1) impaired by alcohol or drug occurrence.

## Drug Impaired Driving Tests

During the month of May, 2024 there were four (4) Standard Field Sobriety Tests (SFST) and no Drug Recognition Evaluation Tests (DRE) conducted.

# Crimes Against Persons

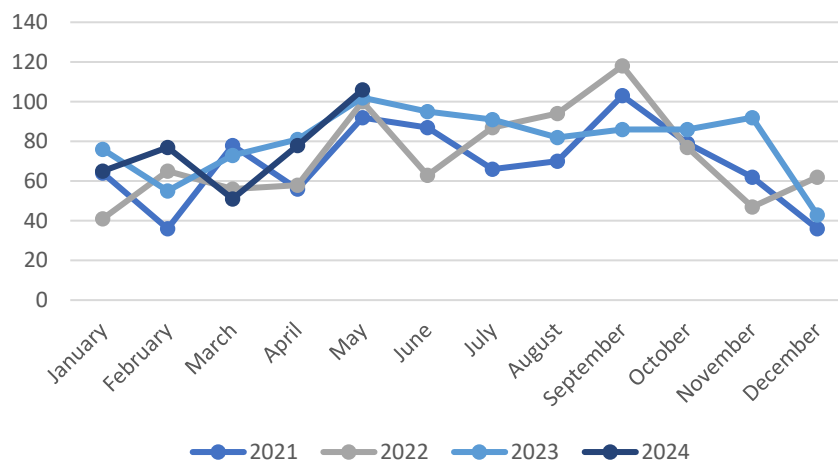
5 Year Monthly Average – 28



The total number of Crimes against Persons was 24 in May of 2024, compared to 39 in May of 2023, 33 in May of 2022 and 23 in May of 2021.

# Crimes Against Property

5 Year Monthly Average – 98

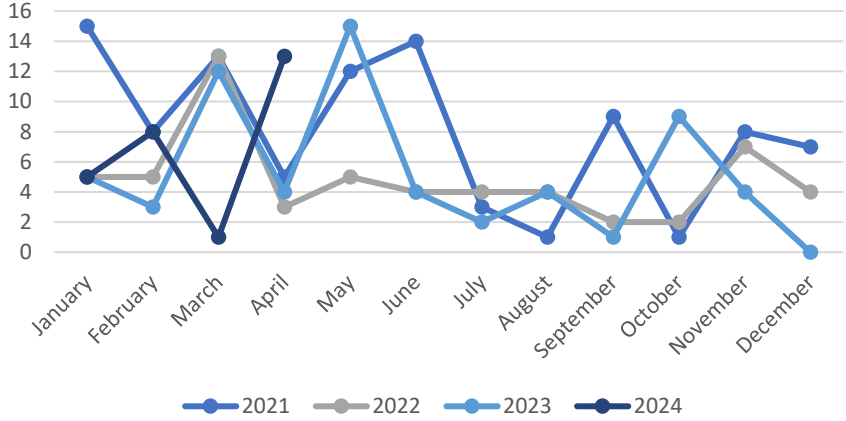


The total number of Crimes against Property in May, 2024 was 106, compared to 102 in May of 2023, 100 in May of 2022 and 92 in May of 2021.



# Drug Occurrences

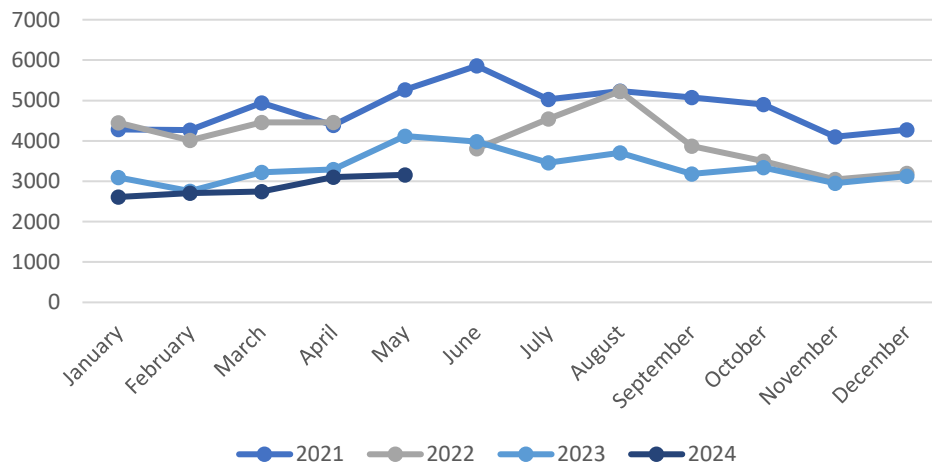
5 Year Monthly Average – 9



There were 8 drug offence occurrences in May of 2024, compared to 15 occurrences in May of 2023, 5 occurrences in May of 2022, and 12 occurrences in May of 2021.

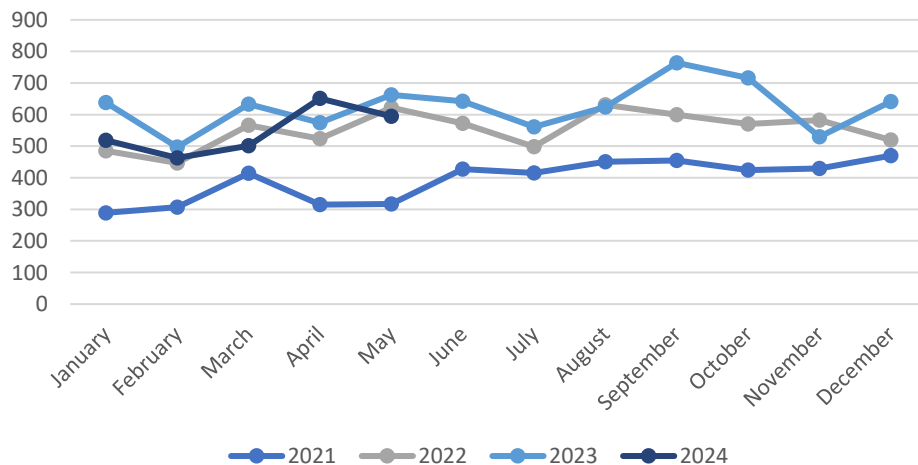
# Calls Received by Communications

	Nov 2023	Dec 2023	Jan 2024	Feb 2024	March 2024	April 2024	May 2024
Comm 1	1055	1118	949	952	1009	1162	1148
Comm 2	1164	1190	961	1012	991	1235	1227
911 Calls	731	820	700	745	742	705	784
Totals	2950	3128	2610	2709	2742	3102	3159



# Front Counter Customers

	Nov 2023	Dec 2023	Jan 2024	Feb 2024	March 2024	April 2024	May 2024
MVC	33	142	38	28	19	26	28
MVC Report Pick Up	1	8	3	8	4	4	1
PIC	24	27	17	19	18	23	10
PIC Inquires	52	53	57	48	63	74	76
PIC Pick Up	105	124	119	108	136	171	129
Deliveries/Mail	39	47	58	45	35	58	48
Ident	1	1	2	1	4	6	2
Subpoenas/Summons	3	1	1	3	3	6	0
Questions	91	67	63	51	50	61	73
RCMP Referral	15	16	16	16	18	18	10
Statements	19	13	17	19	11	16	40
Complaints	68	54	32	26	34	47	52
Guests	33	14	18	6	7	3	6
Contractors/Maintenance	0	1	4	4	6	8	6
Other	46	73	74	81	93	130	114
<b>Totals</b>	<b>530</b>	<b>641</b>	<b>519</b>	<b>463</b>	<b>501</b>	<b>651</b>	<b>595</b>

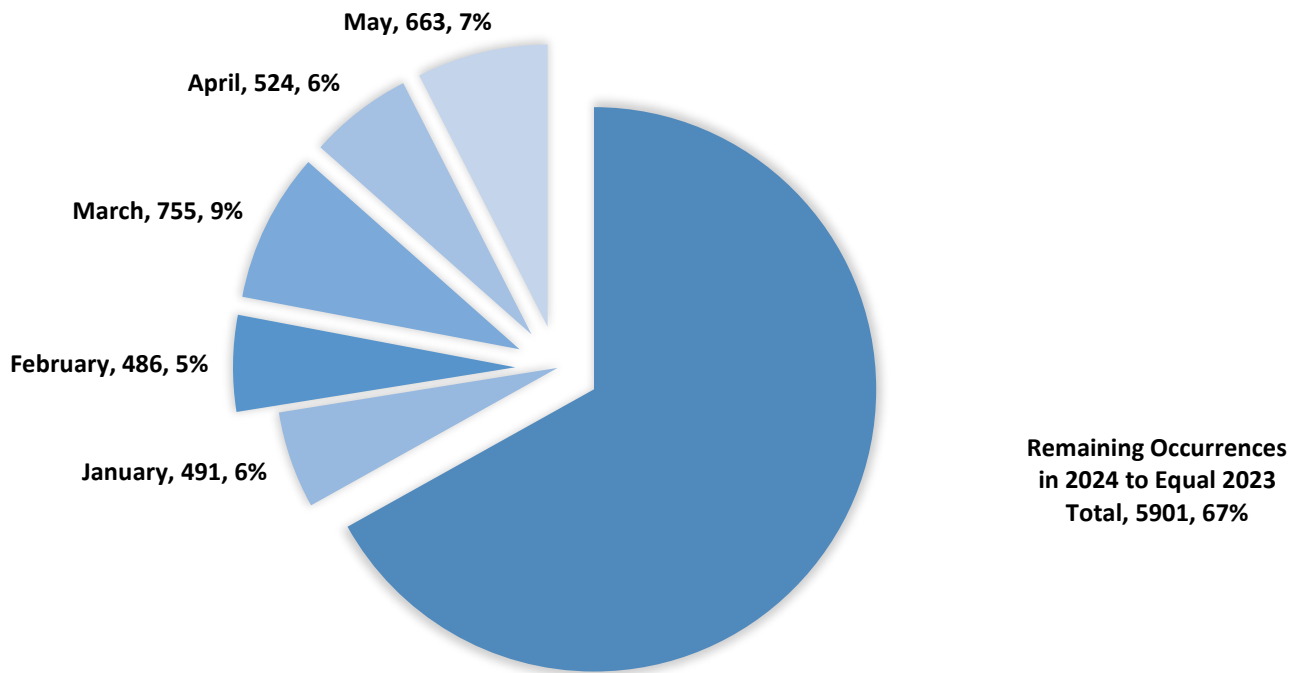


# Number of Occurrences

	Nov 2023	Dec 2023	Jan 2024	Feb 2024	March 2024	April 2024	May 2024
Dispatched	305	351	290	265	264	304	402
Online Reporting	9	4	4	8	5	30	7
<b>Total Occurrences</b>	<b>569</b>	<b>581</b>	<b>491</b>	<b>486</b>	<b>755</b>	<b>524</b>	<b>663</b>

## 2024 Occurrences

2023 Occurrences = 8820

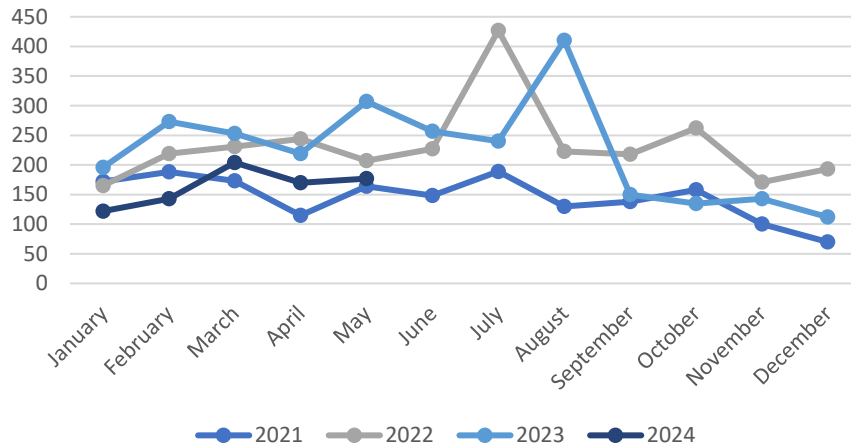


# Tickets Issued

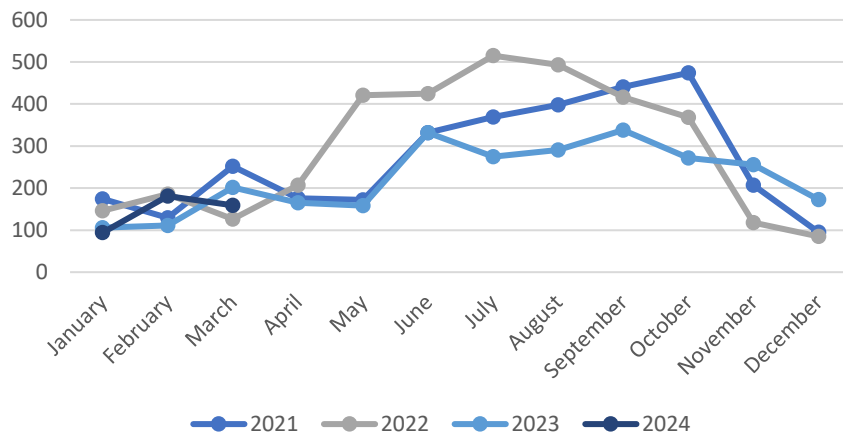
	Nov 2023	Dec 2023	Jan 2024	Feb 2024	March 2024	April 2024	May 2024
Violation Tickets	143	112	122	143	204	170	177
Mobile Electronic Enforcement	256	173	94	181	159	*	*
Intersection Safety Device	234	162	94	143	172	*	*
<b>Total</b>	<b>633</b>	<b>447</b>	<b>310</b>	<b>467</b>	<b>535</b>		

\* = not available yet

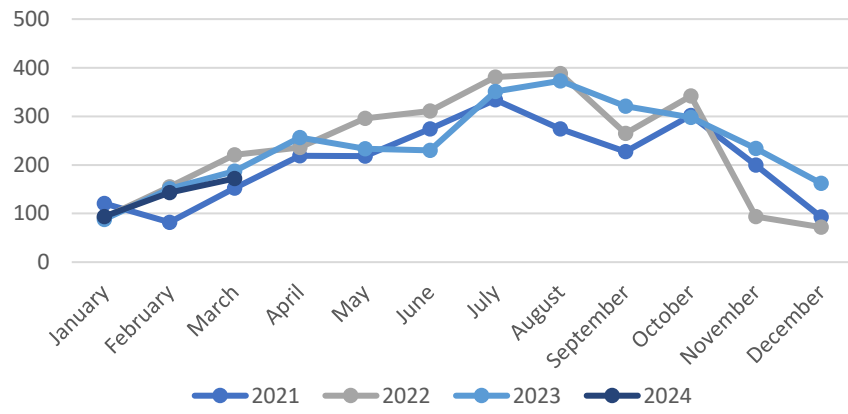
## Violation Tickets



## Mobile Electronic Enforcement Tickets



## Intersection Safety Device Tickets



The Intersection Safety Device located at 68 Street & 48 Avenue was effective from February 1, 2020.

## Monthly Comparisons

<b>Crimes Against Persons</b>					
	Compared to same month last year	2023 Yr Total	May 2023	May 2024	5 Yr Monthly Average for May
Homicide	↔	8	0	0	0
Robbery	↔	8	0	0	0
Sexual Assault	↑	31	3	4	3
Assault	↓	166	21	9	14
Arson	↔	4	0	0	0
Criminal Harassment	↓	24	4	1	1
Uttering Threats	↑	62	3	9	5
<b>Crimes Against Property</b>					
	Compared to same month last year	2023 Yr Total	May 2023	May 2024	5 Yr Monthly Average for May
Break and Enter	↑	111	7	9	9
Business	↑	42	1	3	3
Residential	↓	22	3	0	2
Other (Detached Garden Shed)	↑	47	3	6	4
Theft of Motor Vehicles	↑	74	1	6	7
Car	↑	9	0	1	1
Truck/SUV	↑	62	1	4	5
Motorcycle	↑	1	0	1	0
Other (Van, ATV, Snowmobile, boat, etc)	↔	2	0	0	1
Theft Over \$5,000	↑	9	1	2	1
Theft from Motor Vehicles	↑	1	1	2	1
Shoplifting Over \$5,000	↔	0	0	0	0
Other Thefts Over \$5,000	↔	8	0	0	0
Thefts Under \$5,000	↑	375	47	50	39
Thefts from Motor Vehicles	↑	120	8	18	13
Shoplifting Under \$5,000	↑	90	11	20	11
Other Thefts Under \$5,000	↓	165	28	12	15

## Monthly Comparisons (cont'd)

<b>Crimes Against Property Continued</b>						
		Compared to same month last year	2023 Yr Total	May 2023	May 2024	5 Yr Monthly Average for May
Mischief		↓	187	24	19	23
Frauds		↑	121	12	13	11
	Credit Card	↑	11	0	3	1
	General Fraud	↓	108	12	9	10
	Forgery & Uttering	↑	2	0	1	0
	Other (Personation, etc.)	↔	0	0	0	0
<b>Drug Offences</b>						
		Compared to same month last year	2023 Yr Total	May 2023	May 2024	5 Yr Monthly Average for May
Possession		↓	49	12	5	6
	Cocaine	↑	9	1	2	1
	Methamphetamine	↓	32	9	1	4
	Other	↔	8	2	2	1
Trafficking/Possession for the Purpose of Trafficking		↔	10	2	2	3
	Cocaine	↔	7	1	1	1
	Methamphetamine	↔	3	1	1	1
	Other	↔	0	0	0	1