

Monthly Crime Report

April 2024



April 2024 Crime Report

Purpose:

The purpose of this report is to provide an analysis of crime and other police activities that occurred in the City of Camrose in the month of April, 2024. The information is captured through Police records management systems and daily stats collection.

Disclaimer:

Statistics gathered for this report are based on the best available information at the time of drafting, and could be subject to change based on files being under investigation, or being reported at a later date.

Completed by:



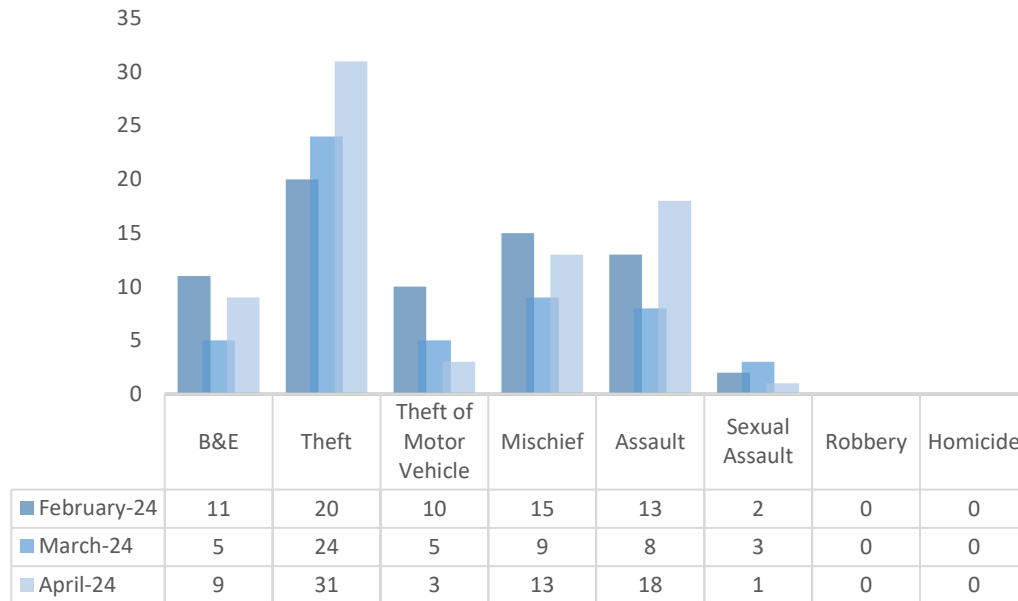
Barb Fowler
Crime Analyst



Scott Sveinbjornson
Sgt. I/C Major Crimes Unit

Eight Crime Indicators – April 2024

Number of Occurrences for these 8 Crime Types



2024 Monthly Total of the Eight Crime Indicators:

January	65	February	71	March	54
April	75				

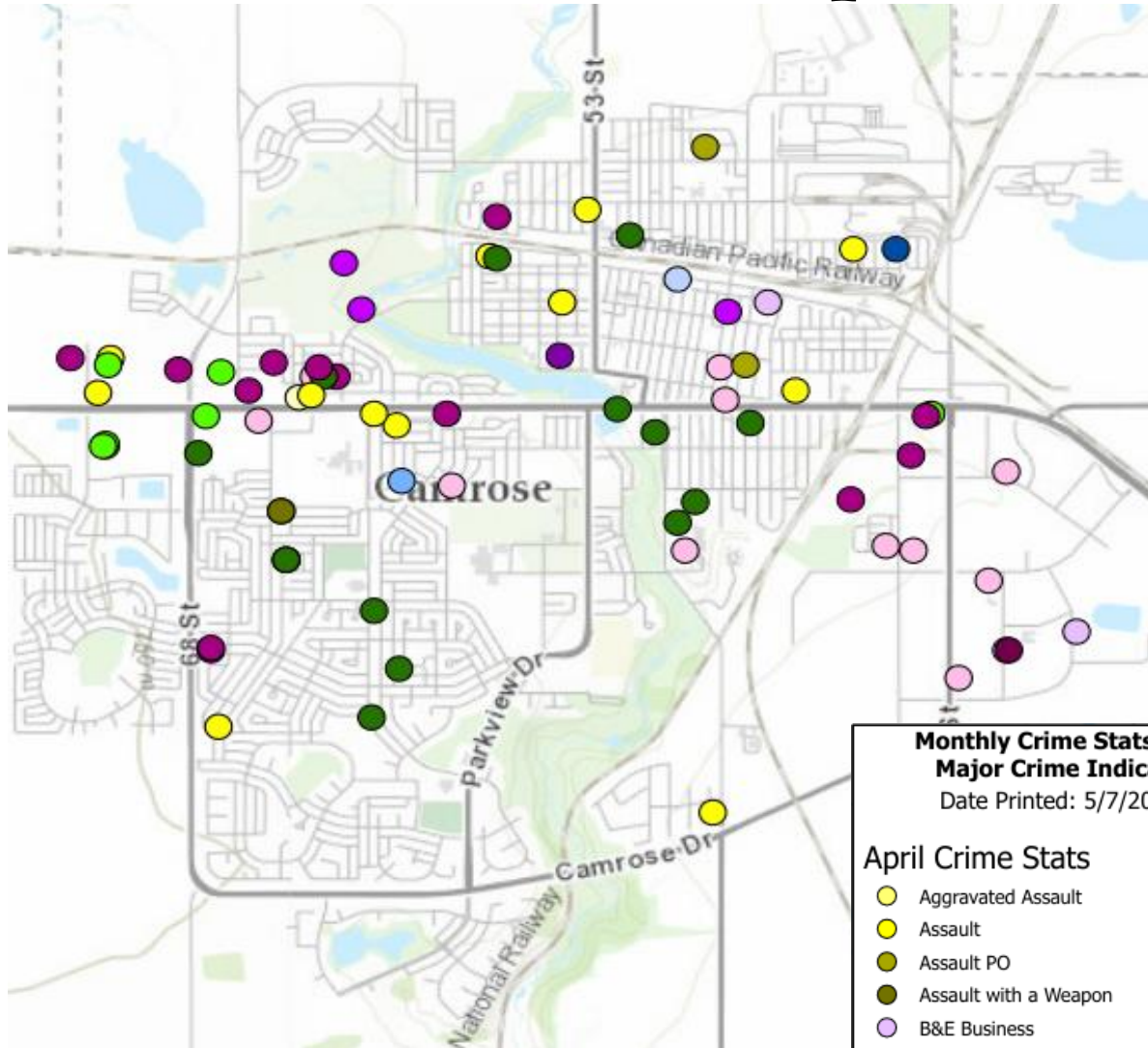
Overview:

The statistic for April, 2024 eight crime indicators increased 39% (or 21 reported occurrences) from the March, 2024 total; and is 19% higher than the 5-year average of 63 reported occurrences.

The highest increase was noted in the category of assault which increased by ten reported occurrences from the March, 2024 summation. Nine of these occurrences involved intimate partner violence and two assault police officer occurrences were as a result of the same adult female assaulting police while being arrested on two different occasions.

Break & enter recorded an increase of four reported occurrences from the March, 2024 statistic which included secondary offences of theft in four of the occurrences, intimate partner violence in one occurrence, two occurrences where no secondary offence was committed or property stolen, and two attempted break & enter occurrences.

April 2024 Eight Crime Indicators Map



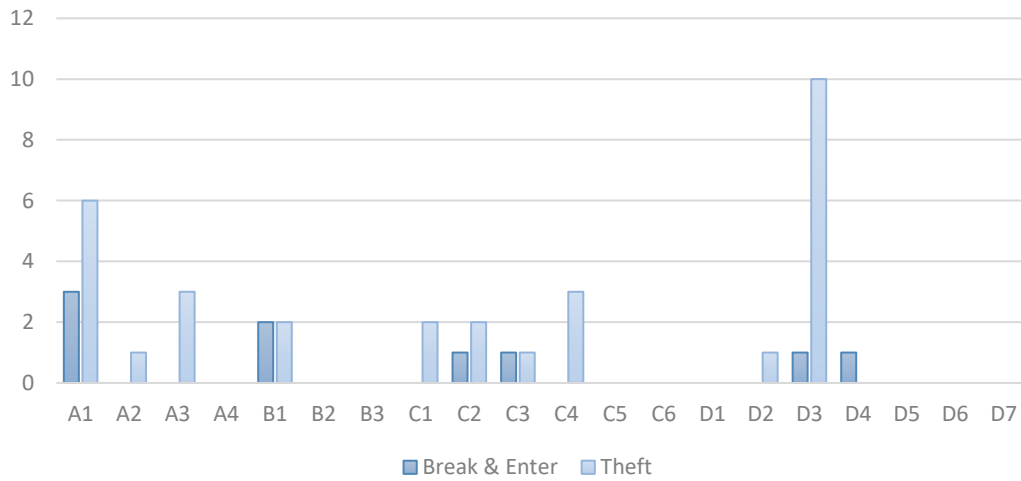
**Monthly Crime Stats Data
Major Crime Indicators**
Date Printed: 5/7/2024

April Crime Stats

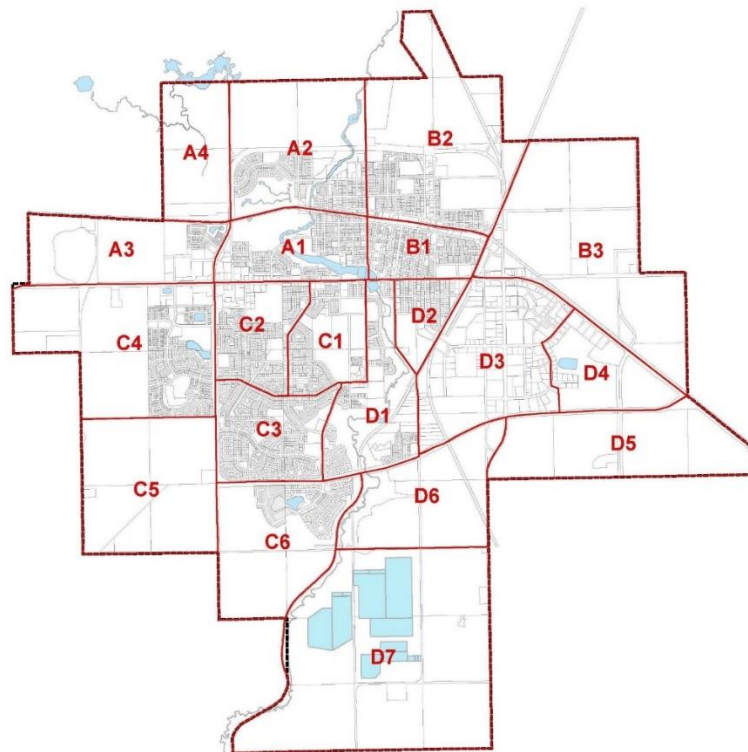
- Aggravated Assault
- Assault
- Assault PO
- Assault with a Weapon
- B&E Business
- B&E Other
- B&E Residential
- Homicide
- Mischief
- Robbery
- Sexual Assault
- Shoplifting
- Theft from MV
- Theft from Other
- Other Thefts Under \$5000
- Other Thefts Over \$5000
- Theft of Bicycle
- Theft of MV Car
- Theft of MV Other
- Theft of MV Truck

Occurrence Zones

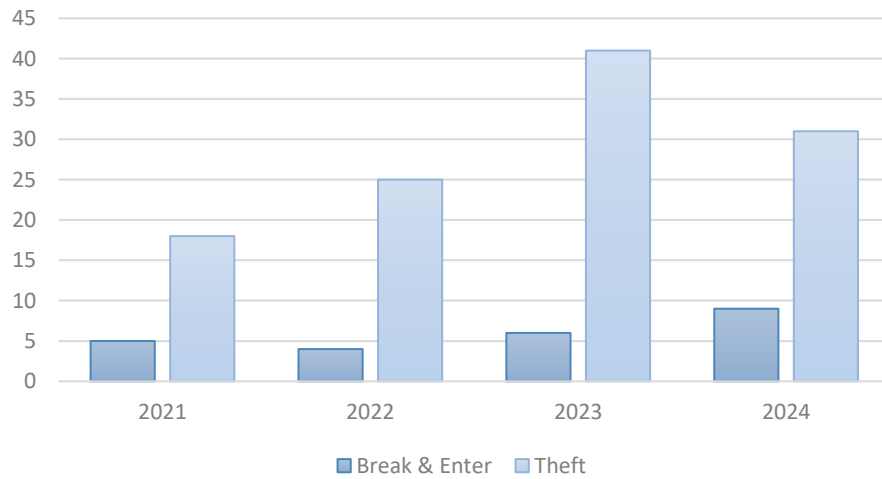
Break & Enter and Thefts - April 2024



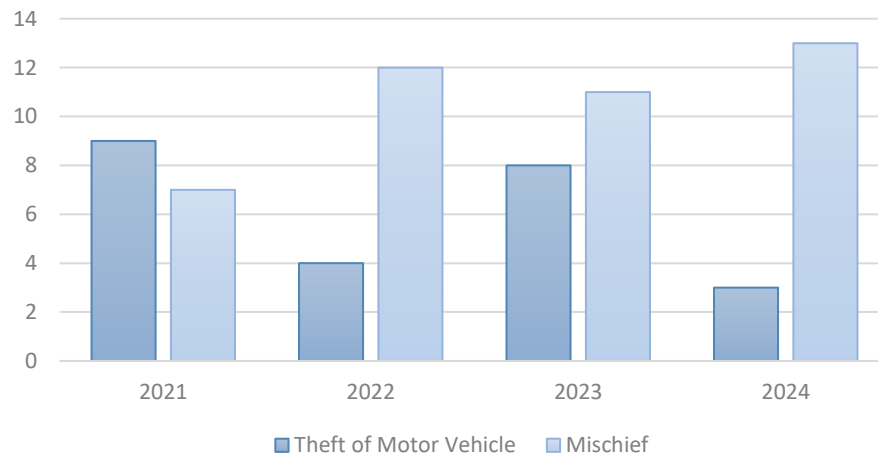
City Of Camrose



April 2021, 2022, 2023 & 2024 Break & Enter and Thefts



April 2021, 2022, 2023 & 2024 Theft of Motor Vehicle & Mischief



Theft of Motor Vehicles

Date Reported	Occurrence Area	Zone	Attempted/Completed	Vehicle	Recovered	Recovery Location	Locked/Unlocked
April 14	52 Ave & 41 St	B2	Completed	2007 Pontiac Torrent	Yes	Wetaskiwin	Unknown
April 25	21 Montjoy Ave	C2	Completed	2015 Dodge Caravan	Yes	Edmonton	Not Applicable
April 25	50 Ave & 50 St	B1	Completed	2010 Chev Camaro	Yes	Camrose	Locked

“Mandatory Alcohol Screening” (MAS) Statistics

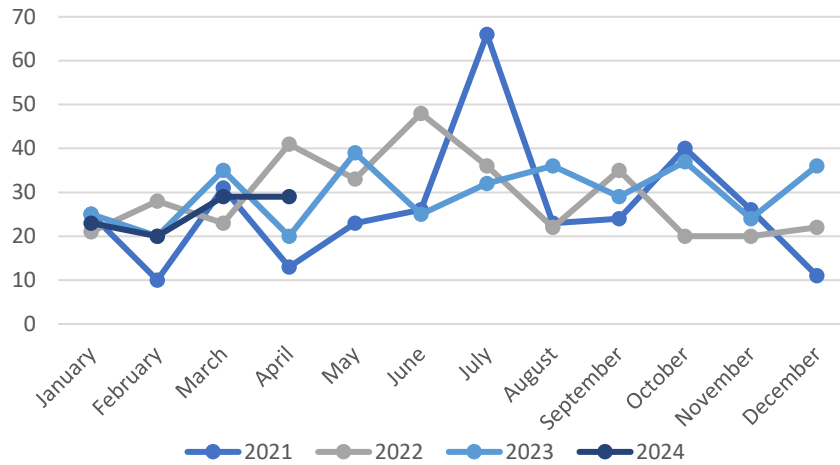
In the month of April, 2024, thirty-nine (39) MAS tests were conducted, which resulted in five (5) charges being laid under the Intermediate Roadside Suspensions (IRS). There was one (1) charge under the Alberta Zero Alcohol Tolerance (AZAT) for graduated drivers, and three (3) 24-hour suspensions issued. There was also no impaired by alcohol or drug occurrence.

Drug Impaired Driving Tests

During the month of April, 2024 there was no Standard Field Sobriety Tests (SFST) and no Drug Recognition Evaluation Tests (DRE) conducted.

Crimes Against Persons

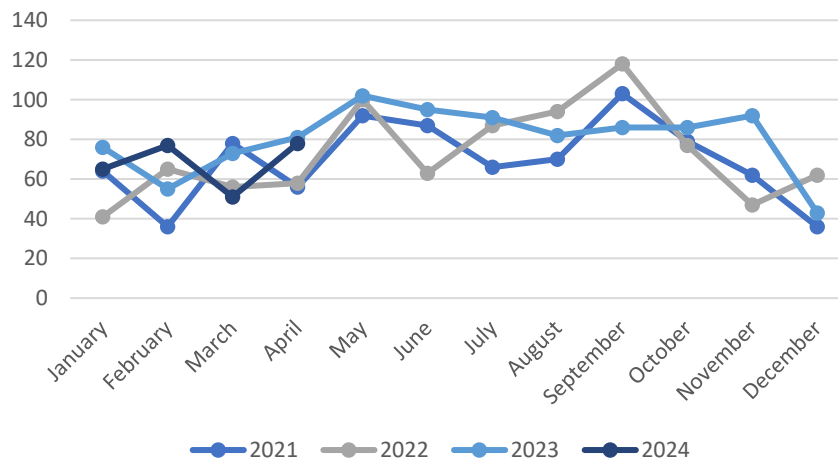
5 Year Monthly Average – 25



The total number of Crimes against Persons was 29 in April of 2024, compared to 20 in April of 2023, 41 in April of 2022 and 13 in April of 2021.

Crimes Against Property

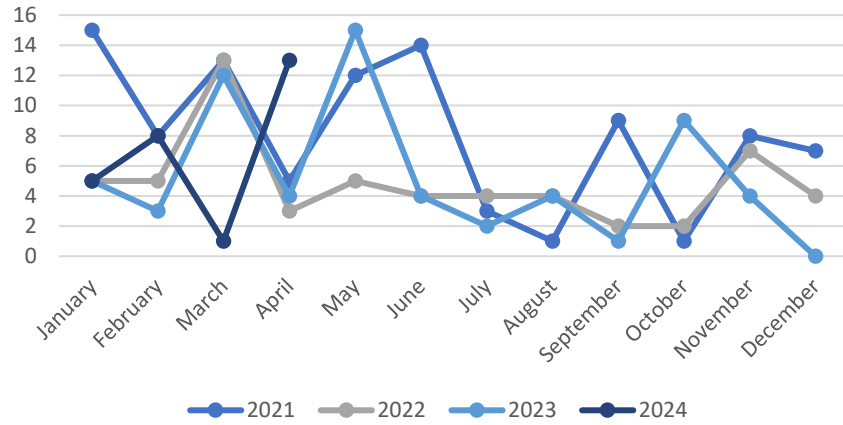
5 Year Monthly Average – 69



The total number of Crimes against Property in April, 2024 was 78, compared to 81 in April of 2023, 58 in April of 2022 and 56 in April of 2021.

Drug Occurrences

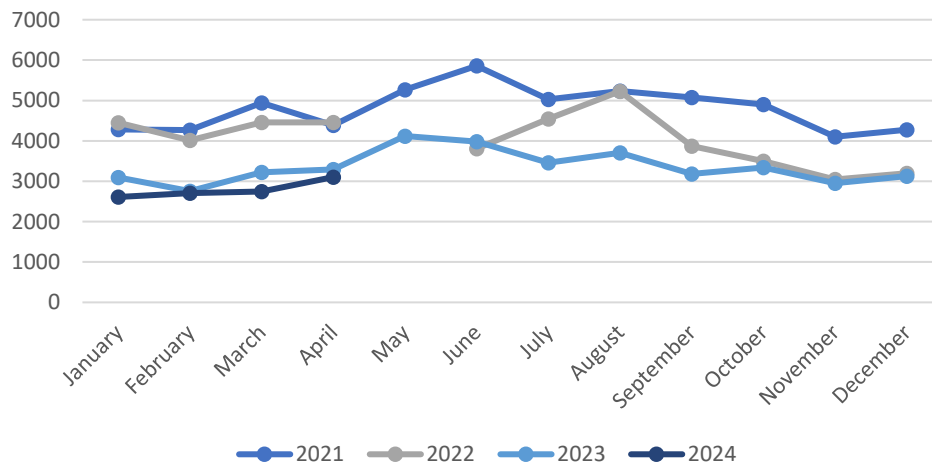
5 Year Monthly Average – 6



There were 13 drug offence occurrences in April of 2024, compared to 4 occurrences in April of 2023, 3 occurrences in April of 2022, and 5 occurrences in April of 2021.

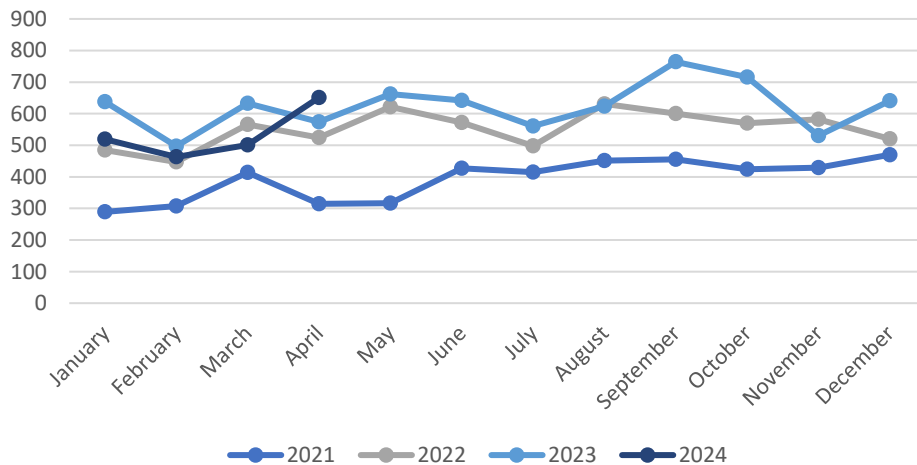
Calls Received by Communications

	Nov 2023	Dec 2023	Jan 2024	Feb 2024	March 2024	April 2024
Comm 1	1055	1118	949	952	1009	1162
Comm 2	1164	1190	961	1012	991	1235
911 Calls	731	820	700	745	742	705
Totals	2950	3128	2610	2709	2742	3102



Front Counter Customers

	Nov 2023	Dec 2023	Jan 2024	Feb 2024	March 2024	April 2024
MVC	33	142	38	28	19	26
MVC Report Pick Up	1	8	3	8	4	4
PIC	24	27	17	19	18	23
PIC Inquires	52	53	57	48	63	74
PIC Pick Up	105	124	119	108	136	171
Deliveries/Mail	39	47	58	45	35	58
Ident	1	1	2	1	4	6
Subpoenas/Summons	3	1	1	3	3	6
Questions	91	67	63	51	50	61
RCMP Referral	15	16	16	16	18	18
Statements	19	13	17	19	11	16
Complaints	68	54	32	26	34	47
Guests	33	14	18	6	7	3
Contractors/Maintenance	0	1	4	4	6	8
Other	46	73	74	81	93	130
Totals	530	641	519	463	501	651

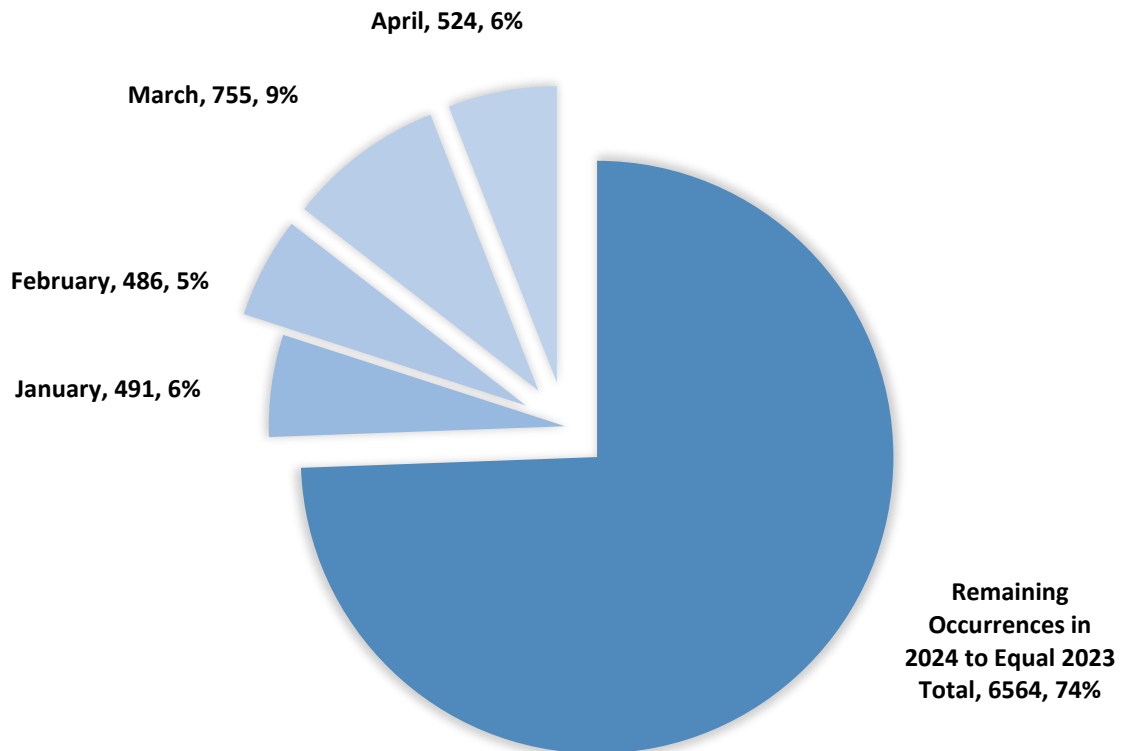


Number of Occurrences

	Nov 2023	Dec 2023	Jan 2024	Feb 2024	March 2024	April 2024
Dispatched	305	351	290	265	264	304
Online Reporting	9	4	4	8	5	30
Total Occurrences	569	581	491	486	755	524

2024 Occurrences

2023 Occurrences = 8820

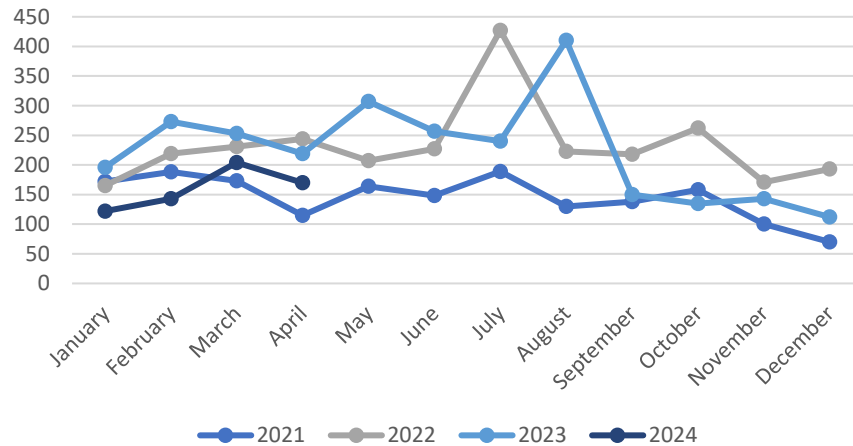


Tickets Issued

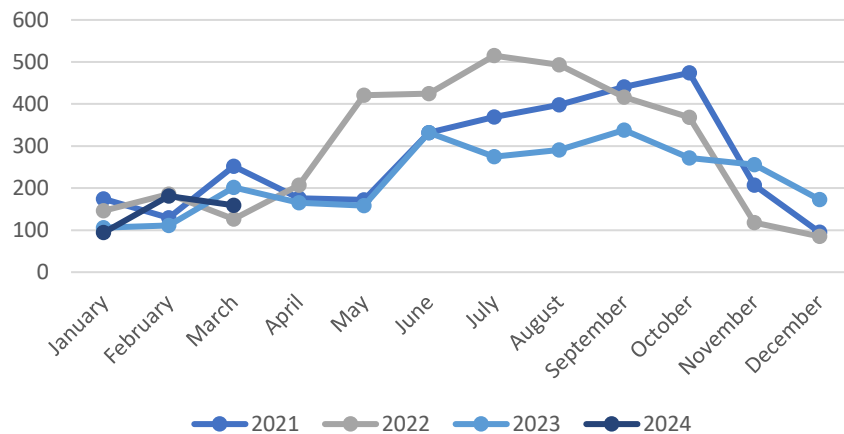
	Nov 2023	Dec 2023	Jan 2024	Feb 2024	March 2024	April 2024
Violation Tickets	143	112	122	143	204	170
Mobile Electronic Enforcement	256	173	94	181	159	*
Intersection Safety Device	234	162	94	143	172	*
Total	633	447	310	467	535	

* = not available yet

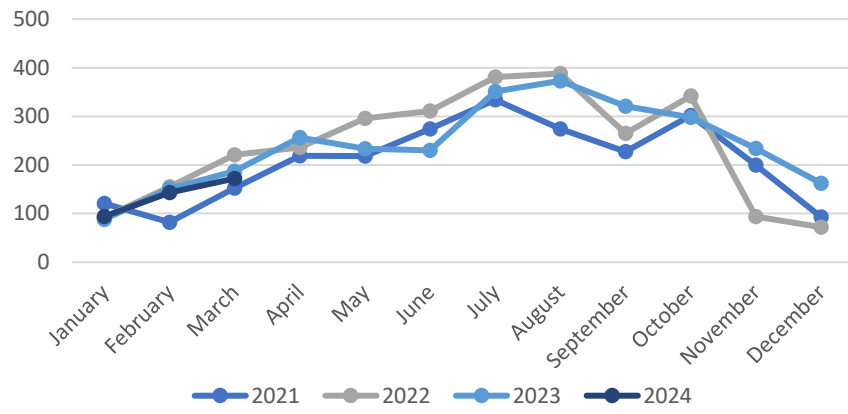
Violation Tickets



Mobile Electronic Enforcement Tickets



Intersection Safety Device Tickets



The Intersection Safety Device located at 68 Street & 48 Avenue was effective from February 1, 2020.

Monthly Comparisons

Crimes Against Persons					
	Compared to same month last year	2023 Yr Total	April 2023	April 2024	5 Yr Monthly Average for April
Homicide	↔	8	0	0	0
Robbery	↔	8	0	0	0
Sexual Assault	↓	31	2	1	1
Assault	↑	166	9	18	11
Arson	↔	4	0	0	0
Criminal Harassment	↔	24	0	0	0
Uttering Threats	↓	62	4	3	4
Crimes Against Property					
	Compared to same month last year	2023 Yr Total	April 2023	April 2024	5 Yr Monthly Average for April
Break and Enter	↑	111	6	9	7
Business	↑	42	1	3	3
Residential	↔	22	3	3	2
Other (Detached Garden Shed)	↑	47	2	3	2
Theft of Motor Vehicles	↓	74	8	3	6
Car	↑	9	0	1	1
Truck/SUV	↓	62	8	1	4
Motorcycle	↔	1	0	0	0
Other (Van, ATV, Snowmobile, boat, etc)	↑	2	0	1	1
Theft Over \$5,000	↔	9	1	1	0
Theft from Motor Vehicles	↔	1	0	0	0
Shoplifting Over \$5,000	↔	0	0	0	0
Other Thefts Over \$5,000	↔	8	1	1	0
Thefts Under \$5,000	↓	375	39	30	27
Thefts from Motor Vehicles	↔	120	11	11	8
Shoplifting Under \$5,000	↓	90	13	7	9
Other Thefts Under \$5,000	↓	165	15	12	10

Monthly Comparisons (cont'd)

Crimes Against Property Continued					
	Compared to same month last year	2023 Yr Total	April 2023	April 2024	5 Yr Monthly Average for April
Mischief	↑	187	11	13	12
Frauds	↑	121	11	13	9
Credit Card	↑	11	0	6	1
General Fraud	↓	108	11	7	8
Forgery & Uttering	↔	2	0	0	0
Other (Personation, etc.)	↔	0	0	0	0
Drug Offences					
	Compared to same month last year	2023 Yr Total	April 2023	April 2024	5 Yr Monthly Average for April
Possession	↑	49	4	5	3
Cocaine	↔	9	1	1	0
Methamphetamine	↑	32	2	3	2
Other	↔	8	1	1	1
Trafficking/Possession for the Purpose of Trafficking	↑	10	0	6	2
Cocaine	↑	7	0	1	0
Methamphetamine	↑	3	0	5	2
Other	↔	0	0	0	0