

Monthly Crime Report

March 2024



March 2024 Crime Report

Purpose:

The purpose of this report is to provide an analysis of crime and other police activities that occurred in the City of Camrose in the month of March, 2024. The information is captured through Police records management systems and daily stats collection.

Disclaimer:

Statistics gathered for this report are based on the best available information at the time of drafting, and could be subject to change based on files being under investigation, or being reported at a later date.

Completed by:



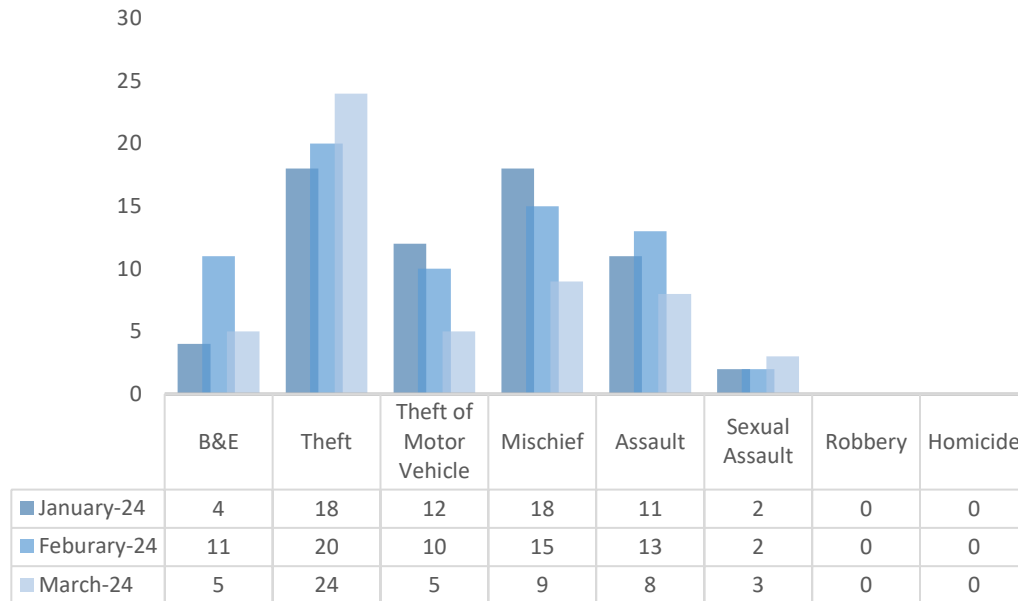
Barb Fowler
Crime Analyst



Scott Sveinbjornson
Sgt. I/C Major Crimes Unit

Eight Crime Indicators – March 2024

Number of Occurrences for these 8 Crime Types



2024 Monthly Total of the Eight Crime Indicators:

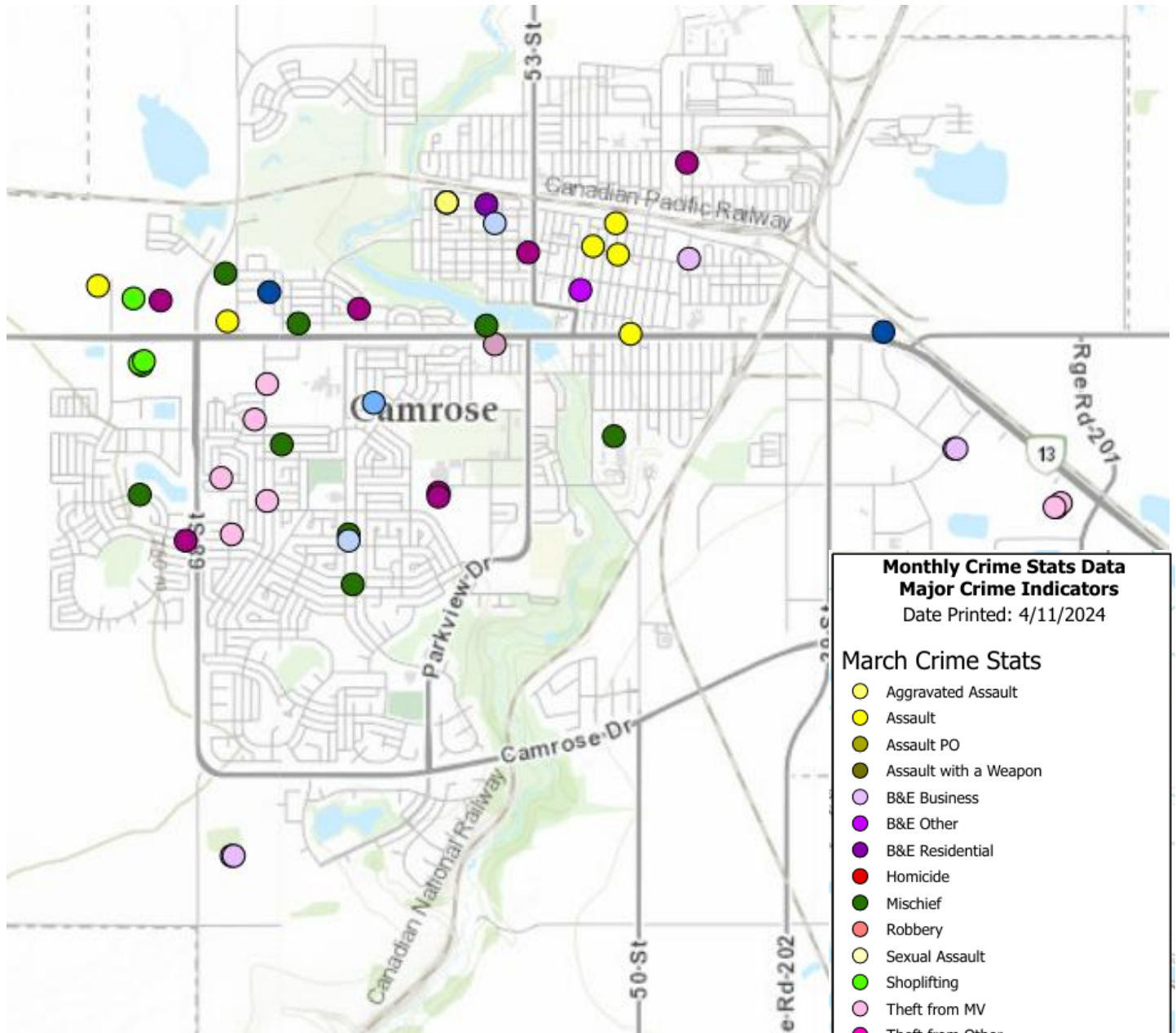
January 65 February 71 March 54

Overview:

The eight crime indicator statistic for March, 2024 decreased 24% (or 17 reported occurrences) from the February, 2024 statistic; and is 10 reported occurrences below the 5-year average for March.

A slight increase was noted in the category of theft which included three (3) occurrences of theft of personal items from lockers at the Aquatic Centre and one (1) occurrence of theft of personal items from a locker at a local fitness facility. The lockers were unlocked in three (3) of the four (4) occurrences. This category also recorded eight (8) occurrences of various personal items being stolen from parked motor vehicles, where the doors were unlocked in five (5) of the occurrences.

March 2024 Eight Crime Indicators Map



**Monthly Crime Stats Data
Major Crime Indicators**
Date Printed: 4/11/2024

March Crime Stats

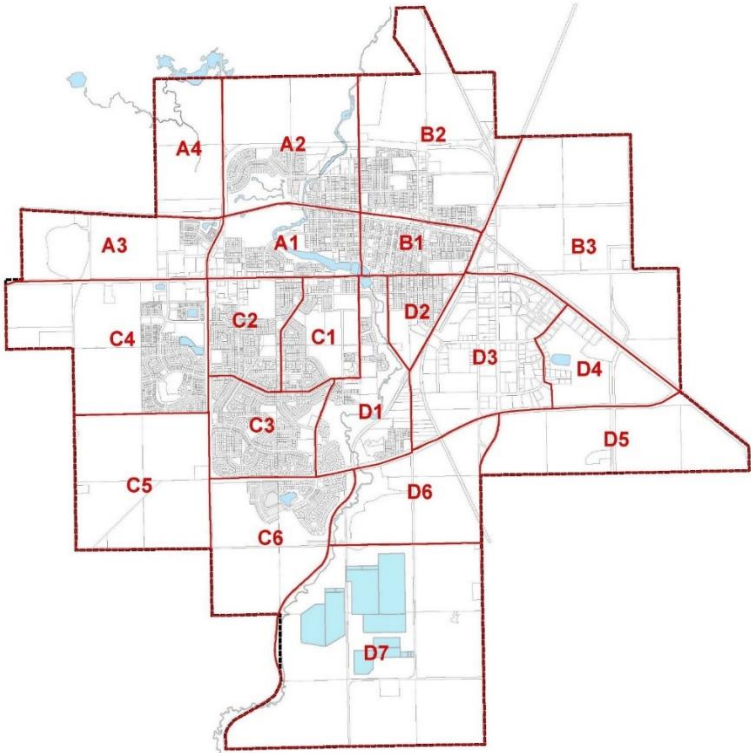
- Aggravated Assault
- Assault
- Assault PO
- Assault with a Weapon
- B&E Business
- B&E Other
- B&E Residential
- Homicide
- Mischief
- Robbery
- Sexual Assault
- Shoplifting
- Theft from MV
- Theft from Other
- Other Thefts Under \$5000
- Other Thefts Over \$5000
- Theft of Bicycle
- Theft of MV Car
- Theft of MV Other
- Theft of MV Truck

Occurrence Zones

Break & Enter and Thefts - March 2024



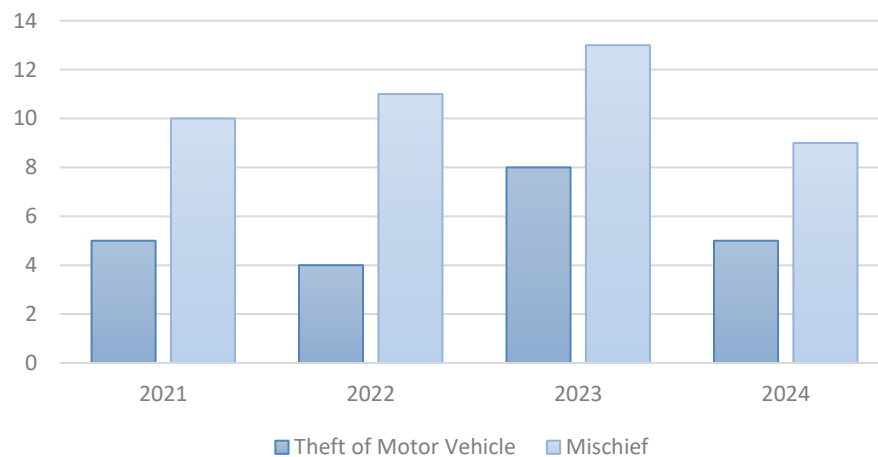
City Of Camrose



March 2021, 2022, 2023 & 2024 Break & Enter and Thefts



March 2021, 2022, 2023 & 2024 Theft of Motor Vehicle & Mischief



Theft of Motor Vehicles

Date Reported	Occurrence Area	Zone	Attempted/Completed	Vehicle	Recovered	Recovery Location	Locked/Unlocked
March 4	118 Mt Pl Dr	C2	Completed	2006 Pontiac Grand Prix	Yes	Camrose	Unlocked & idling with keys in
March 5	64 St & 49 Ave	A1	Completed	2019 Dodge Ram	Yes	Camrose	Unlocked & idling with keys in
March 13	Montjoy Ave	C2	Completed	2015 Dodge Caravan	Yes	Edmonton	Taken by family member
March 28	37 St & 48 Ave	B3	Completed	2022 Ford F350	No	N/A	Locked – stolen from dealership
March 29	54 St & 50 Ave	A1	Completed	1998 Mercury Sable	Yes	Camrose	Unlocked & idling with keys in

“Mandatory Alcohol Screening” (MAS) Statistics

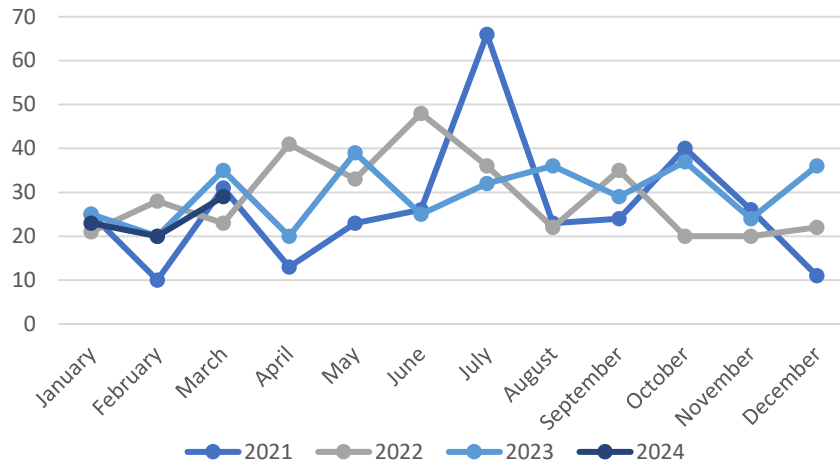
In the month of March, 2024, ninety-three (93) MAS tests were conducted, which resulted in two (2) charges being laid under the Intermediate Roadside Suspensions (IRS). There were no charges under the Alberta Zero Alcohol Tolerance (AZAT) for graduated drivers, and one (1) 24-hour suspensions issued. There was also no impaired by alcohol or drug occurrence.

Drug Impaired Driving Tests

During the month of March, 2024 there was one (1) Standard Field Sobriety Tests (SFST) and no Drug Recognition Evaluation Tests (DRE) conducted.

Crimes Against Persons

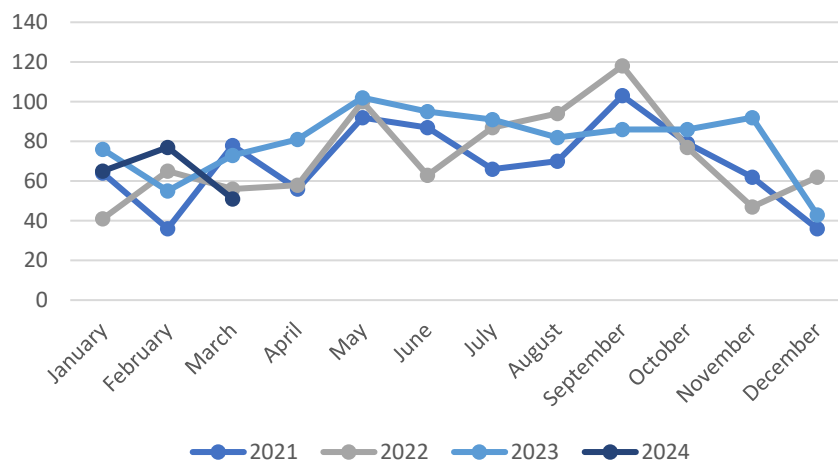
5 Year Monthly Average – 28



The total number of Crimes against Persons was 29 in March of 2024, compared to 35 in March of 2023, 23 in March of 2022 and 31 in March of 2021.

Crimes Against Property

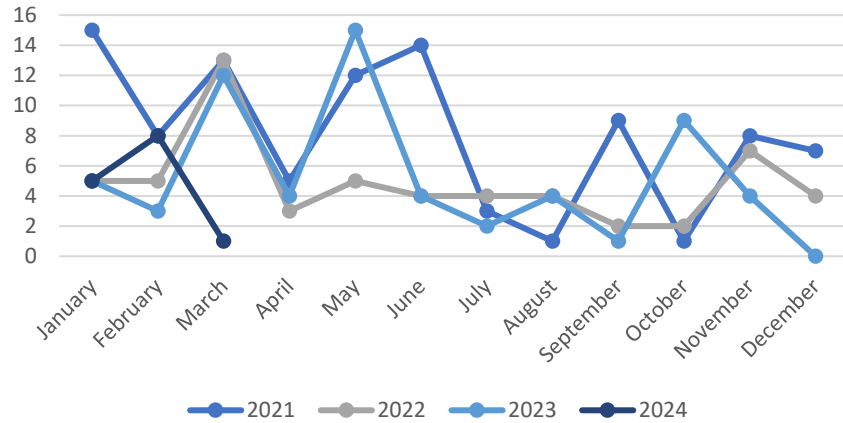
5 Year Monthly Average – 67



The total number of Crimes against Property in March, 2024 was 51, compared to 73 in March of 2023, 56 in March of 2022 and 78 in March of 2021.

Drug Occurrences

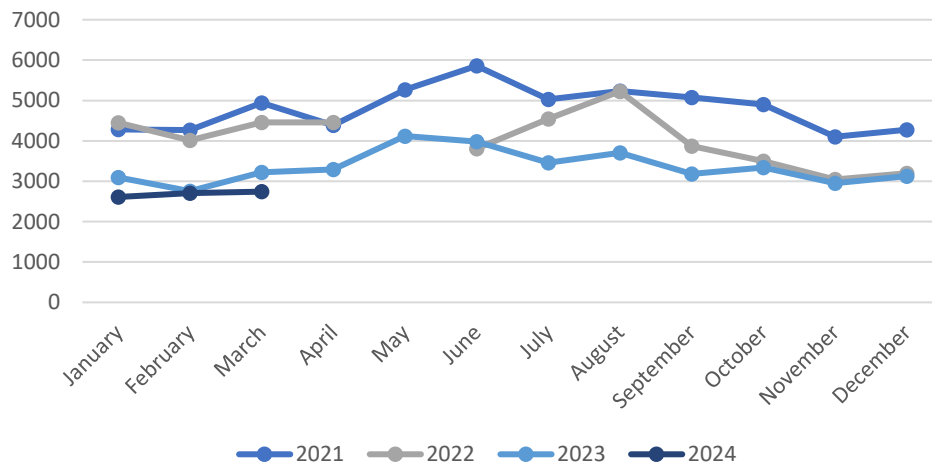
5 Year Monthly Average – 9



There was 1 drug offence occurrence in March of 2024, compared to 12 occurrences in March of 2023, and 13 occurrences in both March of 2022 and March of 2021.

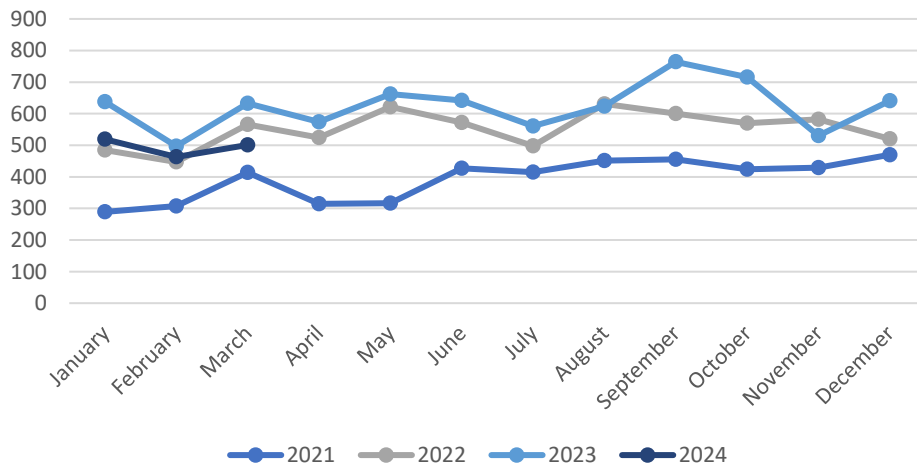
Calls Received by Communications

	Nov 2023	Dec 2023	Jan 2024	Feb 2024	March 2024
Comm 1	1055	1118	949	952	1009
Comm 2	1164	1190	961	1012	991
911 Calls	731	820	700	745	742
Totals	2950	3128	2610	2709	2742



Front Counter Customers

	Nov 2023	Dec 2023	Jan 2024	Feb 2024	March 2024
MVC	33	142	38	28	19
MVC Report Pick Up	1	8	3	8	4
PIC	24	27	17	19	18
PIC Inquires	52	53	57	48	63
PIC Pick Up	105	124	119	108	136
Deliveries/Mail	39	47	58	45	35
Ident	1	1	2	1	4
Subpoenas/Summons	3	1	1	3	3
Questions	91	67	63	51	50
RCMP Referral	15	16	16	16	18
Statements	19	13	17	19	11
Complaints	68	54	32	26	34
Guests	33	14	18	6	7
Contractors/Maintenance	0	1	4	4	6
Other	46	73	74	81	93
Totals	530	641	519	463	501

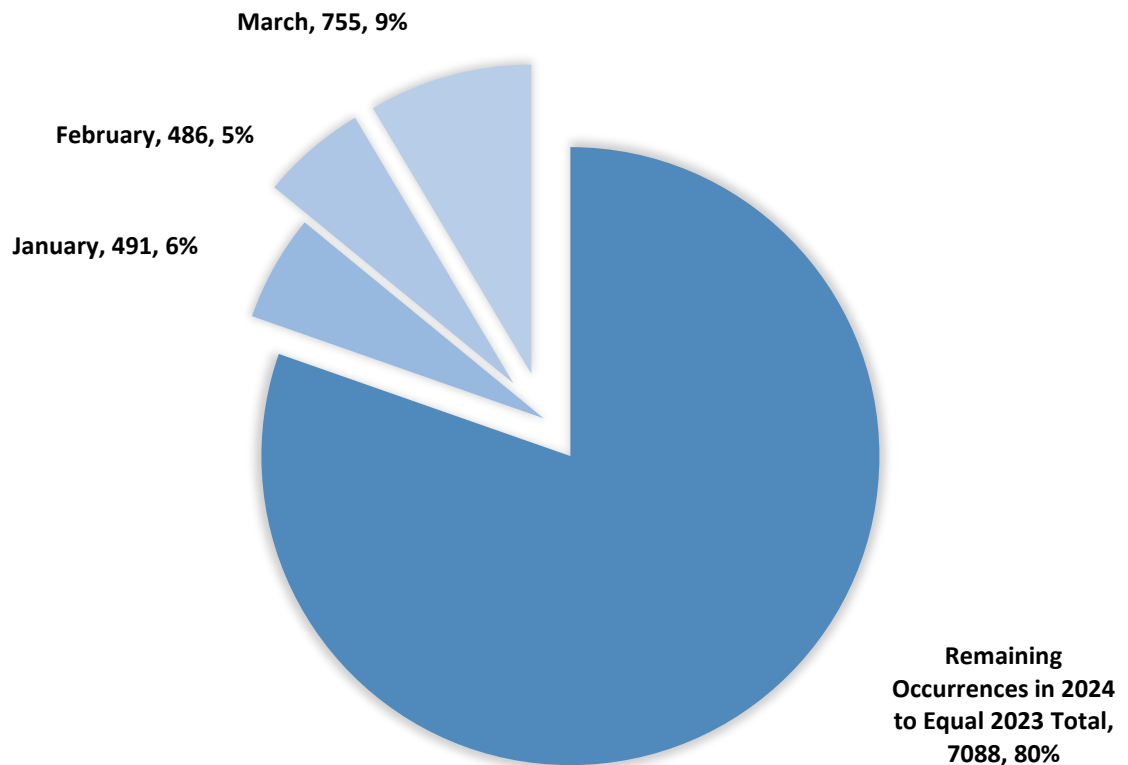


Number of Occurrences

	Nov 2023	Dec 2023	Jan 2024	Feb 2024	March 2024
Dispatched	305	351	290	265	264
Online Reporting	9	4	4	8	5
Total Occurrences	569	581	491	486	755

2024 Occurrences

2023 Occurrences = 8820

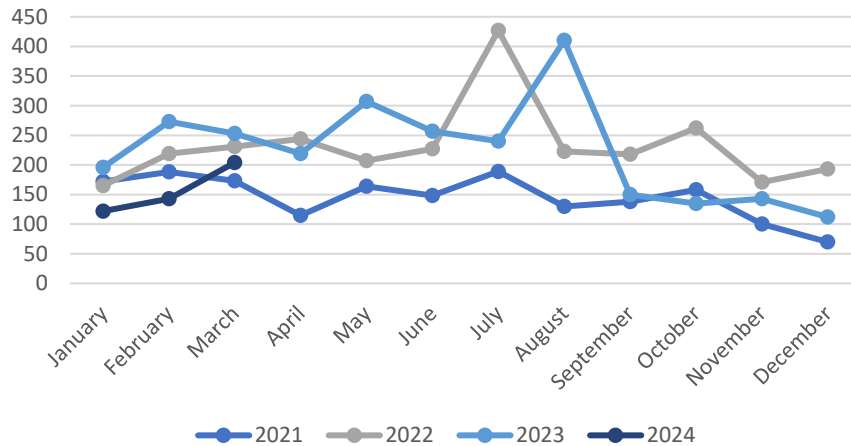


Tickets Issued

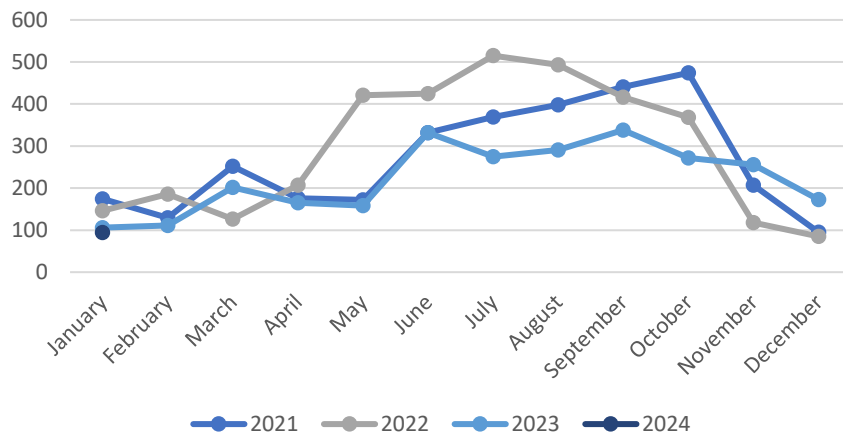
	Nov 2023	Dec 2023	Jan 2024	Feb 2024	March 2024
Violation Tickets	143	112	122	143	204
Mobile Electronic Enforcement	256	173	94	*	*
Intersection Safety Device	234	162	94	*	*
Total	633	447	310		

* = not available yet

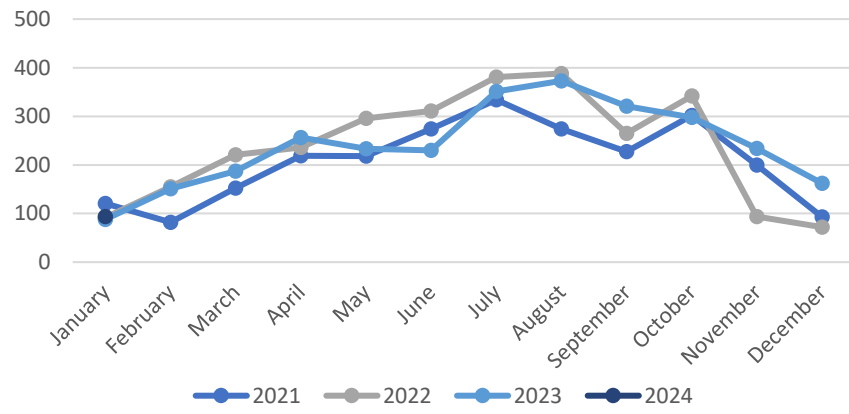
Violation Tickets



Mobile Electronic Enforcement Tickets



Intersection Safety Device Tickets



The Intersection Safety Device located at 68 Street & 48 Avenue was effective from February 1, 2020.

Monthly Comparisons

Crimes Against Persons					
	Compared to same month last year	2023 Yr Total	March 2023	March 2024	5 Yr Monthly Average for March
Homicide	↓	8	2	0	0
Robbery	↔	8	0	0	0
Sexual Assault	↓	31	4	3	2
Assault	↓	166	18	8	13
Arson	↔	4	0	0	0
Criminal Harassment	↔	24	2	2	2
Uttering Threats	↑	62	2	6	5
Crimes Against Property					
	Compared to same month last year	2023 Yr Total	March 2023	March 2024	5 Yr Monthly Average for March
Break and Enter	↑	111	4	5	6
Business	↑	42	1	3	3
Residential	↓	22	2	1	2
Other (Detached Garden Shed)	↔	47	1	1	1
Theft of Motor Vehicles	↓	74	8	5	6
Car	↔	9	2	2	1
Truck/SUV	↓	62	6	2	5
Motorcycle	↔	1	0	0	0
Other (Van, ATV, Snowmobile, boat, etc)	↑	2	0	1	0
Theft Over \$5,000	↑	9	0	1	0
Theft from Motor Vehicles	↔	1	0	0	0
Shoplifting Over \$5,000	↔	0	0	0	0
Other Thefts Over \$5,000	↑	8	0	1	0
Thefts Under \$5,000	↓	375	29	23	27
Thefts from Motor Vehicles	↑	120	7	8	7
Shoplifting Under \$5,000	↓	90	10	4	11
Other Thefts Under \$5,000	↓	165	12	11	9

Monthly Comparisons (cont'd)

Crimes Against Property Continued					
	Compared to same month last year	2023 Yr Total	March 2023	March 2024	5 Yr Monthly Average for March
Mischief	↓	187	13	9	10
Frauds	↓	121	11	6	11
Credit Card	↑	11	1	2	1
General Fraud	↓	108	10	4	10
Forgery & Uttering	↔	2	0	0	0
Other (Personation, etc.)	↔	0	0	0	0
Drug Offences					
	Compared to same month last year	2023 Yr Total	March 2023	March 2024	5 Yr Monthly Average for March
Possession	↓	49	10	0	6
Cocaine	↓	9	5	0	2
Methamphetamine	↓	32	4	0	2
Other	↓	8	1	0	2
Trafficking/Possession for the Purpose of Trafficking	↑	10	0	1	3
Cocaine	↑	7	0	1	2
Methamphetamine	↔	3	0	0	1
Other	↔	0	0	0	0