

Monthly Crime Report

February 2024



February 2024 Crime Report

Purpose:

The purpose of this report is to provide an analysis of crime and other police activities that occurred in the City of Camrose in the month of February, 2024. The information is captured through Police records management systems and daily stats collection.

Disclaimer:

Statistics gathered for this report are based on the best available information at the time of drafting, and could be subject to change based on files being under investigation, or being reported at a later date.

Completed by:



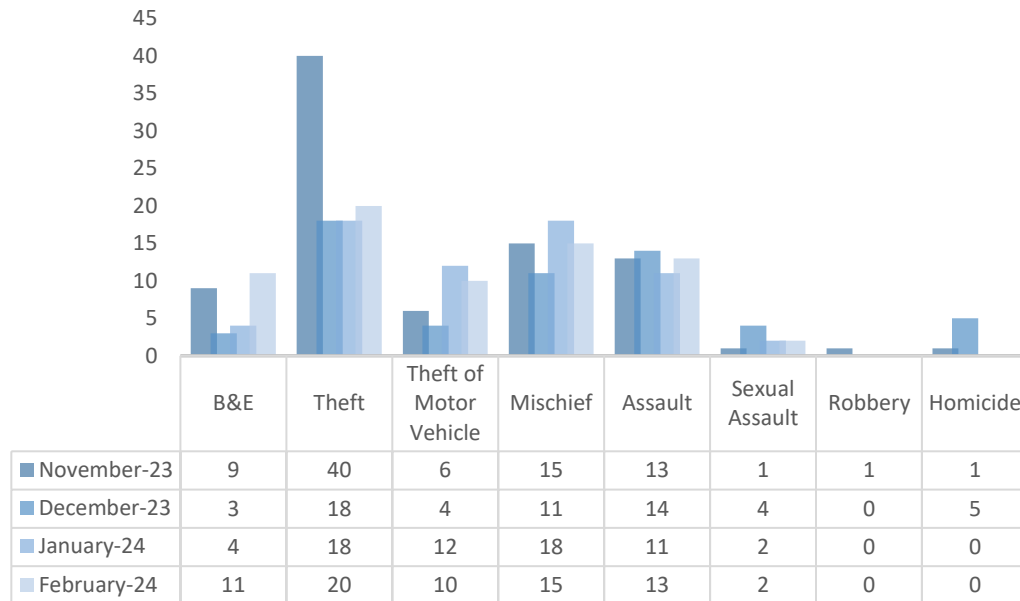
Barb Fowler
Crime Analyst



Scott Sveinbjornson
Sgt. I/C Major Crimes Unit

Eight Crime Indicators – February 2024

Number of Occurrences for these 8 Crime Types



2024 Monthly Total of the Eight Crime Indicators:

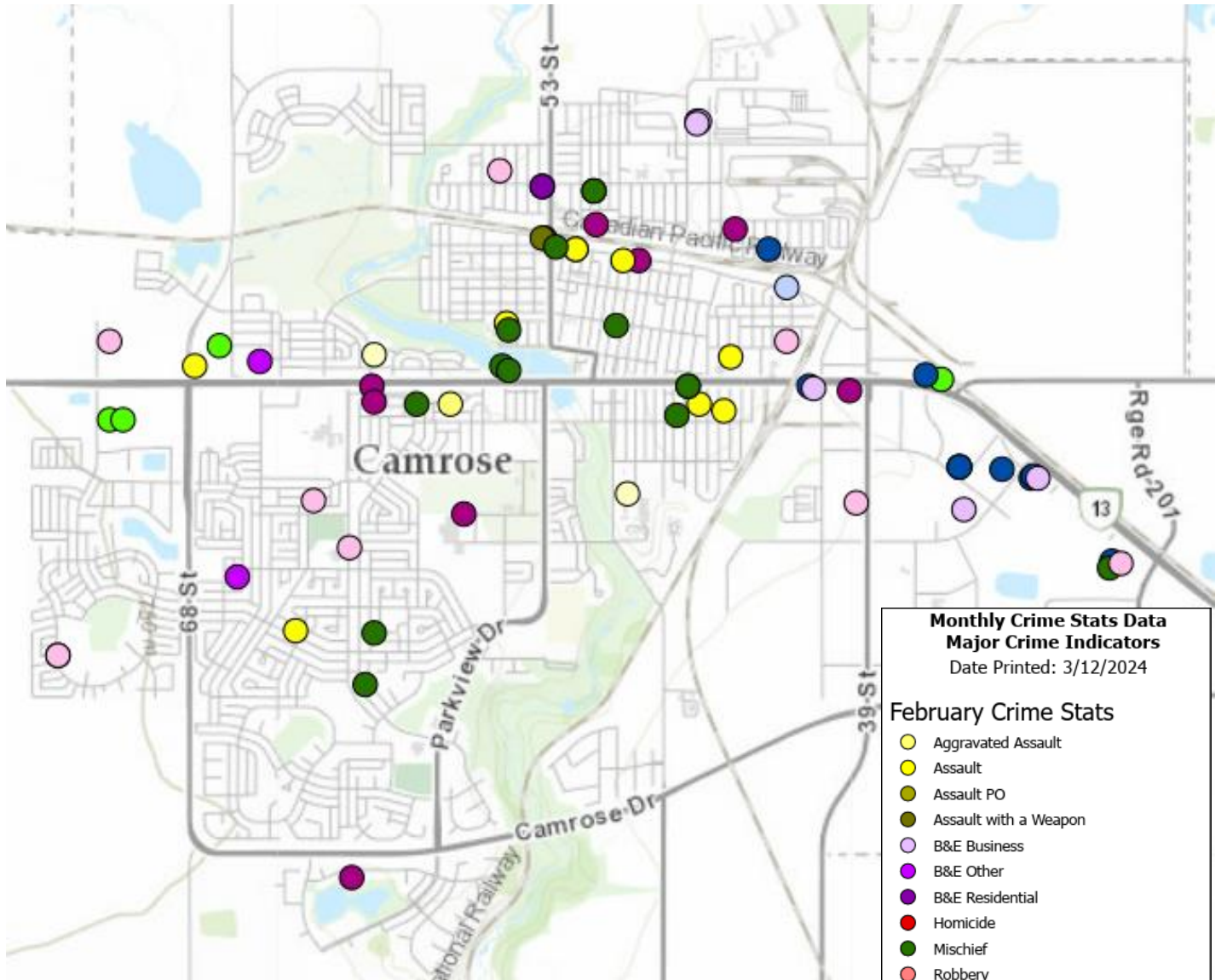
January 65 February 71

Overview:

The statistic for the eight crime indicators for February, 2024, increased 9% (or 6 reported occurrences) from the January, 2024 statistic, and is seventeen (17) reported occurrences above the 5-year average for February.

The majority of this increase was captured in the category of Break & Enter which rose 175 % (or 7 reported occurrences), and involved a series of three (3) break ins at a storage facility and three (3) occurrences of compounds/dealerships being entered & vehicles stolen.

February 2024 Eight Crime Indicators Map



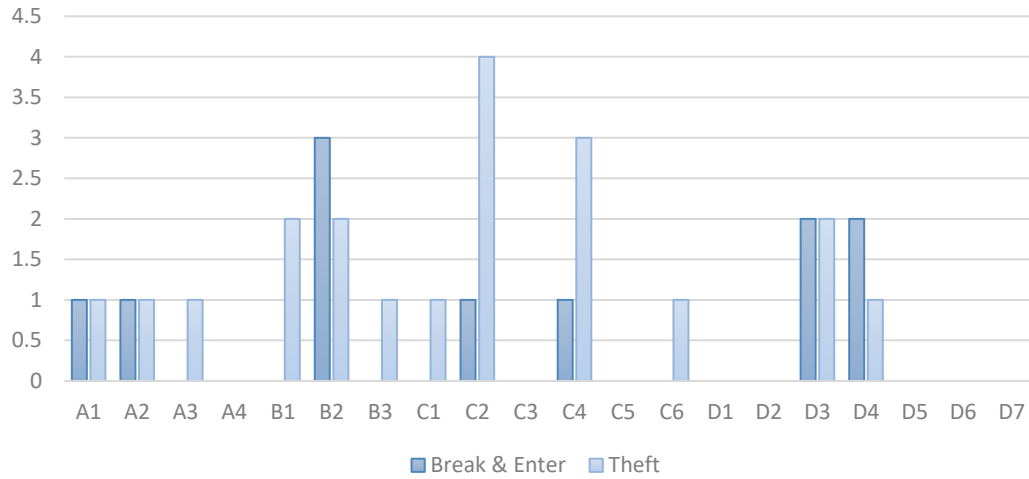
**Monthly Crime Stats Data
Major Crime Indicators**
Date Printed: 3/12/2024

February Crime Stats

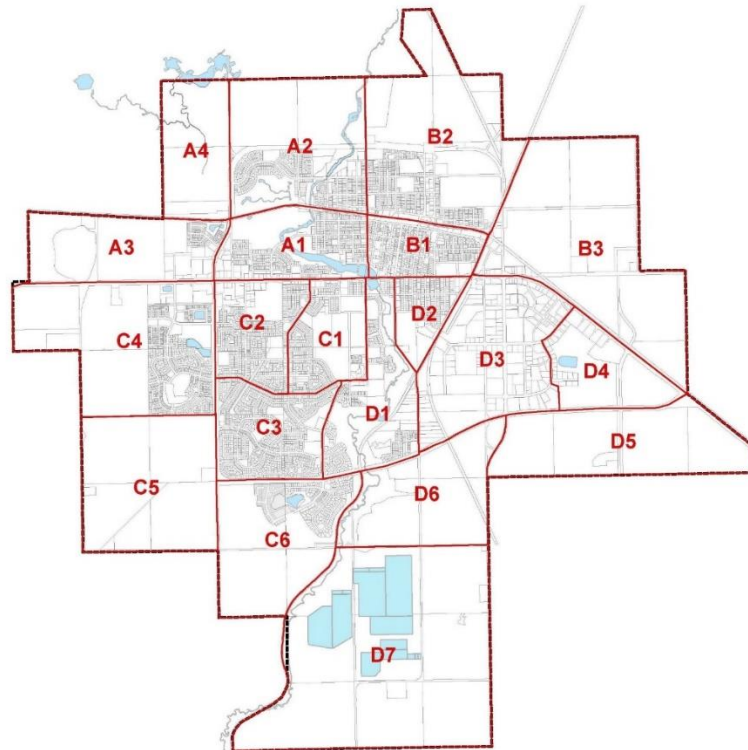
- Aggravated Assault
- Assault
- Assault PO
- Assault with a Weapon
- B&E Business
- B&E Other
- B&E Residential
- Homicide
- Mischief
- Robbery
- Sexual Assault
- Shoplifting
- Theft from MV
- Theft from Other
- Other Thefts Under \$5000
- Other Thefts Over \$5000
- Theft of Bicycle
- Theft of MV Car
- Theft of MV Other
- Theft of MV Truck

Occurrence Zones

Break & Enter and Thefts - February 2024



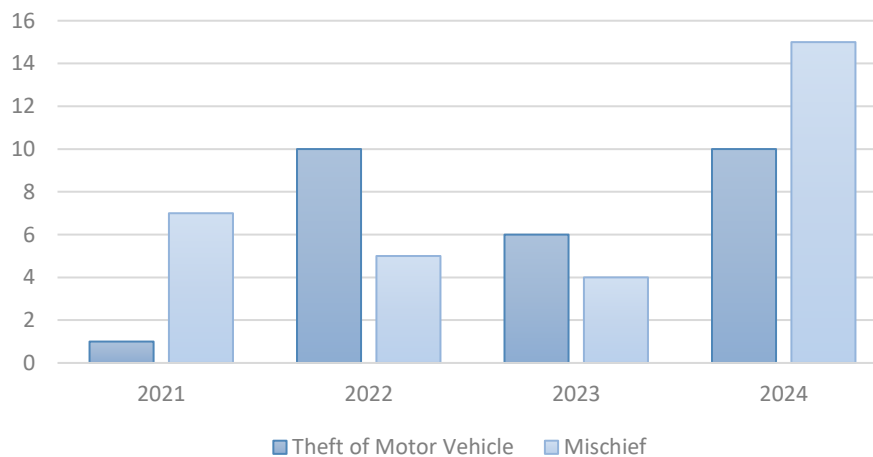
City Of Camrose



February 2021, 2022, 2023 & 2024 Break & Enter and Thefts



February 2021, 2022, 2023 & 2024 Theft of Motor Vehicle & Mischief



Theft of Motor Vehicles

Date Reported	Occurrence Area	Zone	Attempted/Completed	Vehicle	Recovered	Recovery Location	Locked/Unlocked
Feb 9	47 Ave & 41 St	D3	Completed	2006 Chev Silverado	Yes	Westlock	Unknown – Keys in Veh
Feb 9	47 Ave & 41 St	D3	Completed	2006 Haulmark Trailer	No	N/A	N/A
Feb 10	48 Ave & 32 St	D4	Completed	2015 Ford F350	Yes	Wainwright County	Locked
Feb 11	48 Ave & 35 St	D4	Completed	2012 Dodge Ram 3500	Yes	Camrose County	Unknown
Feb 11	48 Ave & 35 St	D4	Completed	2020 Dodge Ram 1500	No	N/A	Unknown (LP recovered in Sherwood Park where owners LP was stolen and now on stolen truck)
Feb 13	52 Ave & 43 St	B2	Attempted	2006 Ford F350	N/A	N/A	Lock & Ignition Punched
Feb 14	47 Ave & 36 St	D3	Completed	2005 Ford F550	Yes	Flagstaff County	Locked
Feb 15	48 Ave & 37 St	B3	Completed	2002 Ford F250	No	N/A	Locked
Feb 16	51 Ave & 42 St	B1	Completed	2000 Olds Alero	Yes	Camrose	Unknown
Feb 16	47 Ave & 37 St	D3	Completed	2004 Chev Silverado Flatdeck	Yes	Brazeau County	Unknown
Feb 16	47 Ave & 37 St	D3	Attempted	2002 GMC Sierra	N/A	N/A	Unknown (Punched lock of truck with trailer attached)

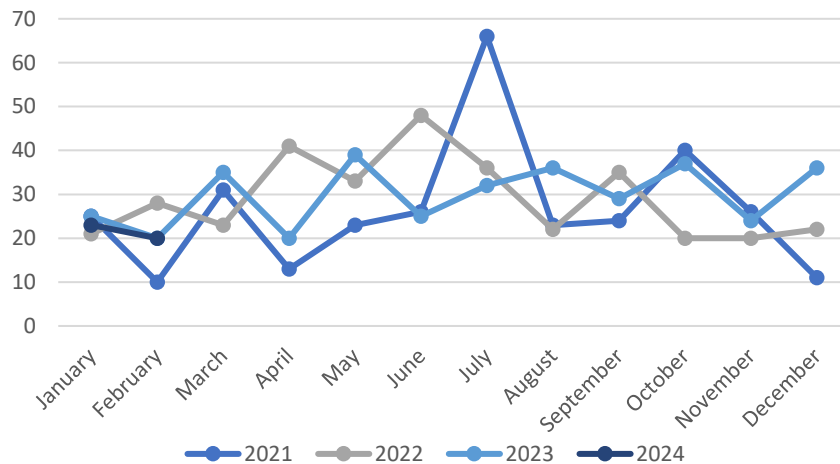
“Mandatory Alcohol Screening” (MAS) Statistics

In the month of February, 2024, forty-seven (47) MAS tests were conducted, which resulted in three (3) charges being laid under the Intermediate Roadside Suspensions (IRS). There were no charges under the Alberta Zero Alcohol Tolerance (AZAT) for graduated drivers, and no 24-hour suspensions issued. There was also no impaired by alcohol or drug occurrence.

Drug Impaired Driving Tests

During the month of February, 2024 there were no Standard Field Sobriety Tests (SFST) or Drug Recognition Evaluation Tests (DRE) conducted.

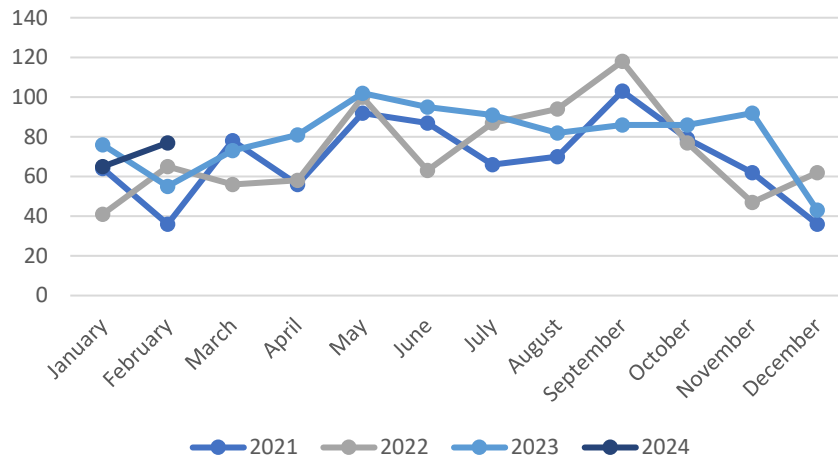
Crimes Against Persons 5 Year Monthly Average – 19



The total number of Crimes against Persons was 20 in February of 2024, compared to 20 in February of 2023, 28 in February of 2022 and 10 in February of 2021.

Crimes Against Property

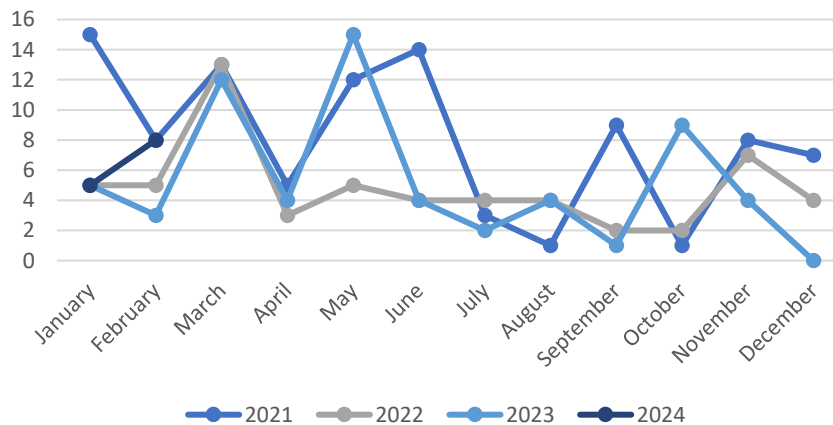
5 Year Monthly Average – 63



The total number of Crimes against Property in February, 2024 was 77, compared to 55 in February of 2023, 65 in February of 2022 and 36 in February of 2021.

Drug Occurrences

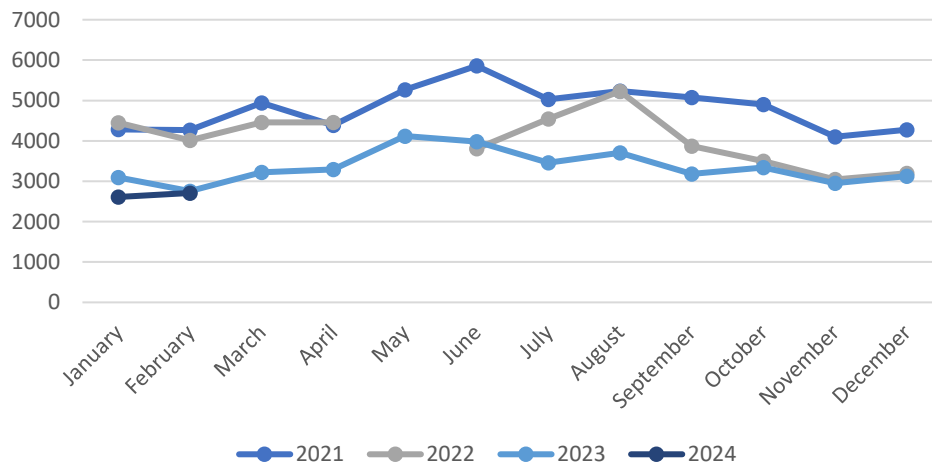
5 Year Monthly Average – 6



There were 8 drug offence occurrences in February of 2024, compared to 3 occurrences in February of 2023, and 5 occurrences in February of 2022, and 8 occurrences in February of 2021.

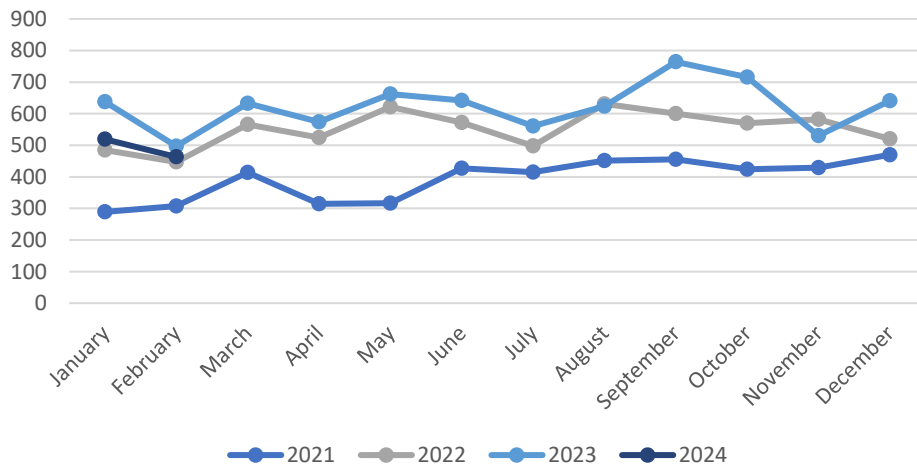
Calls Received by Communications

	Oct 2023	Nov 2023	Dec 2023	Jan 2024	Feb 2024
Comm 1	1275	1055	1118	949	952
Comm 2	1222	1164	1190	961	1012
911 Calls	846	731	820	700	745
Totals	3343	2950	3128	2610	2709



Front Counter Customers

	Oct 2023	Nov 2023	Dec 2023	Jan 2024	Feb 2024
MVC	41	33	142	38	28
MVC Report Pick Up	6	1	8	3	8
PIC	28	24	27	17	19
PIC Inquires	60	52	53	57	48
PIC Pick Up	174	105	124	119	108
Deliveries/Mail	53	39	47	58	45
Ident	7	1	1	2	1
Subpoenas/Summons	6	3	1	1	3
Questions	98	91	67	63	51
RCMP Referral	14	15	16	16	16
Statements	24	19	13	17	19
Complaints	83	68	54	32	26
Guests	23	33	14	18	6
Contractors/Maintenance	2	0	1	4	4
Other	97	46	73	74	81
Totals	716	530	641	519	463

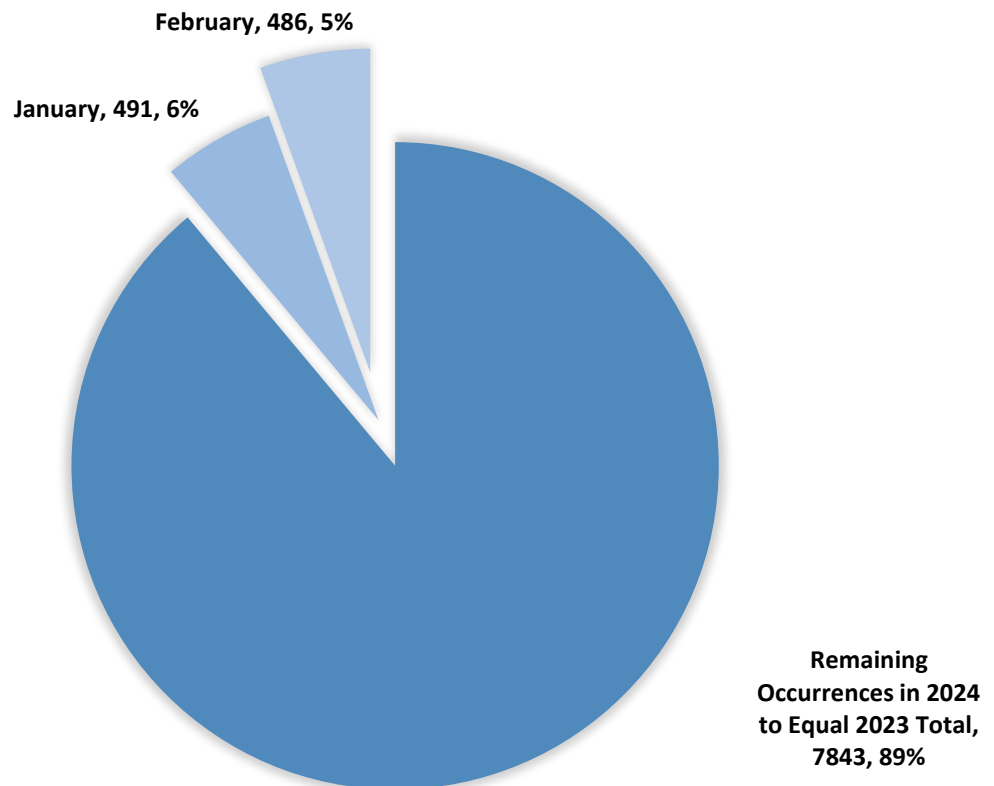


Number of Occurrences

	Oct 2023	Nov 2023	Dec 2023	Jan 2024	Feb 2024
Dispatched	407	305	351	290	265
Online Reporting	2	9	4	4	8
Total Occurrences	685	569	581	491	486

2024 Occurrences

2023 Occurrences = 8820

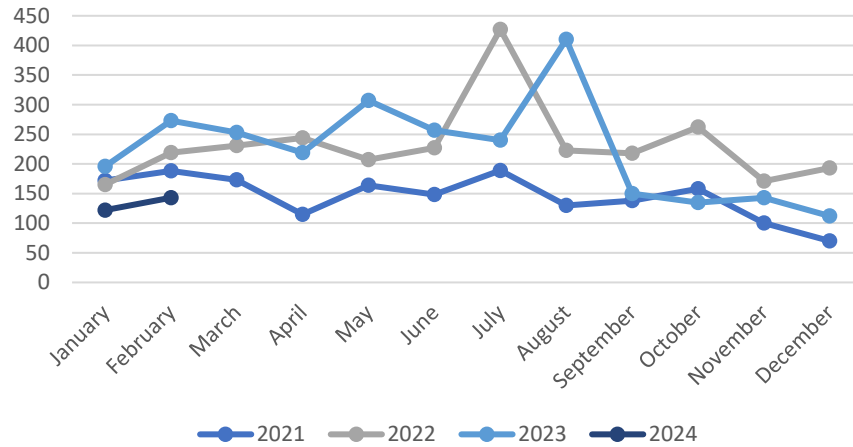


Tickets Issued

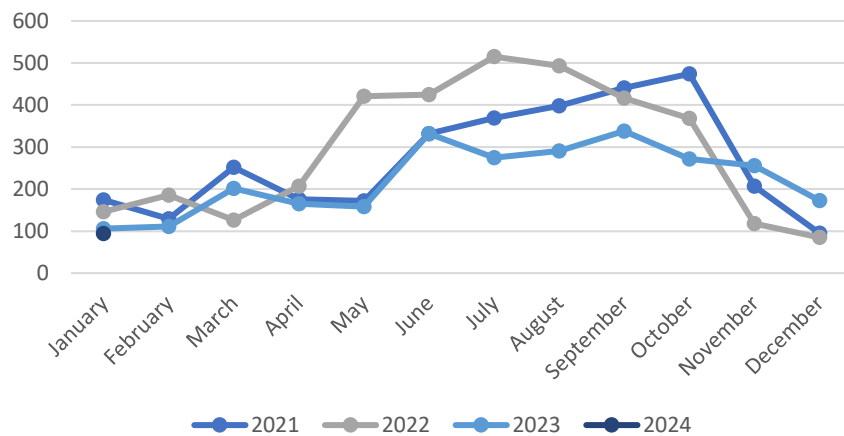
	Oct 2023	Nov 2023	Dec 2023	Jan 2024	Feb 2024
Violation Tickets	135	143	112	122	143
Mobile Electronic Enforcement	272	256	173	94	*
Intersection Safety Device	298	234	162	94	*
Total	705	633	447	310	

* = not available yet

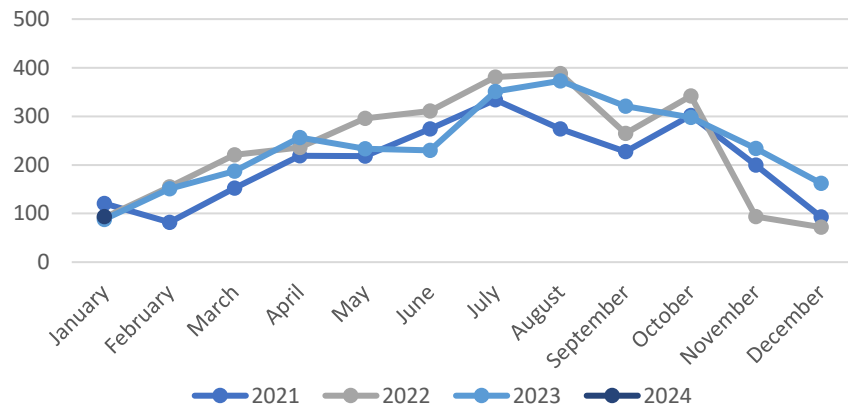
Violation Tickets



Mobile Electronic Enforcement Tickets



Intersection Safety Device Tickets



The Intersection Safety Device located at 68 Street & 48 Avenue was effective from February 1, 2020.

Monthly Comparisons

Crimes Against Persons					
	Compared to same month last year	2023 Yr Total	Feb 2023	Feb 2024	5 Yr Monthly Average for February
Homicide	↔	8	0	0	0
Robbery	↔	8	0	0	0
Sexual Assault	↓	31	3	2	2
Assault	↑	166	9	13	10
Arson	↔	4	0	0	0
Criminal Harassment	↑	24	0	1	0
Uttering Threats	↓	62	7	3	5
Crimes Against Property					
	Compared to same month last year	2023 Yr Total	Feb 2023	Feb 2024	5 Yr Monthly Average for February
Break and Enter	↑	111	5	11	9
Business	↑	42	1	7	4
Residential	↑	22	0	2	2
Other (Detached Garden Shed)	↓	47	4	2	3
Theft of Motor Vehicles	↑	74	6	10	6
Car	↔	9	1	1	6
Truck/SUV	↑	62	5	9	5
Motorcycle	↔	1	0	0	0
Other (Van, ATV, Snowmobile, boat, etc)	↔	2	0	0	0
Theft Over \$5,000	↔	9	0	0	0
Theft from Motor Vehicles	↔	1	0	0	0
Shoplifting Over \$5,000	↔	0	0	0	0
Other Thefts Over \$5,000	↔	8	0	0	0
Thefts Under \$5,000	↑	375	19	20	22
Thefts from Motor Vehicles	↑	120	6	8	6
Shoplifting Under \$5,000	↓	90	7	3	6
Other Thefts Under \$5,000	↑	165	6	9	10

Monthly Comparisons (cont'd)

Crimes Against Property Continued					
	Compared to same month last year	2023 Yr Total	Feb 2023	Feb 2024	5 Yr Monthly Average for February
Mischief	↑	187	4	15	7
Frauds	↑	121	15	19	12
Credit Card	↑	11	0	1	1
General Fraud	↓	108	15	14	10
Forgery & Uttering	↑	2	0	4	1
Other (Personation, etc.)	↔	0	0	0	0
Drug Offences					
	Compared to same month last year	2023 Yr Total	Feb 2023	Feb 2024	5 Yr Monthly Average for February
Possession	↑	49	1	4	3
Cocaine	↑	9	0	1	0
Methamphetamine	↑	32	1	2	2
Other	↑	8	0	1	1
Trafficking/Possession for the Purpose of Trafficking	↑	10	2	4	3
Cocaine	↓	7	2	0	0
Methamphetamine	↑	3	0	4	2
Other	↔	0	0	0	1