

Monthly Crime Report

January 2024



January 2024 Crime Report

Purpose:

The purpose of this report is to provide an analysis of crime and other police activities that occurred in the City of Camrose in the month of January, 2024. The information is captured through Police records management systems and daily stats collection.

Disclaimer:

Statistics gathered for this report are based on the best available information at the time of drafting, and could be subject to change based on files being under investigation, or being reported at a later date.

Completed by:



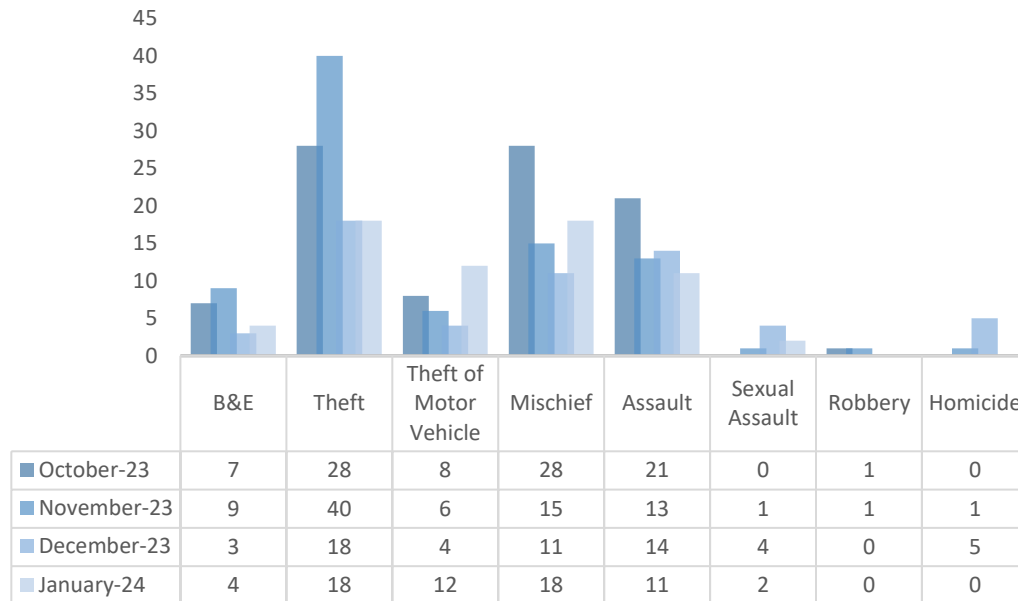
Barb Fowler
Crime Analyst



Scott Sveinbjornson
Sgt. I/C Major Crimes Unit

Eight Crime Indicators – January 2024

Number of Occurrences for these 8 Crime Types



2024 Monthly Total of the Eight Crime Indicators:

January 65

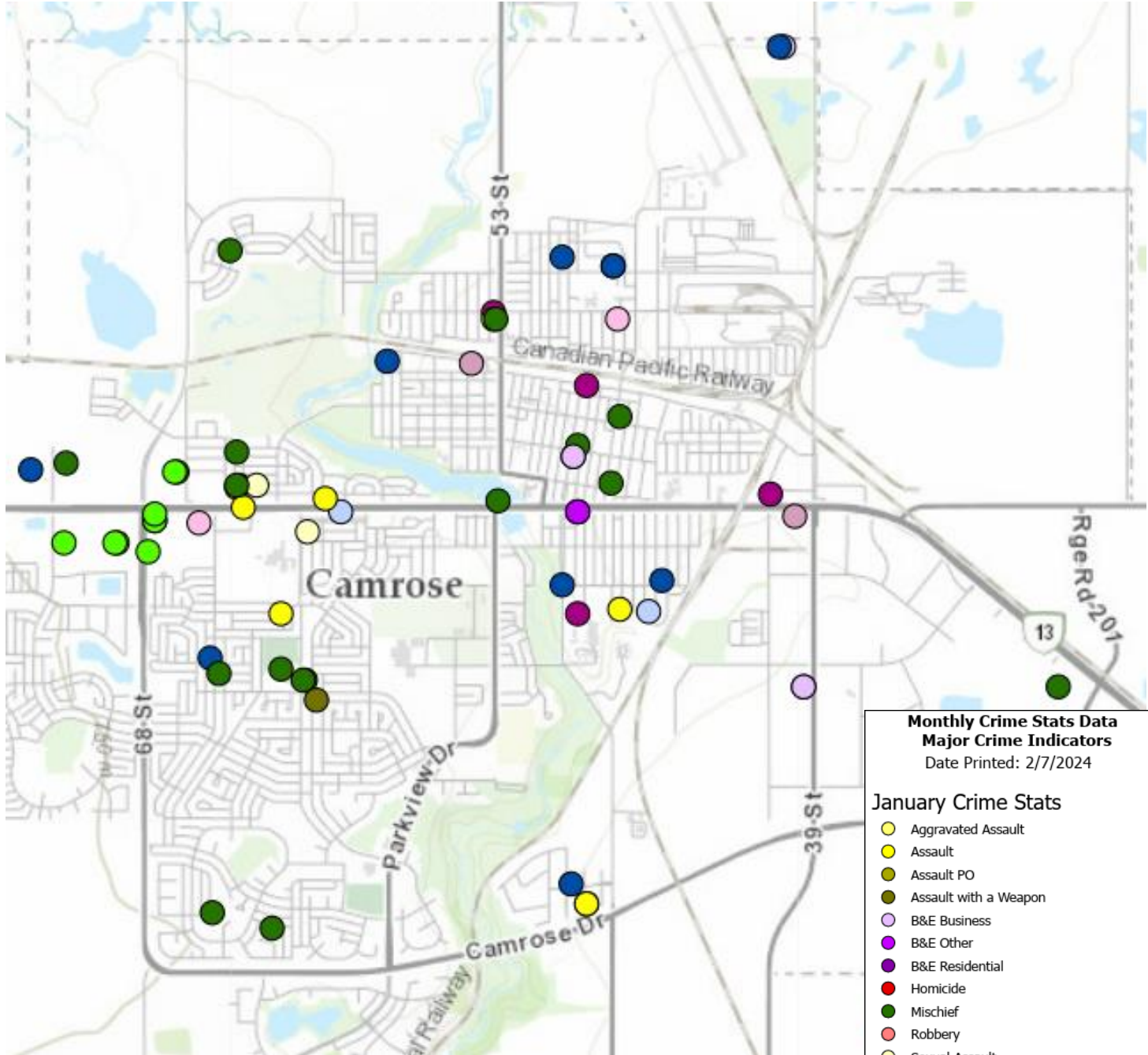
Overview:

The statistic for January 2024 eight crime indicators saw an increase of 10% (or 6 reported occurrences) from the December, 2023 statistic; and is comparable to the five year average for January of 68 reported occurrences.

A substantial increase was noted in the category of theft of motor vehicle, which rose 200% (or 8 reported occurrences) from the December, 2023 statistic. A break down of this category is further in this report. In January, 2024 social media campaigns were conducted and a provincial auto theft crime prevention initiative “Operation Cold Start” was conducted from January 8 – 12, 2024 where police proactively seek out idling vehicles that have been left unattended and make contact with the owner to provide education on the risks associated with leaving vehicles idling. In Camrose, 142 vehicles were checked, with 48 of the vehicles idling with keys in the ignition (36 locked & 12 unlocked). The remaining vehicles were locked and idling with the use of a remote starter.

A second increase was recorded in the category of mischief. An analysis of this category saw no direct correlation between the occurrences, with the majority of occurrences involving damages as a result of intimate partner violence, damages to parked vehicles, damages to residences, along with four occurrences of rocks, snowballs & eggs being thrown.

January 2024 Eight Crime Indicators Map



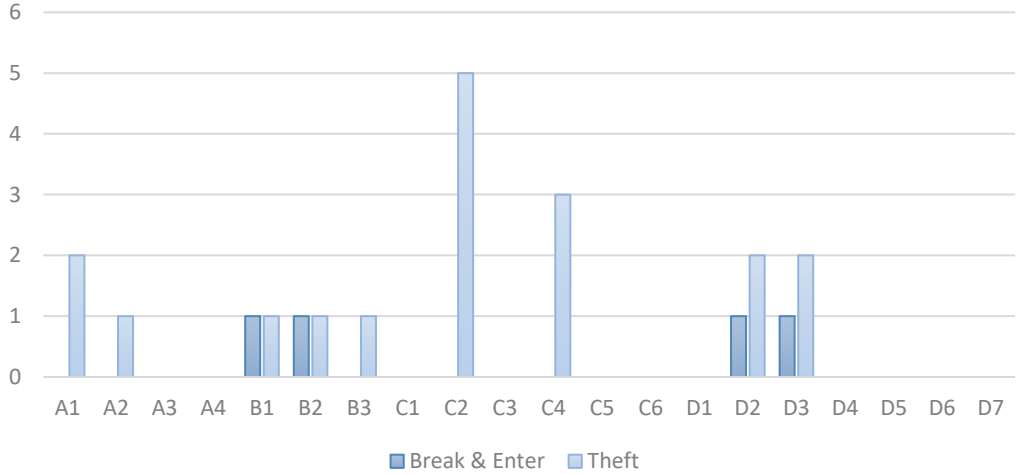
Monthly Crime Stats Data
Major Crime Indicators
 Date Printed: 2/7/2024

January Crime Stats

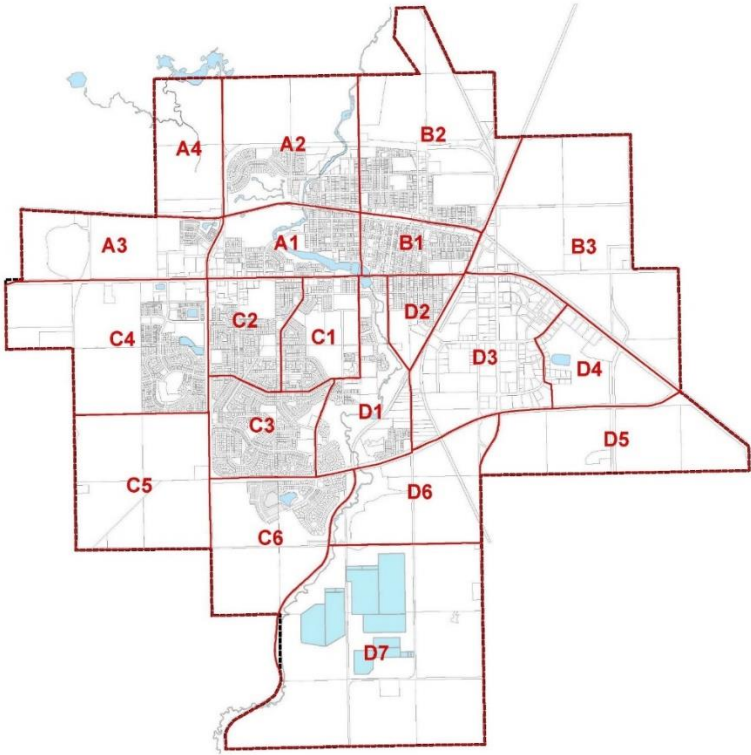
- Aggravated Assault
- Assault
- Assault PO
- Assault with a Weapon
- B&E Business
- B&E Other
- B&E Residential
- Homicide
- Mischief
- Robbery
- Sexual Assault
- Shoplifting
- Theft from MV
- Theft from Other
- Other Thefts Under \$5000
- Other Thefts Over \$5000
- Theft of Bicycle
- Theft of MV Car
- Theft of MV Other
- Theft of MV Truck

Occurrence Zones

Break & Enter and Thefts - January 2024



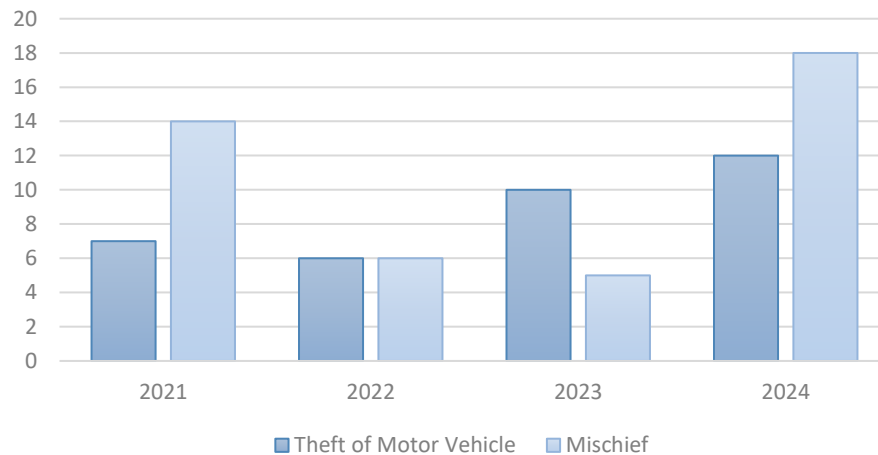
City Of Camrose



January 2021, 2022, 2023 & 2024 Break & Enter and Thefts



January 2021, 2022, 2023 & 2024 Theft of Motor Vehicle & Mischiefs



Theft of Motor Vehicles

Date Reported	Occurrence Area	Zone	Attempted/Completed	Vehicle	Recovered	Recovery Location	Locked/Unlocked
Jan 5	51 Ave & 58 St	A1	Completed	2009 Ford Edge	Yes	Edmonton	Locked
Jan 6	60 Ave & 39 St	B2	Completed	2004 International	Yes	County of Flagstaff	Unknown
Jan 13	45 Ave & 46 St	D2	Completed	1999 Chev Malibu	Yes	City of Camrose	Unlocked & Idling
Jan 16	54 Ave & 48 St	B2	Attempted	2006 Ford F350	N/A	N/A	Locked
Jan 18	44 Ave & 65 St	C2	Completed	2005 Ford F350	No		Locked
Jan 18	48 Ave & 73 St	A3	Completed	2005 Chev Avalanche	No		Locked & Idling
Jan 25	54 Ave & 50 St	B2	Completed	2005 GMC Sierra	Yes	County of Flagstaff	Unlocked & Idling
Jan 25	46 Ave & 46 St	D2	Completed	2005 Ford F250	Yes	Camrose County	Unlocked & did need key
Jan 25	46 Ave & 50 St	D2	Attempted	2005 GMC Sierra	N/A	N/A	Locked
Jan 27	48 Ave & 60 St	C2	Completed	2019 Chev Cruze	Yes	Camrose County	Unlocked & Idling
Jan 28	54 Ave & 48 St	B2	Attempted	2006 Ford F350	N/A	N/A	Cut steering wheel lock
Jan 28	34 Ave & 51 St	D1	Attempted	2004 Ford F350	N/A	N/A	Locked

“Mandatory Alcohol Screening” (MAS) Statistics

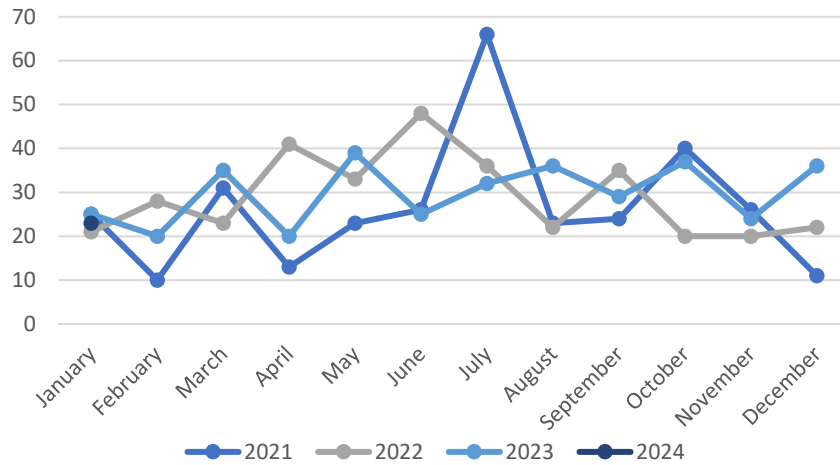
In the month of January, 2024, twenty-two (22) MAS tests were conducted, which resulted in one (1) charge being laid under the Intermediate Roadside Suspensions (IRS). There were no charges under the Alberta Zero Alcohol Tolerance (AZAT) for graduated drivers, and one (1) 24-hour suspensions issued. There was also no impaired by alcohol or drug occurrence.

Drug Impaired Driving Tests

During the month of January, 2024 there were no Standard Field Sobriety Tests (SFST) or Drug Recognition Evaluation Tests (DRE) conducted.

Crimes Against Persons

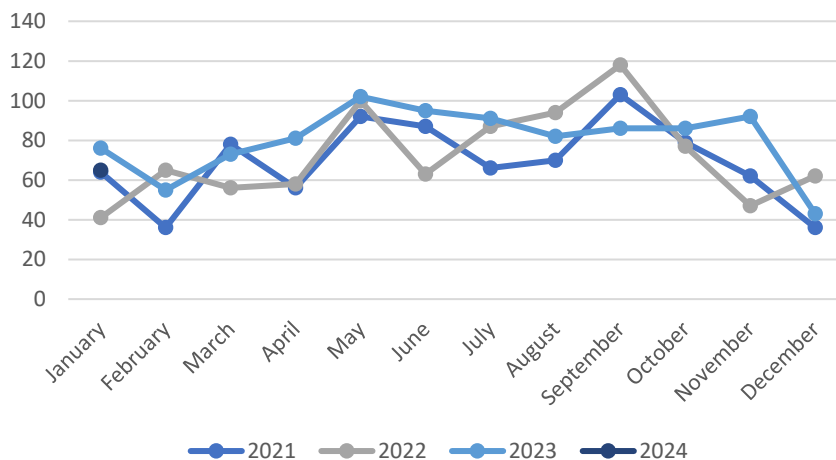
5 Year Monthly Average – 24



The total number of Crimes against Persons was 23 in January of 2024, compared to 25 in January of 2023, 21 in January of 2022 and 25 in January of 2021.

Crimes Against Property

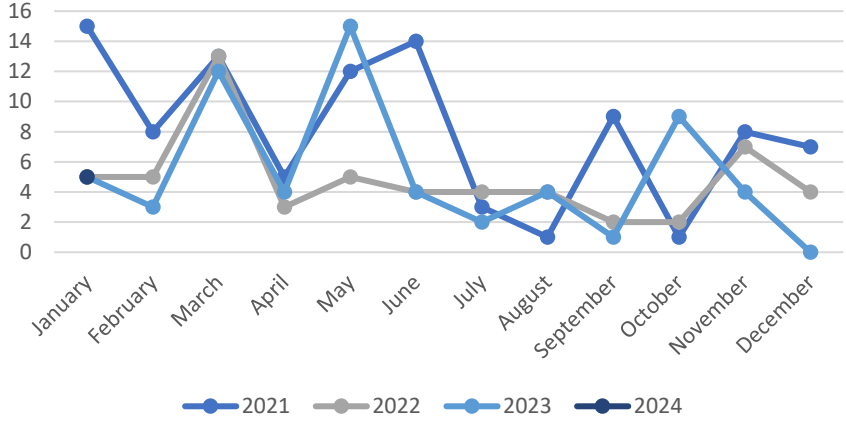
5 Year Monthly Average – 65



The total number of Crimes against Property in January, 2024 was 65, compared to 76 in January of 2023, 41 in January of 2022 and 64 in January of 2021.

Drug Occurrences

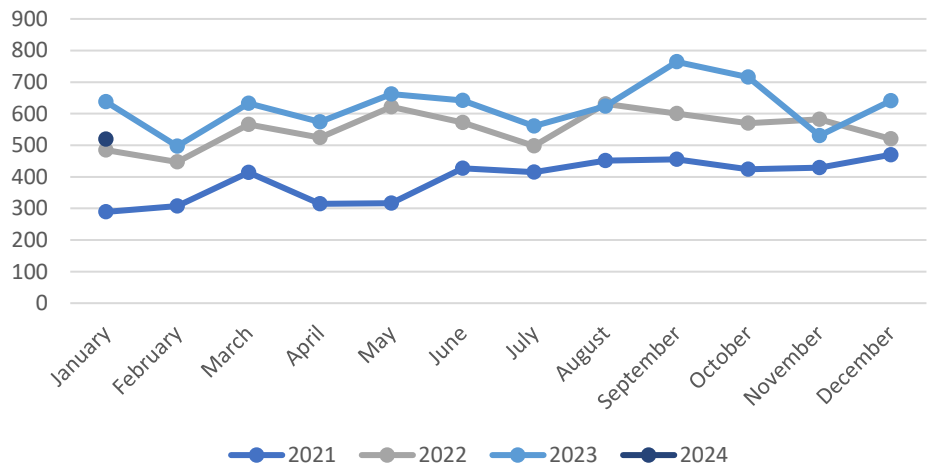
5 Year Monthly Average – 8



There were 5 drug offence occurrences in January of 2024, compared to 5 occurrences in both January of 2023 and January of 2022, and 15 occurrences in January of 2021.

Front Counter Customers

	Oct 2023	Nov 2023	Dec 2023	Jan 2024
MVC	41	33	142	38
MVC Report Pick Up	6	1	8	3
PIC	28	24	27	17
PIC Inquires	60	52	53	57
PIC Pick Up	174	105	124	119
Deliveries/Mail	53	39	47	58
Ident	7	1	1	2
Subpoenas/Summons	6	3	1	1
Questions	98	91	67	63
RCMP Referral	14	15	16	16
Statements	24	19	13	17
Complaints	83	68	54	32
Guests	23	33	14	18
Contractors/Maintenance	2	0	1	4
Other	97	46	73	74
Totals	716	530	641	519



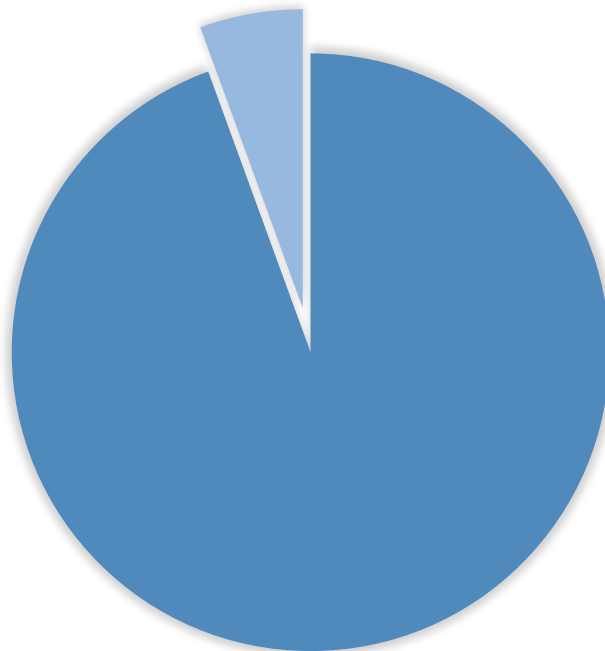
Number of Occurrences

	Oct 2023	Nov 2023	Dec 2023	Jan 2024
Dispatched	407	305	351	290
Online Reporting	2	9	4	4
Total Occurrences	685	569	581	491

2024 Occurrences

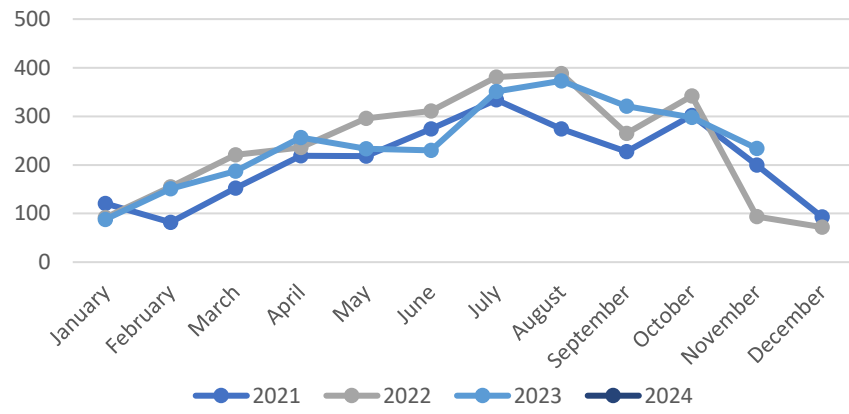
2023 Occurrences = 8820

January, 491, 6%



Remaining Occurrences
in 2024 to Equal 2023
Total, 8329, 94%

Intersection Safety Device Tickets



The Intersection Safety Device located at 68 Street & 48 Avenue was effective from February 1, 2020.

Monthly Comparisons

Crimes Against Persons					
	Compared to same month last year	2023 Yr Total	Jan 2023	Jan 2024	5 Yr Monthly Average for January
Homicide	↔	8	0	0	0
Robbery	↓	8	2	0	0
Sexual Assault	↓	31	5	2	2
Assault	↑	166	6	11	13
Arson	↑	4	0	1	0
Criminal Harassment	↔	24	2	2	1
Uttering Threats	↓	62	6	5	5
Crimes Against Property					
	Compared to same month last year	2023 Yr Total	Jan 2023	Jan 2024	5 Yr Monthly Average for January
Break and Enter	↓	111	15	4	8
Business	↓	42	4	3	3
Residential	↓	22	2	0	1
Other (Detached Garden Shed)	↓	47	9	1	4
Theft of Motor Vehicles	↑	74	10	12	9
Car	↔	9	2	2	2
Truck/SUV	↑	62	8	10	7
Motorcycle	↔	1	0	0	0
Other (Van, ATV, Snowmobile, boat, etc)	↔	2	0	0	0
Theft Over \$5,000	↓	9	1	0	1
Theft from Motor Vehicles	↔	1	0	0	0
Shoplifting Over \$5,000	↔	0	0	0	0
Other Thefts Over \$5,000	↓	8	1	0	1
Thefts Under \$5,000	↓	375	30	18	21
Thefts from Motor Vehicles	↓	120	4	3	3
Shoplifting Under \$5,000	↓	90	15	8	10
Other Thefts Under \$5,000	↓	165	11	7	8

Monthly Comparisons (cont'd)

Crimes Against Property Continued					
	Compared to same month last year	2023 Yr Total	Jan 2023	Jan 2024	5 Yr Monthly Average for January
Mischief	↑	187	5	18	12
Frauds	↓	121	12	8	9
Credit Card	↓	11	3	0	1
General Fraud	↑	108	7	8	7
Forgery & Uttering	↓	2	2	0	1
Other (Personation, etc.)	↔	0	0	0	0
Drug Offences					
	Compared to same month last year	2023 Yr Total	Jan 2023	Jan 2024	5 Yr Monthly Average for January
Possession	↓	49	2	0	6
Cocaine	↔	9	0	0	1
Methamphetamine	↓	32	2	0	3
Other	↔	8	0	0	2
Trafficking/Possession for the Purpose of Trafficking	↓	10	3	2	2
Cocaine	↓	7	2	0	1
Methamphetamine	↑	3	1	2	1
Other	↔	0	0	0	0