

Monthly Crime Report

October 2023



October 2023 Crime Report

Purpose:

The purpose of this report is to provide an analysis of crime and other police activities that occurred in the City of Camrose in the month of October, 2023. The information is captured through Police records management systems and daily stats collection.

Disclaimer:

Statistics gathered for this report are based on the best available information at the time of drafting, and could be subject to change based on files being under investigation, or being reported at a later date.

Completed by:



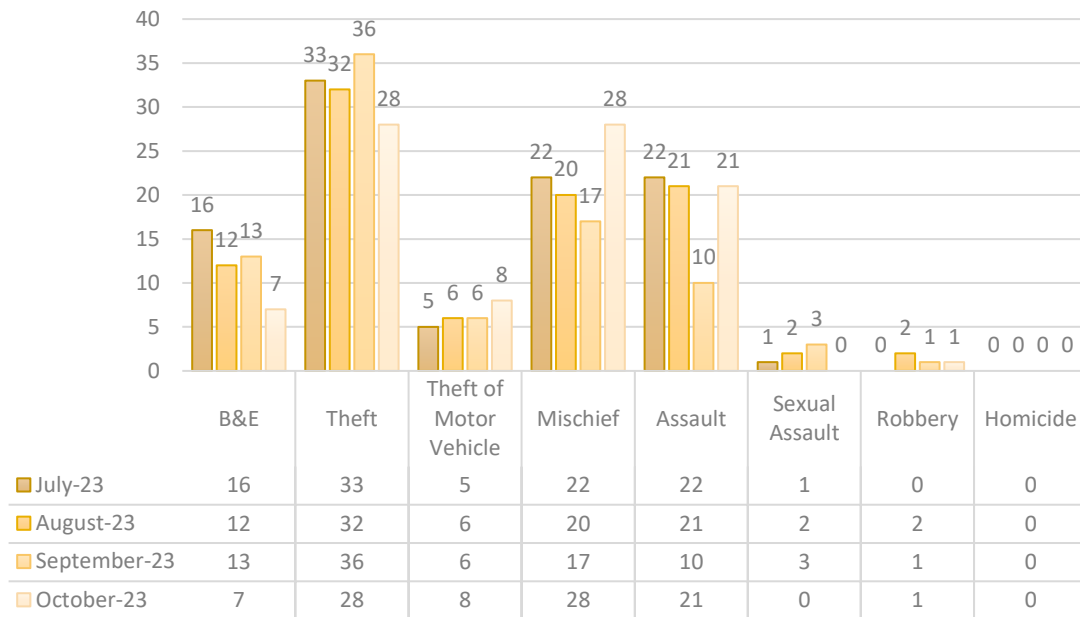
Barb Fowler
Crime Analyst



Scott Sveinbjornson
Sgt. I/C Major Crimes Unit

Eight Crime Indicators – October 2023

Number of Occurrences for these 8 Crime Types



2023 Monthly Total of the Eight Crime Indicators:

January	73	February	45	March	74
April	75	May	99	June	78
July	99	August	95	September	86
October	93				

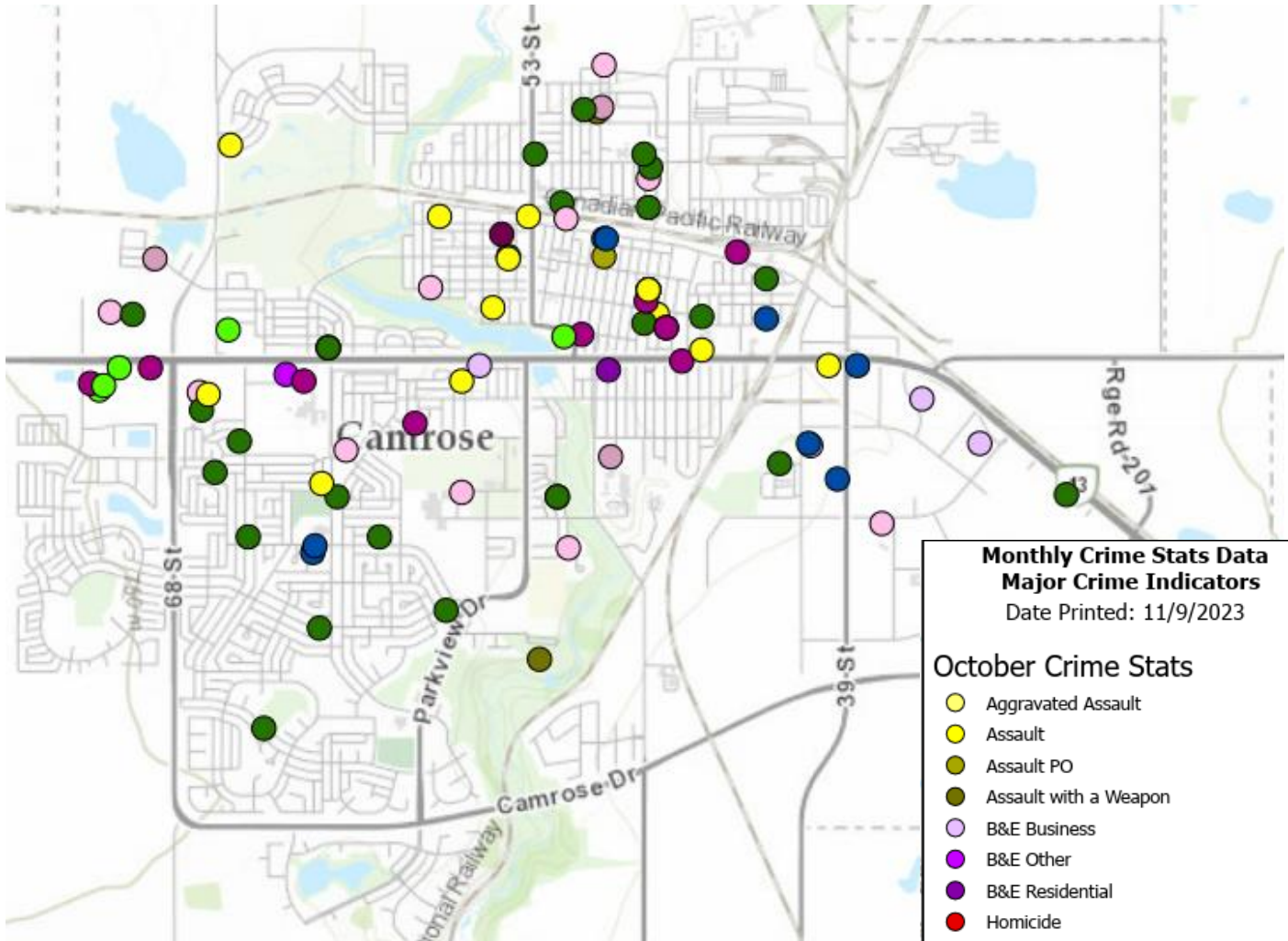
Overview:

The statistic for the eight crime indicators for October, 2023, recorded an 8% increase (or 7 reported occurrences) from the September, 2023 statistic, and is 13% higher than the five-year average for October. Significant increases were captured in the categories of mischief and assault.

A review of the mischief occurrences revealed 10 occurrences involved damage to residences (3 involving domestic violence), 9 occurrences involved damaged vehicles (2 involving domestic violence), and 3 occurrences of youths knocking on residential doors and then fleeing. The majority of these occurrences occurred in zone B1, B2 and C2.

A review of the assault occurrences determined 9 occurrences involved intimate partner/familial violence, 6 occurrences of assault took place in public locations involving subjects known to each other, 1 occurrence took place at a school and 1 occurrence of assault police officer.

October 2023 Eight Crime Indicators Map



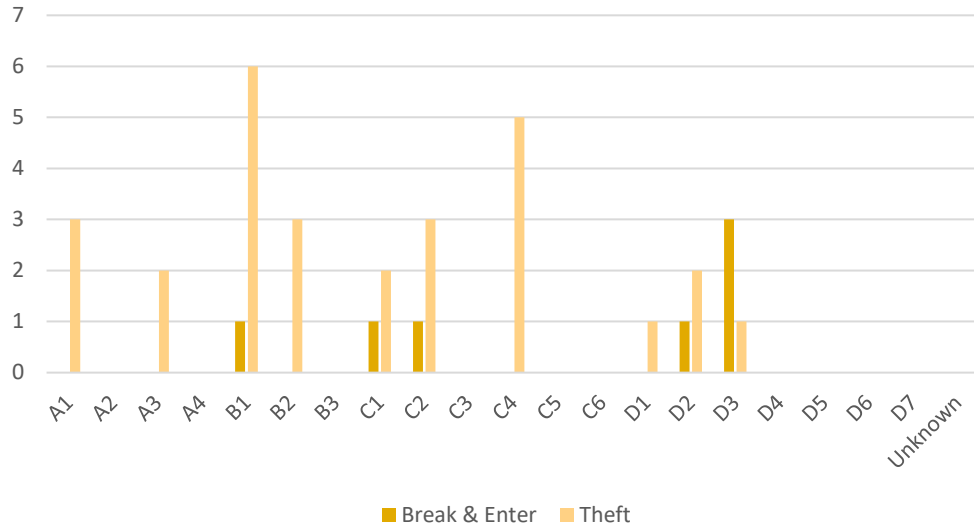
Monthly Crime Stats Data
Major Crime Indicators
 Date Printed: 11/9/2023

October Crime Stats

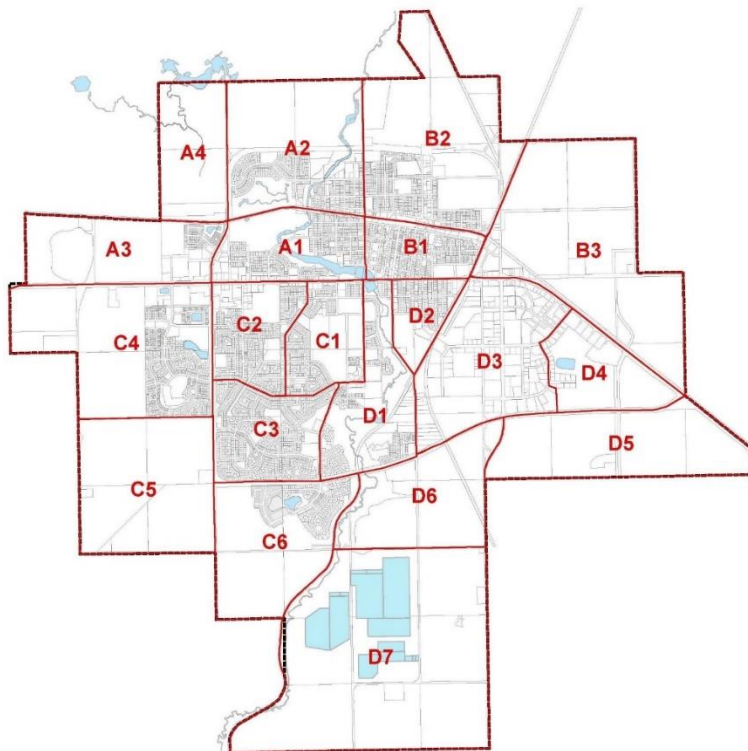
- Aggravated Assault
- Assault
- Assault PO
- Assault with a Weapon
- B&E Business
- B&E Other
- B&E Residential
- Homicide
- Mischief
- Robbery
- Sexual Assault
- Shoplifting
- Theft from MV
- Theft from Other
- Other Thefts Under \$5000
- Other Thefts Over \$5000
- Theft of Bicycle
- Theft of MV Car
- Theft of MV Other
- Theft of MV Truck

Occurrence Zones

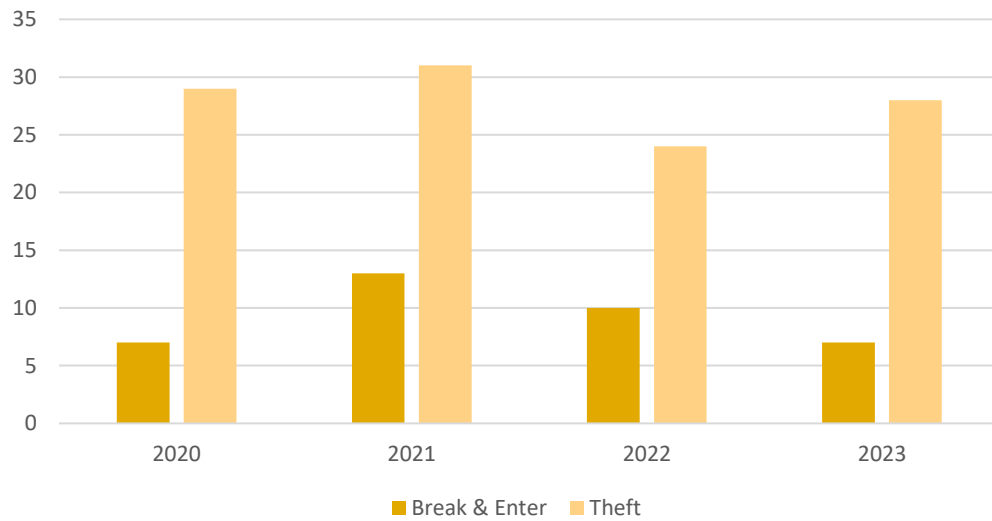
Break & Enter and Thefts – October 2023



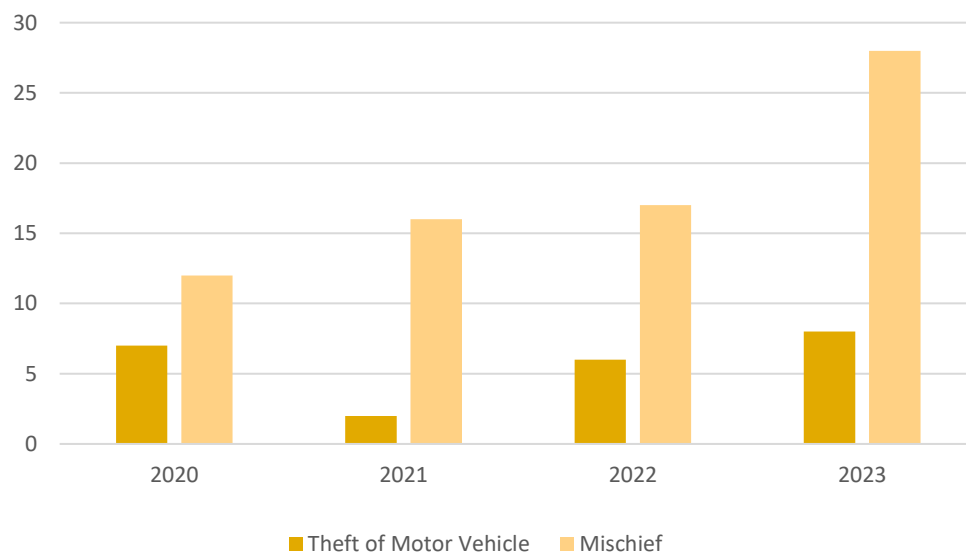
City Of Camrose



October 2020, 2021, 2022 & 2023 Break & Enter and Thefts



October 2020, 2021, 2022 & 2023 Theft of Motor Vehicle & Mischief



Theft of Motor Vehicles

Date Reported	Occurrence Area	Zone	Attempted/Completed	Vehicle	Recovered	Recovery Location	Locked/Unlocked
Oct 1	46 Ave & 41 St	D3	Completed	2007 Ford F350	Yes	Flagstaff County	Locked
Oct 7	48 Ave & 38 St	D3	Attempted	Unknown	N/A	N/A	Unknown
Oct 20	49 Ave & 42 St	B1	Attempted	2000 Dodge Ram	N/A	N/A	Locked
Oct 20	43 Ave & 62 St	C2	Attempted	2006 GMC Sierra	N/A	N/A	Unknown
Oct 20	42 Ave & 62 St	C2	Completed	2001 Dodge Dakota	Yes	Bashaw	Locked
Oct 23	45 Ave & 39 St	D3	Completed	1998 Dodge Ram	Yes	Flagstaff County	Locked
Oct 24	50 Ave & 50 St	B1	Completed	2001 Dodge Ram	Yes	Camrose	Locked
Oct 24	50 Ave & 50 St	B1	Attempted	2006 Chev Silverado	N/A	N/A	Unknown

“Mandatory Alcohol Screening” (MAS) Statistics

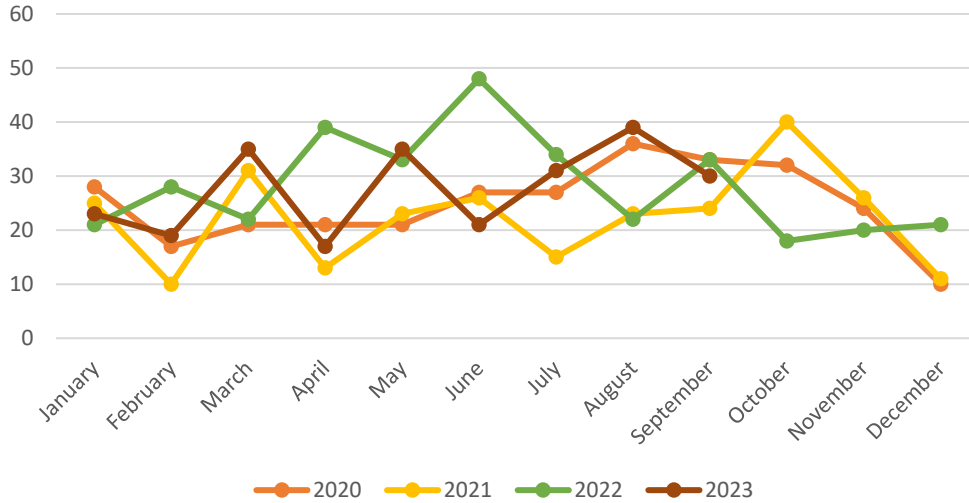
In the month of October, 2023, fifteen (15) MAS tests were conducted, which resulted in two (2) charges being laid under the Intermediate Roadside Suspensions (IRS). There were no charges under the Alberta Zero Alcohol Tolerance (AZAT) for graduated drivers, and one (1) 24-hour suspensions issued. There was also no impaired by alcohol or drug occurrence.

Drug Impaired Driving Tests

During the month of October, 2023 there were no Standard Field Sobriety Tests (SFST) or Drug Recognition Evaluation Tests (DRE) conducted.

Crimes Against Persons

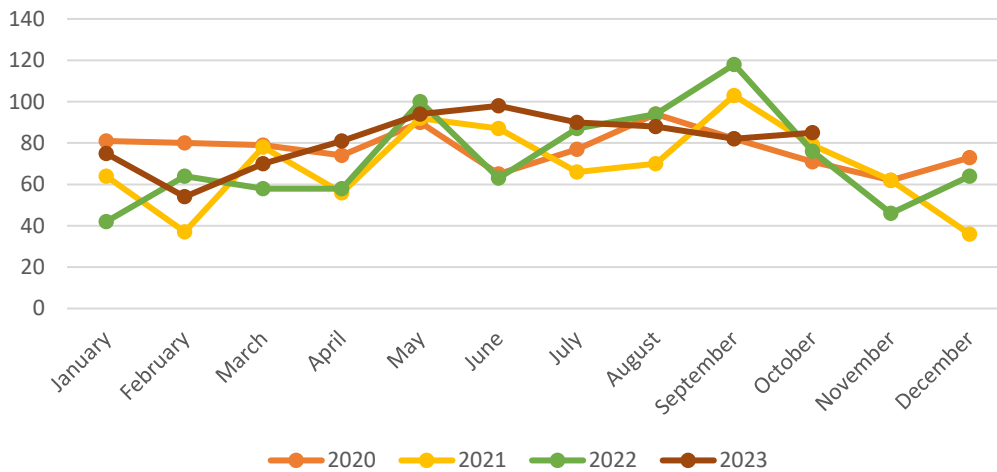
5 Year Monthly Average – 30



The total number of Crimes against Persons was 38 in October of 2023, compared to 18 in October of 2022, 40 in October of 2021 and 32 in October of 2020.

Crimes Against Property

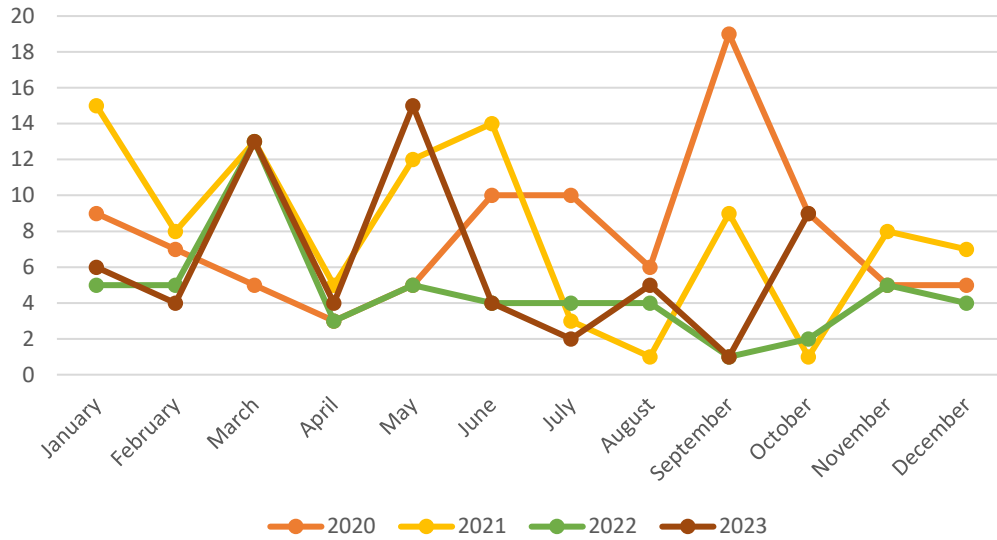
5 Year Monthly Average – 83



The total number of Crimes against Property in October, 2023 was 85, compared to 76 in October of 2022, 79 in October of 2021, and 71 in October of 2020.

Drug Occurrences

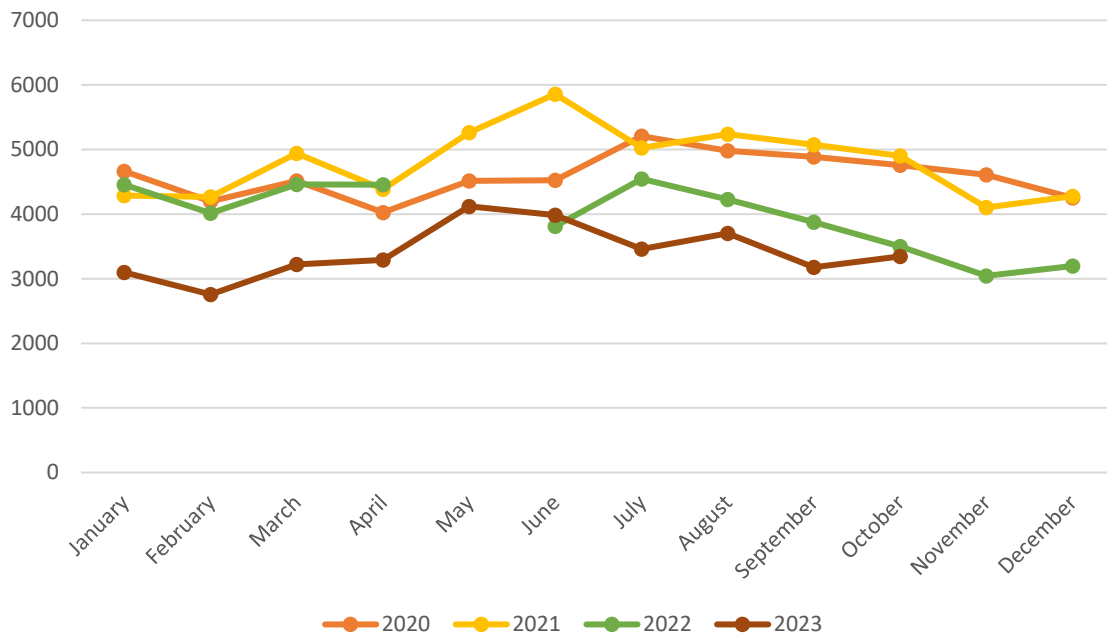
5 Year Monthly Average – 6



There were 9 drug offence occurrences in October of 2023, compared to 2 occurrences in October, 2022, 1 occurrence in October, 2021 and 9 occurrences in October of 2020.

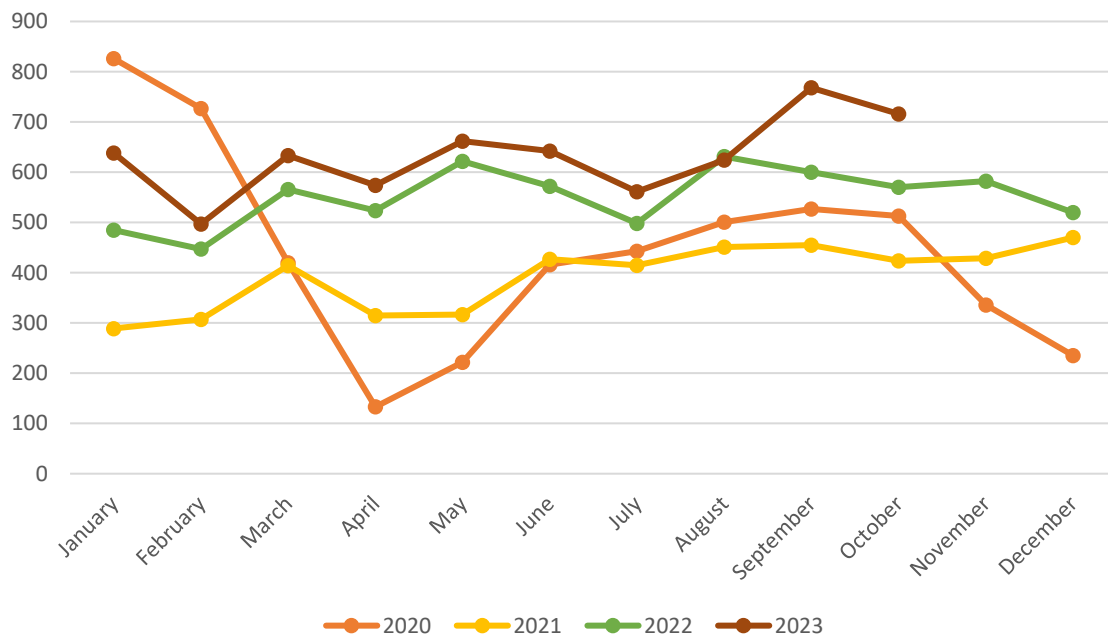
Calls Received by Communications

	Jan 2023	Feb 2023	March 2023	April 2023	May 2023	June 2023	July 2023	Aug 2023	Sept 2023	Oct 2023
Comm 1	1163	1012	1210	1154	1495	1432	1161	1315	1260	1275
Comm 2	1153	1067	1297	1292	1556	1548	1430	1448	1182	1222
911 Calls	780	677	712	843	1069	1003	870	940	736	846
Totals	3096	2756	3219	3289	4120	3983	3461	3703	3178	3343



Front Counter Customers

	April 2023	May 2023	June 2023	July 2023	Aug 2023	Sept 2023	Oct 2023
MVC	33	38	24	32	26	37	41
MVC Report Pick Up	11	11	2	1	3	2	6
PIC	10	22	27	21	26	37	28
PIC Inquires	53	68	84	60	68	95	60
PIC Pick Up	140	138	128	126	155	173	174
Deliveries/Mail	42	48	54	47	41	54	53
Ident	4	1	1	7	7	4	7
Subpoenas/Summons	6	5	9	5	2	5	6
Questions	75	51	97	66	94	111	98
RCMP Referral	9	10	15	8	15	26	14
Statements	25	24	31	20	18	21	24
Complaints	73	96	75	74	71	92	83
Guests	17	33	19	26	4	29	23
Contractors/Maintenance	3	4	2	2	5	7	2
Other	73	113	74	66	89	75	97
Totals	574	662	642	561	624	764	716

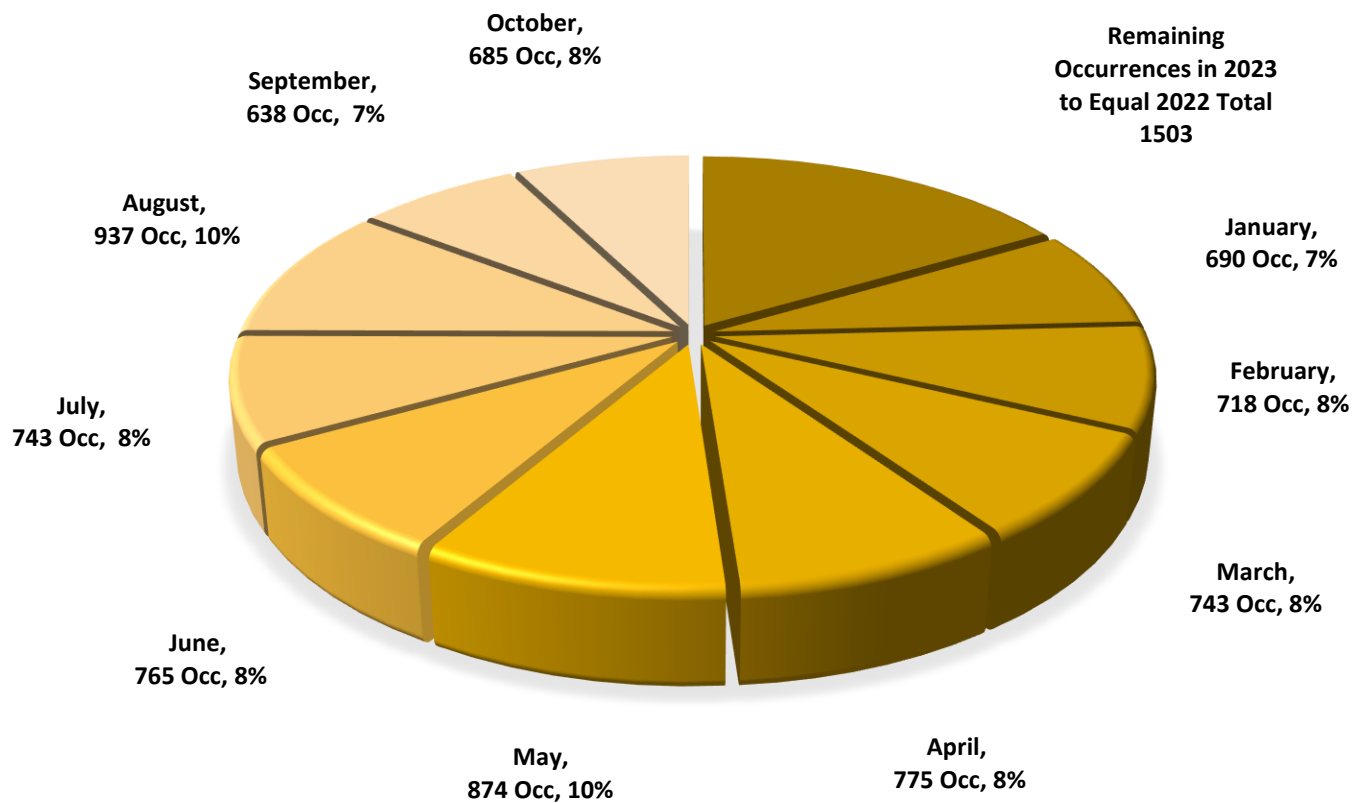


Number of Occurrences

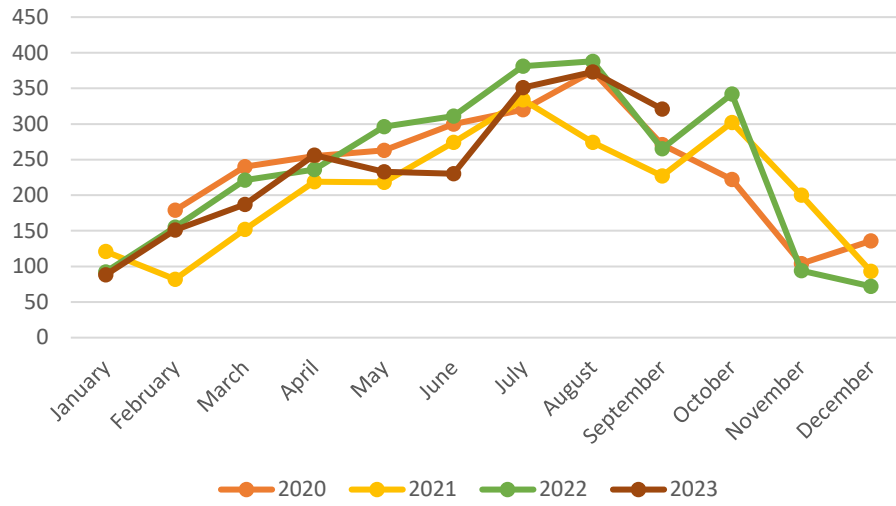
	April 2023	May 2023	June 2023	July 2023	Aug 2023	Sept 2023	Oct 2023
Dispatched	386	444	426	412	435	375	407
Online Reporting	3	9	9	7	6	8	2
Total Occurrences	775	874	765	743	937	638	685

2023 Occurrences

2022 Occurrences = 9071



Intersection Safety Device Tickets



The Intersection Safety Device located at 68 Street & 48 Avenue was effective from February 1, 2020.

Monthly Comparisons

Crimes Against Persons					
	Compared to same month last year	2022 Yr Total	Oct 2022	Oct 2023	5 Yr Monthly Average for October
Homicide	↔	0	0	0	0
Robbery	↑	2	0	1	0
Sexual Assault	↓	20	2	0	1
Assault	↑	178	11	21	15
Criminal Harassment	↑	16	0	2	1
Uttering Threats	↑	62	4	7	8
	Compared to same month last year	2022 Yr Total	Oct 2022	Oct 2023	5 Yr Monthly Average for October
Break and Enter	↓	95	10	7	9
Business	↓	40	6	4	4
Residential	↓	22	3	2	3
Other (Detached Garden Shed)	↑	33	1	1	2
Theft of Motor Vehicles	↑	79	6	8	6
Car	↓	9	1	0	1
Truck/SUV	↑	59	4	8	5
Motorcycle	↓	3	1	0	0
Other (Van, ATV, Snowmobile, boat, etc)	↔	8	0	0	0
Theft Over \$5,000	↑	10	0	1	1
Theft from Motor Vehicles	↔	6	0	0	0
Shoplifting Over \$5,000	↔	0	0	0	0
Other Thefts Over \$5,000	↑	4	0	1	1
Thefts Under \$5,000	↑	343	24	27	28
Thefts from Motor Vehicles	↑	98	6	9	6
Shoplifting Under \$5,000	↓	128	8	5	9
Other Thefts Under \$5,000	↑	117	10	13	13

Monthly Comparisons (cont'd)

Crimes Against Property Continued					
	Compared to same month last year	2022 Yr Total	Oct 2022	Oct 2023	5 Yr Monthly Average for October
Mischief	↑	167	17	28	21
Frauds	↑	103	8	9	10
Credit Card	↔	5	0	0	0
General Fraud	↑	94	7	9	9
Forgery & Uttering	↓	4	1	0	1
Other (Personation, etc.)	↔	0	0	0	0
Drug Offences					
	Compared to same month last year	2022 Yr Total	Oct 2022	Oct 2023	5 Yr Monthly Average for October
Possession	↑	22	0	8	4
Cocaine	↔	3	0	0	1
Methamphetamine	↑	14	0	5	2
Other	↑	5	0	3	1
Trafficking/Possession for the Purpose of Trafficking	↓	31	2	1	2
Cocaine	↔	10	1	1	1
Methamphetamine	↔	14	0	0	1
Other	↓	7	1	0	0