

Monthly Crime Report

March 2023



March 2023 Crime Report

Purpose:

The purpose of this report is to provide an analysis of crime and other police activities that occurred in the City of Camrose in the month of March, 2023. The information is captured through Police records management systems and daily stats collection.

Disclaimer:

Statistics gathered for this report are based on the best available information at the time of drafting, and could be subject to change based on files being under investigation, or being reported at a later date.

Completed by:



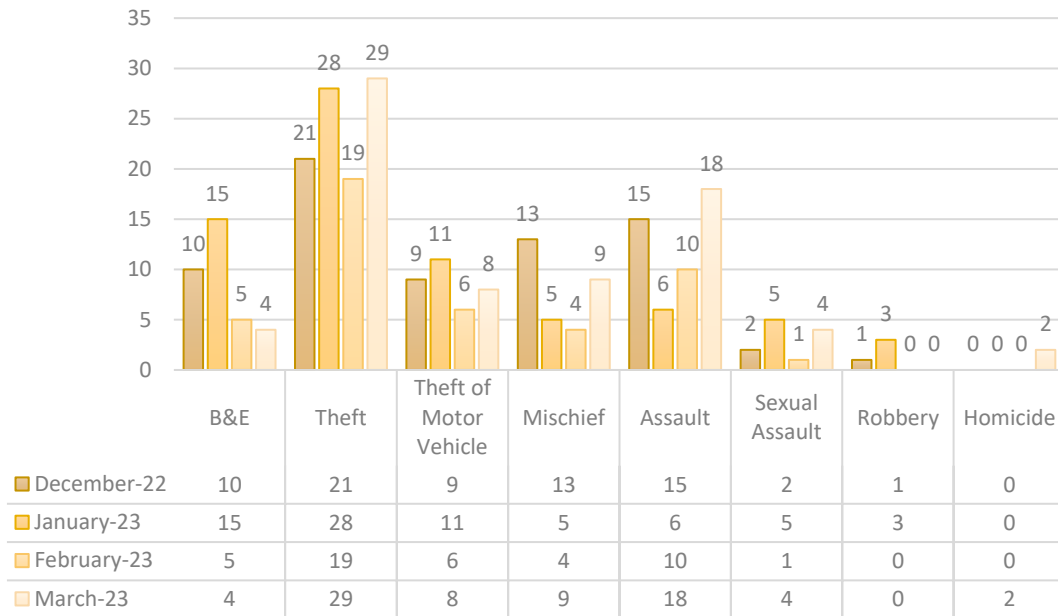
Barb Fowler
Crime Analyst



Scott Sveinbjornson
Sgt. I/C Major Crimes Unit

Eight Crime Indicators – March 2023

Number of Occurrences for these 8 Crime Types



2023 Monthly Total of the Eight Crime Indicators:

January 73 February 45 March 74

Overview:

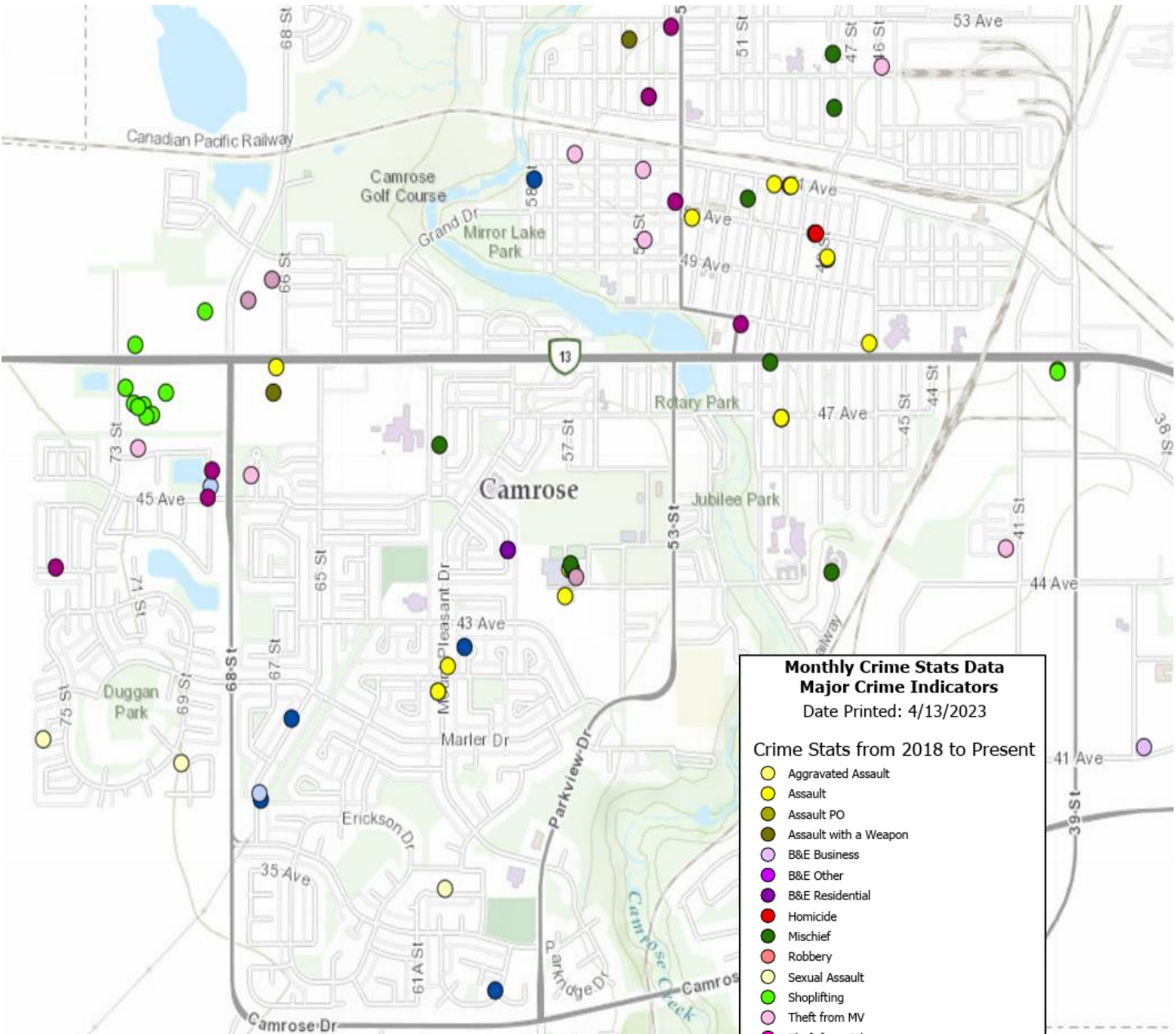
Even though the March, 2023 statistic of 74 reported occurrences recorded a vast increase of 64% (or 29 reported occurrences) from the February, 2023 total, this statistic is proportional to the five year average of 72 reported occurrences for the month of March.

The category of Sexual Assault recorded an increase in the March, 2023 statistic from the February, 2023 datum, however two of the reported occurrences were historic in nature, along with two reported occurrences where the victim/suspect are known to each other.

The category of Theft also registered an increase in the March, 2023 statistic from the February, 2023 statistic and can mostly be attributed to a series of theft from mail occurrences along with reports of theft of catalytic converters and an oxygen sensor from parked vehicles.

The monthly total for the category of Homicide increased as a result of an occurrence where an adult male suspect discharged a firearm at a moving vehicle which had two occupants.

March 2023 Eight Crime Indicators Map



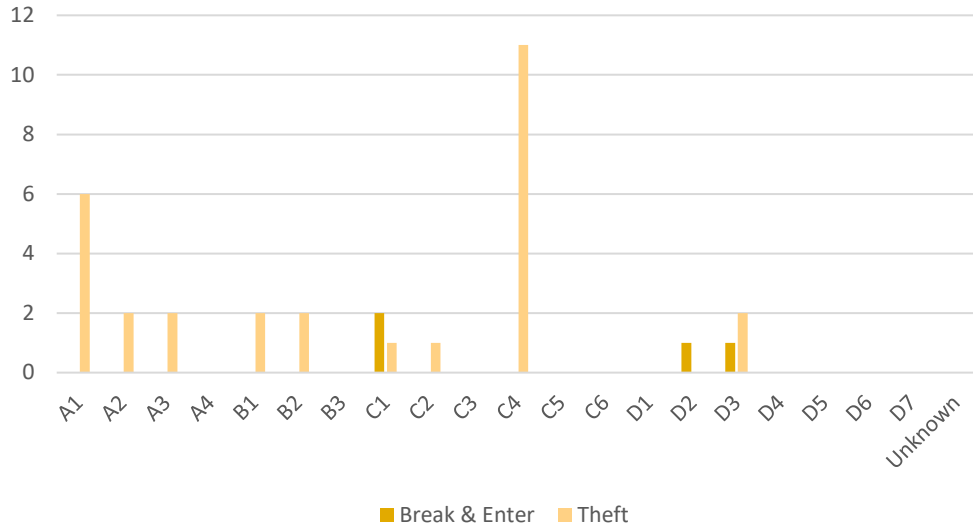
Monthly Crime Stats Data
Major Crime Indicators
 Date Printed: 4/13/2023

Crime Stats from 2018 to Present

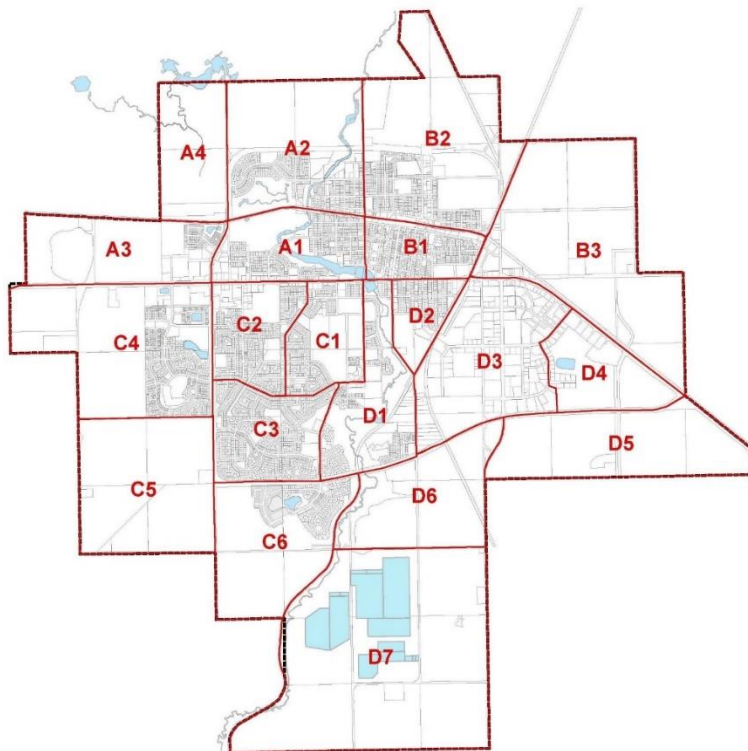
- Aggravated Assault
- Assault
- Assault PO
- Assault with a Weapon
- B&E Business
- B&E Other
- B&E Residential
- Homicide
- Mischief
- Robbery
- Sexual Assault
- Shoplifting
- Theft from MV
- Theft from Other
- Other Thefts Under \$5000
- Other Thefts Over \$5000
- Theft of Bicycle
- Theft of MV Car
- Theft of MV Other
- Theft of MV Truck

Occurrence Zones

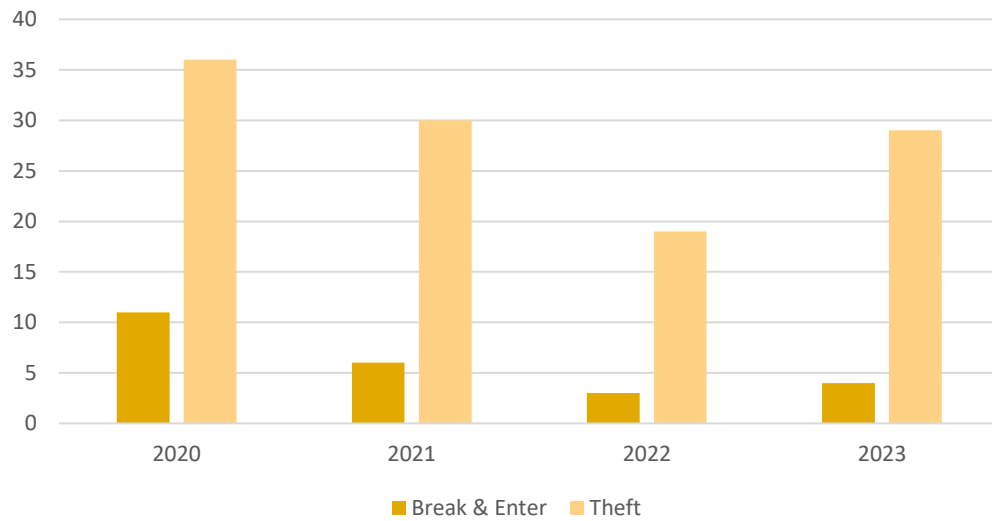
Break & Enter and Thefts – March 2023



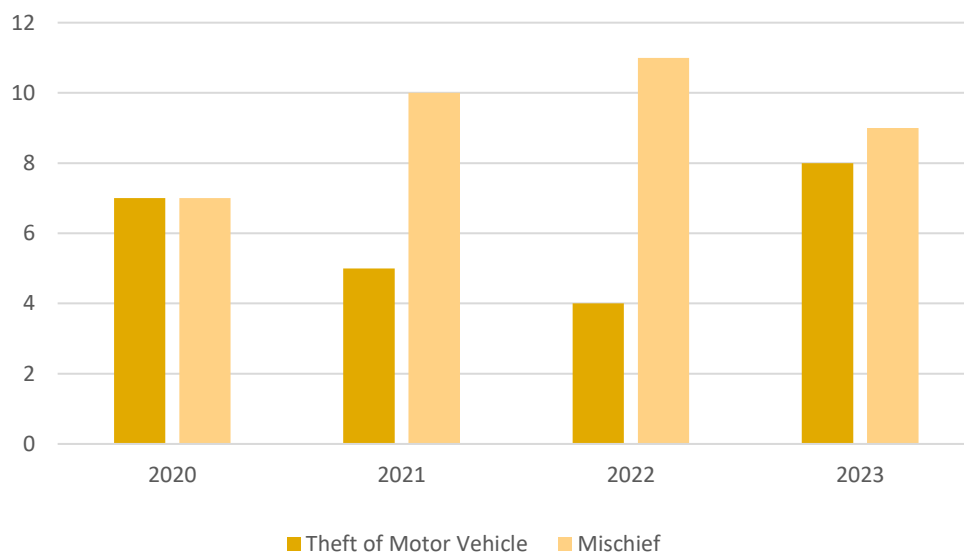
City Of Camrose



March 2020, 2021, 2022 & 2023 Break & Enter and Thefts



March 2020, 2021, 2022 & 2023 Theft of Motor Vehicle & Mischief



Theft of Motor Vehicles

Date Reported	Occurrence Address	Zone	Attempted/Completed	Vehicle	Recovered	Recovery Location	Locked/Unlocked
March 1	4505 – 69 Street	C4	Completed	2011 Chev Malibu	Yes	Camrose County	Unknown
March 2	5013 – 58 Street	A1	Completed	2003 Chev Silverado	Yes	Viking	Locked
March 3	4212 – 60 Street	C2	Attempted	1999 GMC Sierra	N/A	N/A	Locked
March 6	5018 – 54 Street	A1	Completed	2001 Dodge Ram	Yes	Camrose	Unknown
March 13	3727B – 66 Street	C3	Attempted	2005 Chev Impala	N/A	N/A	Locked
March 13	3725 – 66 Street	C3	Completed	1998 Dodge Ram	Yes	Stettler	Locked
March 13	3820 – 65 Street	C3	Attempted	2003 Cadillac Escalade	N/A	N/A	Locked
March 22	16 Edgewood Dr	C3	Completed	1996 Dodge Ram	Yes	Camrose	Locked

“Mandatory Alcohol Screening” (MAS) Statistics

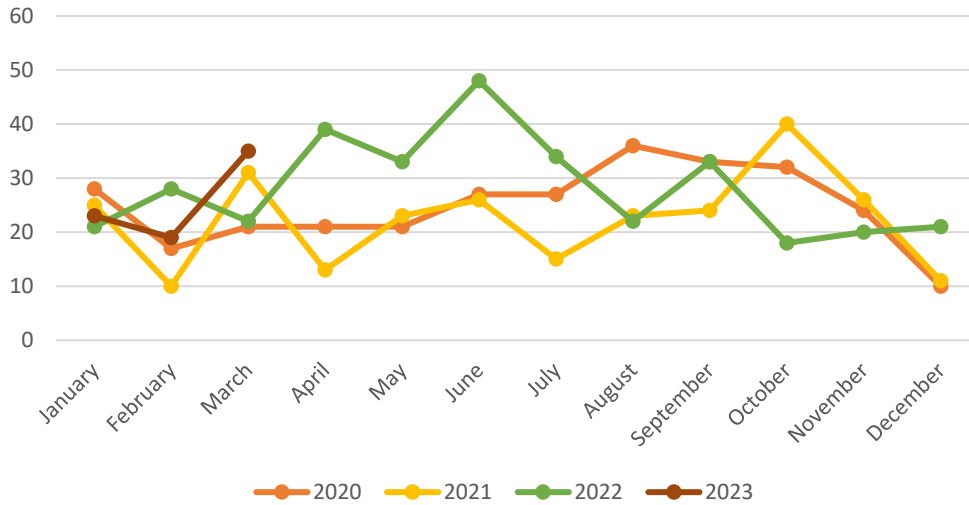
In the month of March, 2023, 40 MAS tests were conducted, which resulted in three (3) charges being laid under the Intermediate Roadside Suspensions (IRS). There were no charges under the Alberta Zero Alcohol Tolerance (AZAT) for graduated drivers, and two (2) 24 hour suspensions were issued. There were also no impaired by alcohol or drug occurrences.

Drug Impaired Driving Tests

During the month of March, 2023 there were no Standard Field Sobriety Tests (SFST) or Drug Recognition Evaluation Tests (DRE) conducted.

Crimes Against Persons

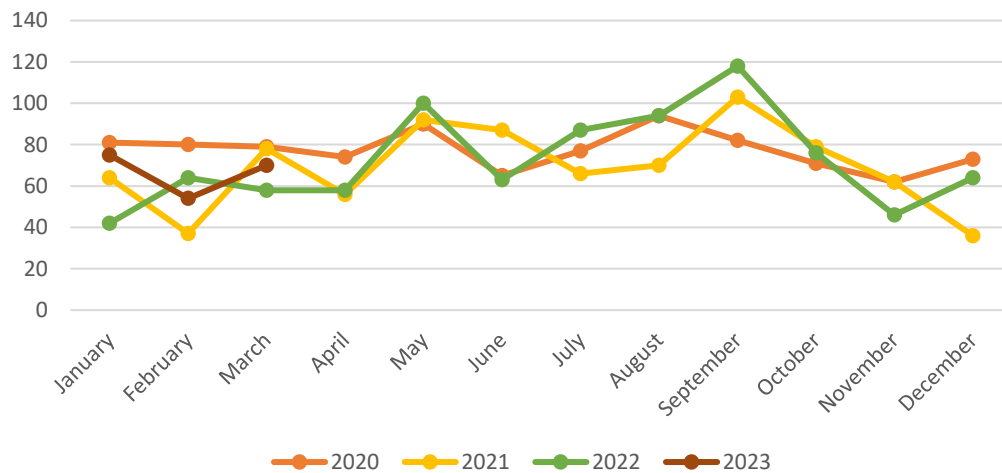
5 Year Monthly Average – 28



The total number of Crimes against Persons was 35 in March of 2023, compared to 22 in March of 2022, 31 in March of 2021 and 21 in March of 2020.

Crimes Against Property

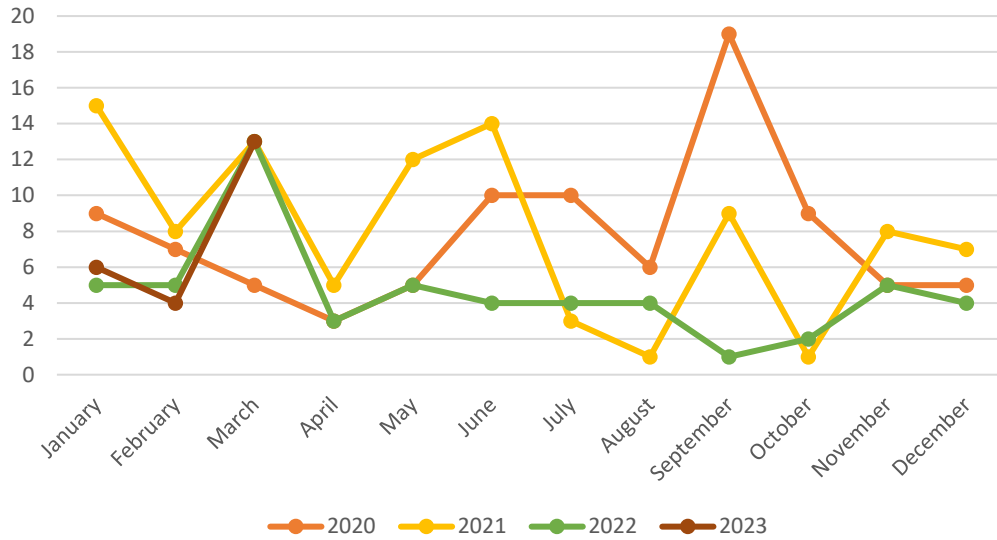
5 Year Monthly Average – 78



The total number of Crimes against Property in March, 2023 was 70, compared to 58 in March of 2022, 78 in March of 2021, and 79 in March of 2020.

Drug Occurrences

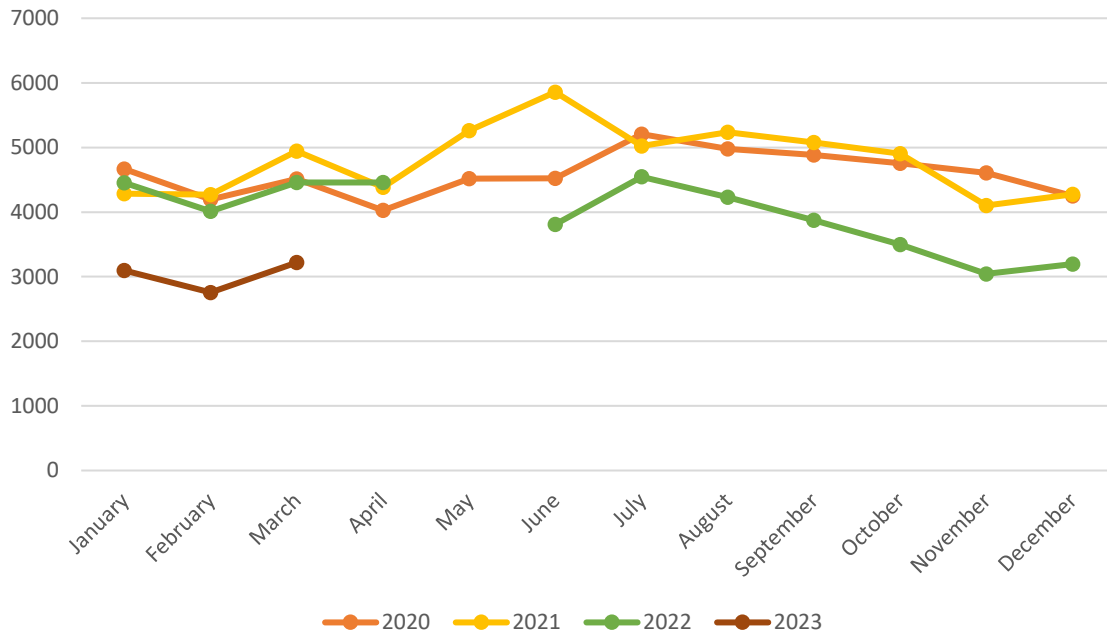
5 Year Monthly Average – 13



There were 13 drug offence occurrences in March of 2023, as well as 13 occurrences in both March of 2022 and March of 2021, and 5 occurrences in March of 2020.

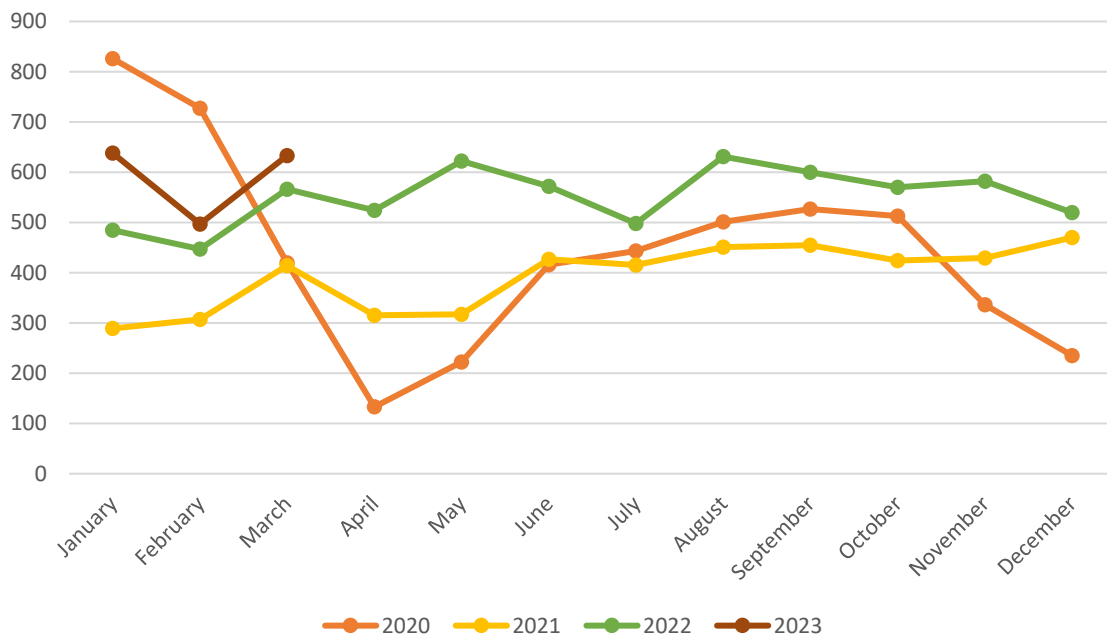
Calls Received by Communications

	Nov 2022	Dec 2022	Jan 2023	Feb 2023	March 2023
Comm 1	1132	1142	1163	1012	1210
Comm 2	1211	1254	1153	1067	1297
911 Calls	701	801	780	677	712
Totals	3044	3197	3096	2756	3219



Front Counter Customers

	Nov 2022	Dec 2022	Jan 2023	Feb 2023	March 2023
MVC	57	42	56	30	34
MVC Report P/U	12	16	20	10	4
PIC	35	26	25	9	14
PIC Inquires	55	53	62	50	69
PIC P/U	120	100	159	87	167
Deliveries/Mail	35	57	54	43	44
Ident	1	2	2	3	1
Subpoenas/Summons	7	2	6	5	3
Questions	49	47	54	55	50
RCMP Referral	14	23	20	20	15
Statements	6	12	10	9	17
Complaints	51	38	56	75	75
Guests	30	15	32	20	33
Contractors/Maintenance	9	4	4	2	5
Other	101	83	78	79	102
Totals	582	520	638	497	633

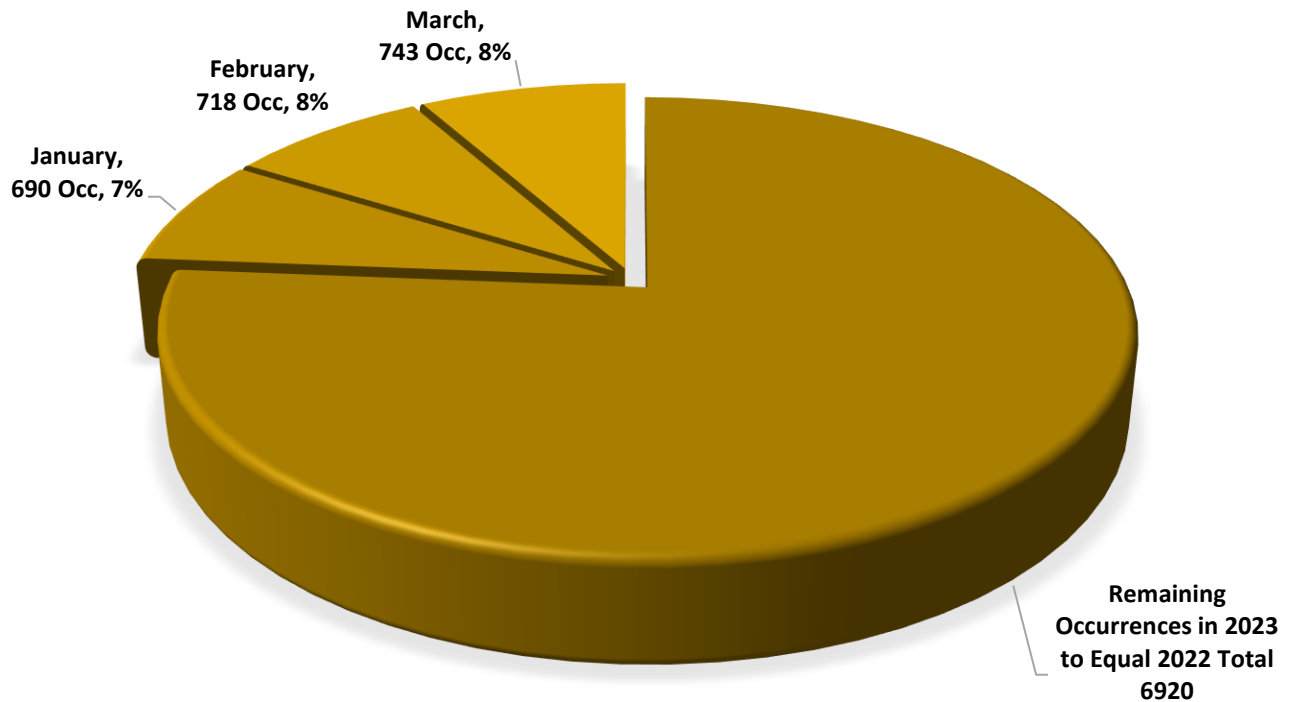


Number of Occurrences

	Nov 2022	Dec 2022	Jan 2023	Feb 2023	March 2023
Dispatched	280	321	294	284	326
Online Reporting	2	3	2	2	3
Total Occurrences	614	626	690	718	743

2023 Occurrences

2022 Occurrences = 9071

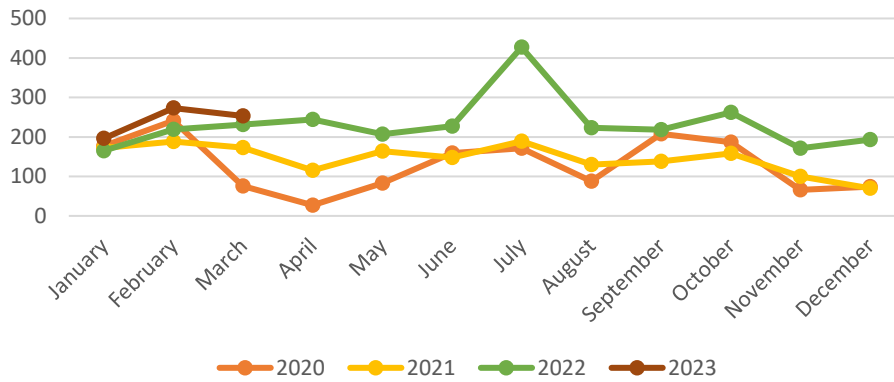


Tickets Issued

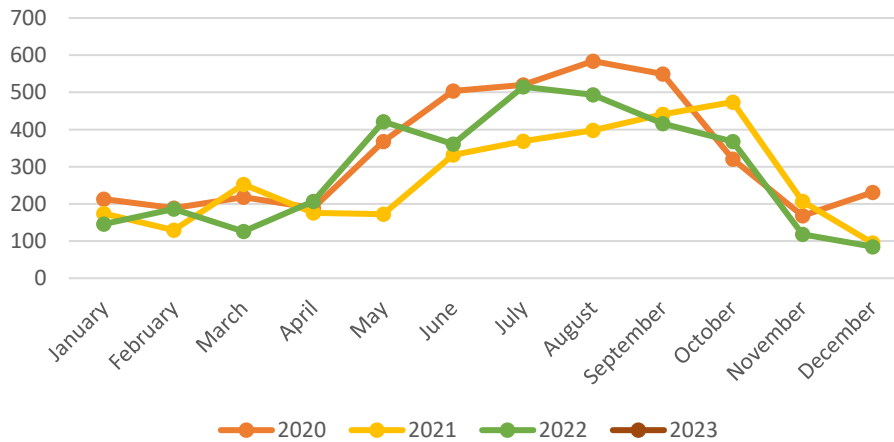
	Nov 2022	Dec 2022	Jan 2023	Feb 2023	March 2023
Violation Tickets	171	193	196	273	253
Mobile Electronic Enforcement	118	85	*	*	*
Intersection Safety Device	94	72	*	*	*
Total	383	350			

* = not available yet

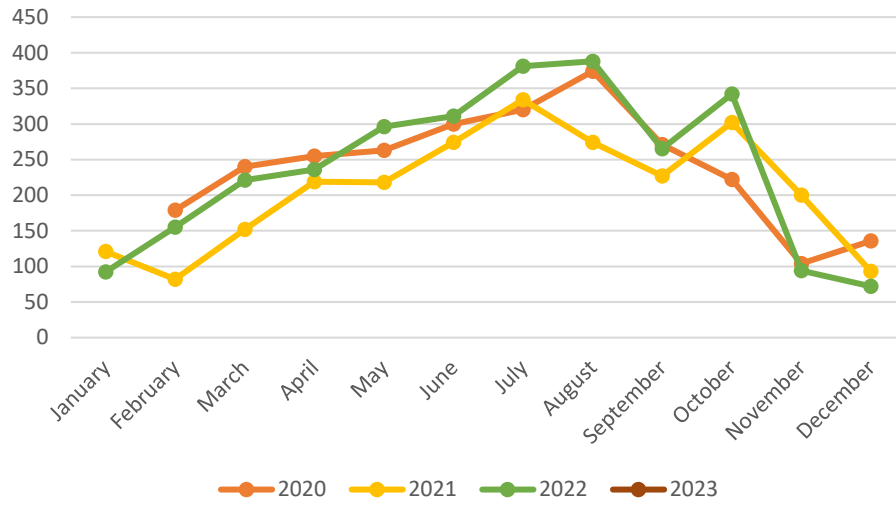
Violation Tickets



Mobile Electronic Enforcement Tickets



Intersection Safety Device Tickets



The Intersection Safety Device located at 68 Street & 48 Avenue was effective from February 1, 2020.

Monthly Comparisons

Crimes Against Persons					
	Compared to same month last year	2022 Yr Total	March 2022	March 2023	5 Yr Monthly Average for March
Homicide	↑	0	0	2	0
Robbery	↔	2	0	0	0
Sexual Assault	↑	20	0	4	2
Assault	↑	178	10	18	15
Criminal Harassment	↓	16	5	2	1
Uttering Threats	↓	62	5	2	4
	Compared to same month last year	2022 Yr Total	March 2022	March 2023	5 Yr Monthly Average for March
Break and Enter	↑	95	3	4	7
Business	↑	40	0	1	3
Residential	↑	22	1	2	2
Other (Detached Garden Shed)	↓	33	2	1	2
Theft of Motor Vehicles	↑	79	4	8	6
Car	↑	9	0	2	1
Truck/SUV	↑	59	4	6	4
Motorcycle	↔	3	0	0	0
Other (Van, ATV, Snowmobile, boat, etc)	↔	8	0	0	1
Theft Over \$5,000	↓	10	1	0	1
Theft from Motor Vehicles	↔	6	0	0	0
Shoplifting Over \$5,000	↔	0	0	0	0
Other Thefts Over \$5,000	↓	4	1	0	1
Thefts Under \$5,000	↑	343	18	29	30
Thefts from Motor Vehicles	↑	98	4	7	7
Shoplifting Under \$5,000	↑	128	9	10	14
Other Thefts Under \$5,000	↑	117	5	12	9

Monthly Comparisons (cont'd)

Crimes Against Property Continued						
		Compared to same month last year	2022 Yr Total	March 2022	March 2023	5 Yr Monthly Average for March
Mischief		↓	167	11	9	10
Frauds		↓	103	13	11	14
	Credit Card	↑	5	0	1	1
	General Fraud	↓	94	13	10	13
	Forgery & Uttering	↔	4	0	0	0
	Other (Personation, etc.)	↔	0	0	0	0
Drug Offences						
		Compared to same month last year	2022 Yr Total	March 2022	March 2023	5 Yr Monthly Average for March
Possession		↑	22	2	8	7
	Cocaine	↑	3	1	4	2
	Methamphetamine	↑	14	1	4	3
	Other	↔	5	0	0	2
Trafficking/Possession for the Purpose of Trafficking		↓	31	11	0	6
	Cocaine	↓	10	7	0	2
	Methamphetamine	↓	14	2	0	2
	Other	↓	7	2	0	2