

Monthly Crime Report

December 2023



December 2023 Crime Report

Purpose:

The purpose of this report is to provide an analysis of crime and other police activities that occurred in the City of Camrose in the month of December, 2023. The information is captured through Police records management systems and daily stats collection.

Disclaimer:

Statistics gathered for this report are based on the best available information at the time of drafting, and could be subject to change based on files being under investigation, or being reported at a later date.

Completed by:



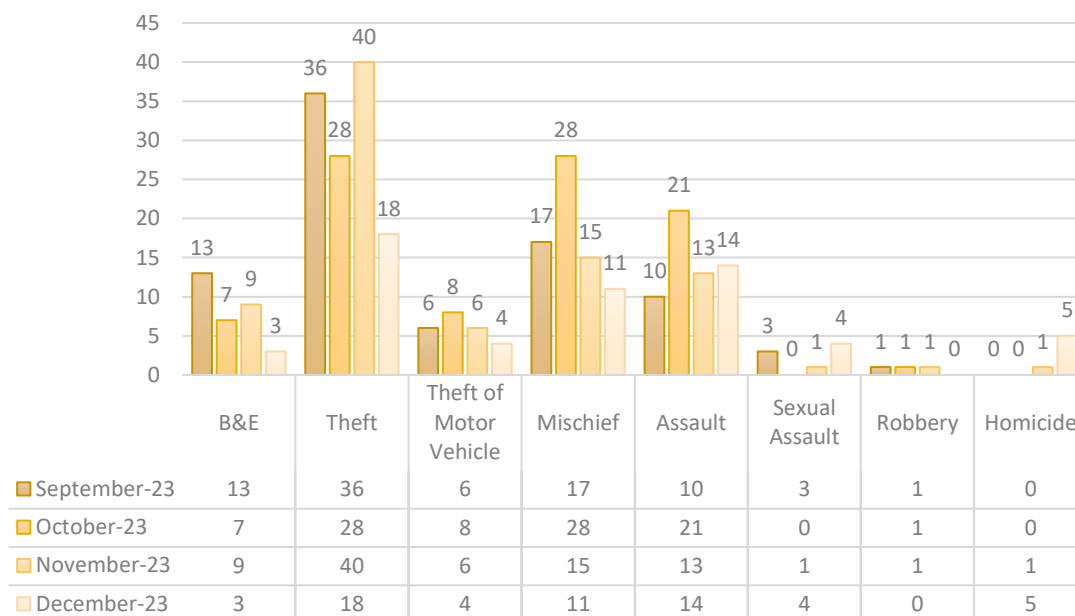
Barb Fowler
Crime Analyst



Scott Sveinbjornson
Sgt. I/C Major Crimes Unit

Eight Crime Indicators – December 2023

Number of Occurrences for these 8 Crime Types



2023 Monthly Total of the Eight Crime Indicators:

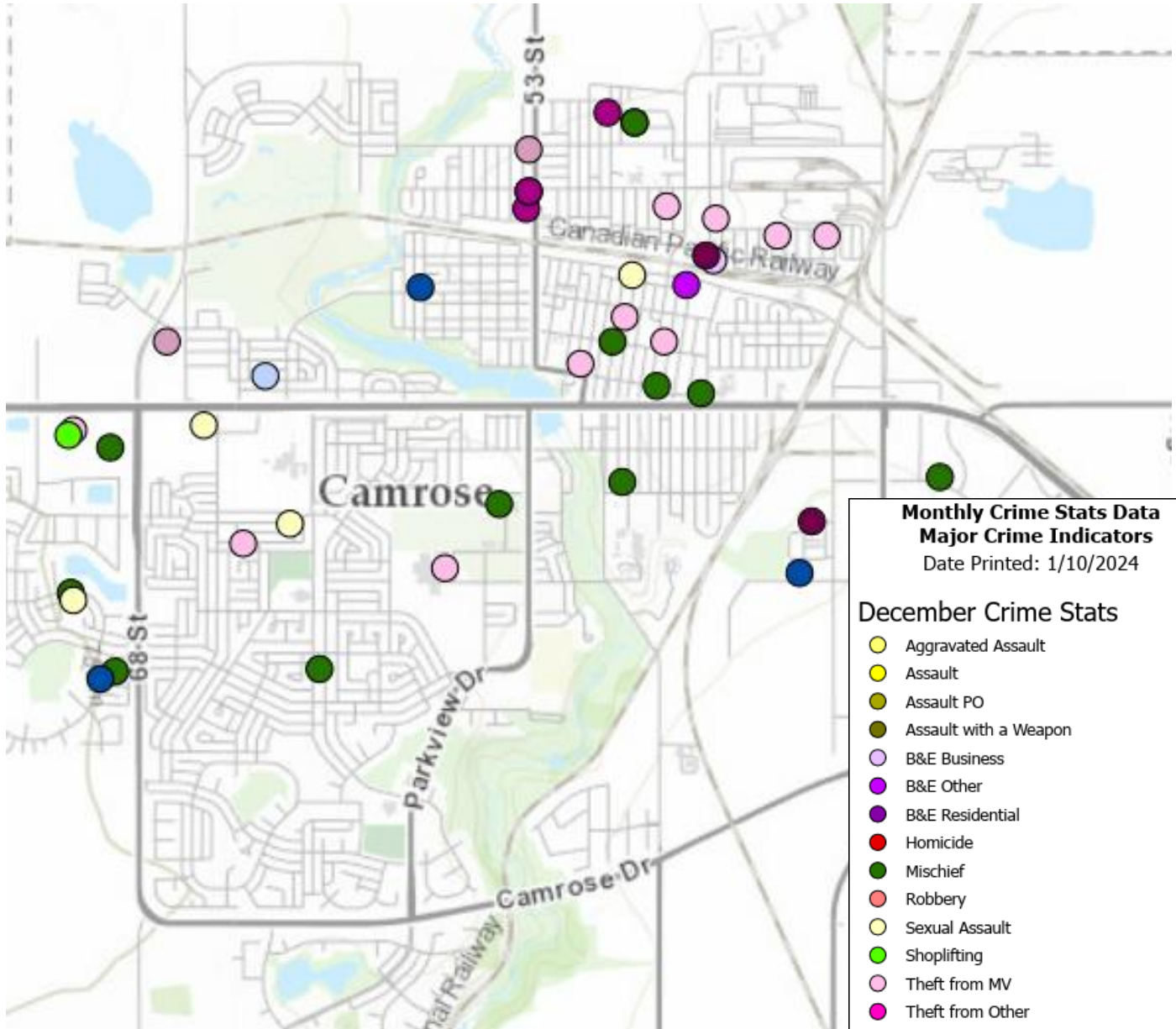
January	73	February	45	March	74
April	75	May	99	June	78
July	99	August	95	September	86
October	93	November	86	December	59

Overview:

The statistic for the eight crime indicators in December, 2023, recorded a 31% decrease from the November, 2023 statistic (or 27 reported occurrences), and is in line with the five-year average for December of 58 reported occurrences.

A pronounced increase is pointed out in the category of homicide, where as a result of one occurrence, five counts of attempted murder were laid during a familial dispute where the accused set fire to a mobile home.

December 2023 Eight Crime Indicators Map



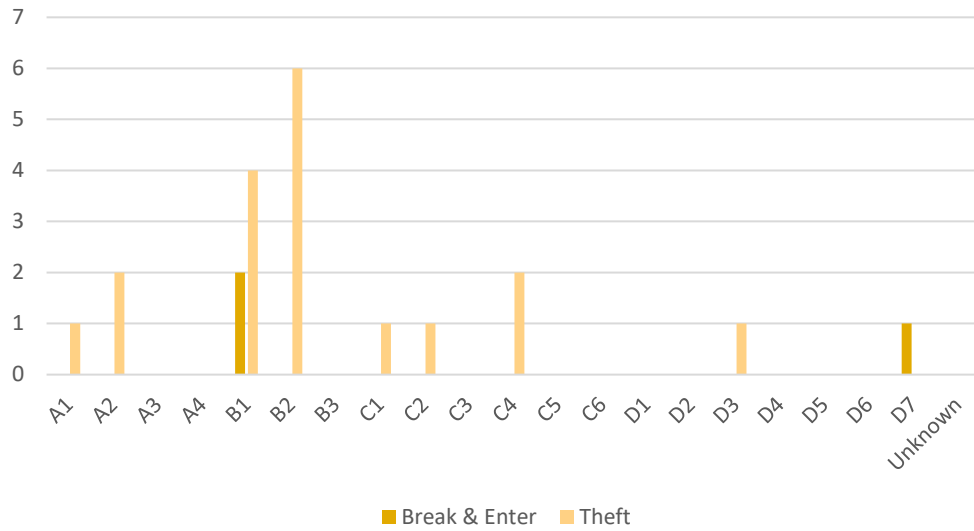
**Monthly Crime Stats Data
Major Crime Indicators**
Date Printed: 1/10/2024

December Crime Stats

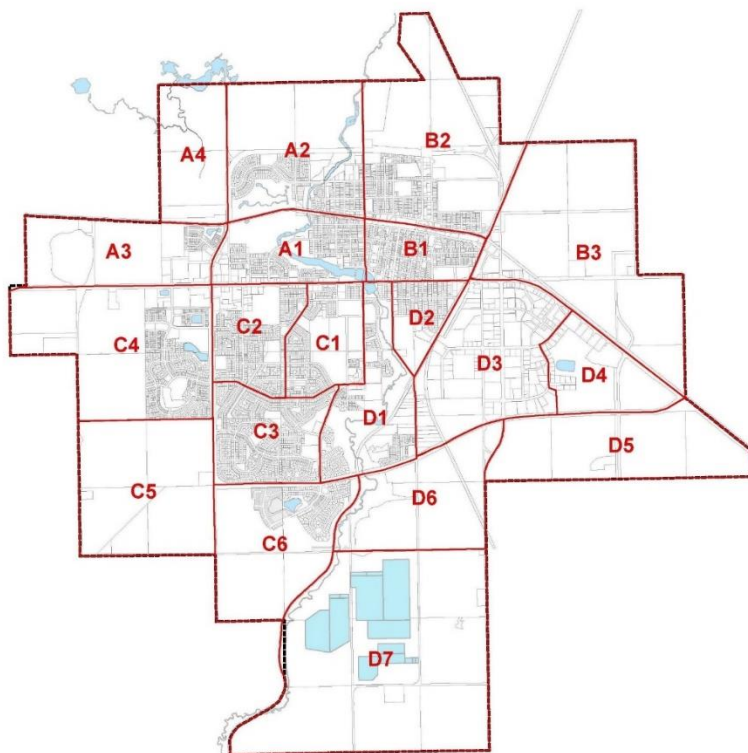
- Aggravated Assault
- Assault
- Assault PO
- Assault with a Weapon
- B&E Business
- B&E Other
- B&E Residential
- Homicide
- Mischief
- Robbery
- Sexual Assault
- Shoplifting
- Theft from MV
- Theft from Other
- Other Thefts Under \$5000
- Other Thefts Over \$5000
- Theft of Bicycle
- Theft of MV Car
- Theft of MV Other
- Theft of MV Truck

Occurrence Zones

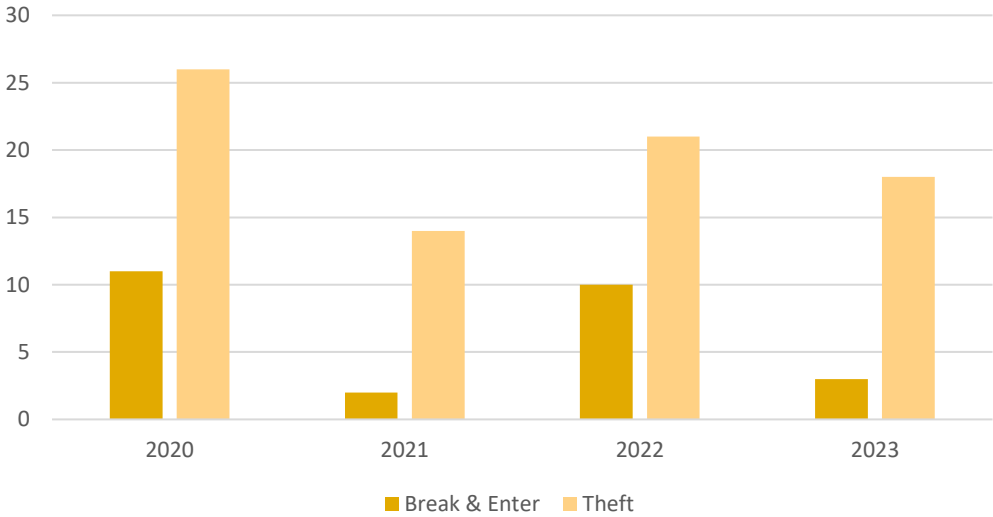
Break & Enter and Thefts – December 2023



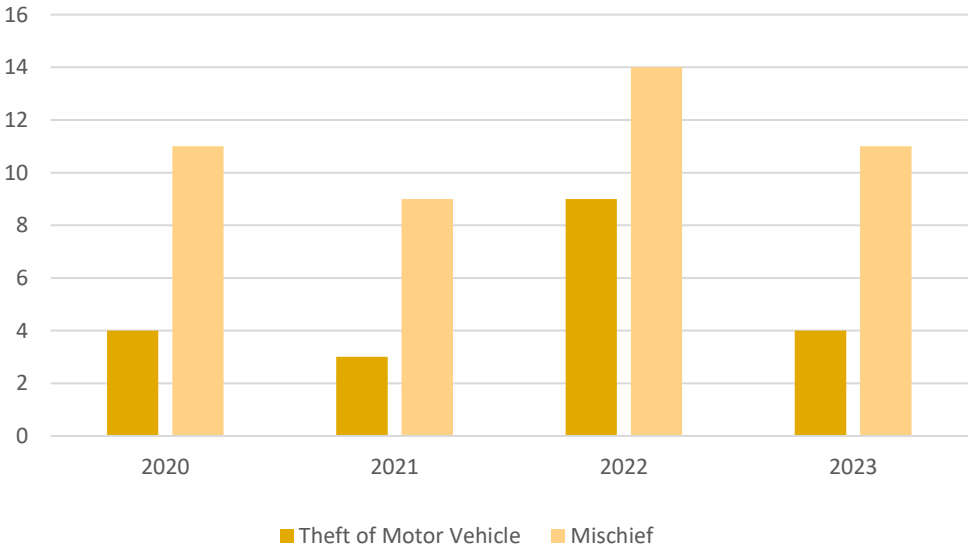
City Of Camrose



December 2020, 2021, 2022 & 2023 Break & Enter and Thefts



December 2020, 2021, 2022 & 2023 Theft of Motor Vehicle & Mischief



Theft of Motor Vehicles

Date Reported	Occurrence Area	Zone	Attempted/Completed	Vehicle	Recovered	Recovery Location	Locked/Unlocked
Dec 6	44 Ave & 41 St	D3	Completed	1997 Dodge Ram	No	N/A	Locked
Dec 8	50 Ave & 57 St	A1	Attempted	1994 GMC Sierra	N/A	N/A	Locked
Dec 13	48A Ave & 62 St	A1	Completed	2012 Chrysler 200	Yes	Viking area	Locked
Dec 23	40 Ave Cl & 68 St	C4	Completed	1998 Dodge Ram 2500	Yes	Estevan, SK	Locked

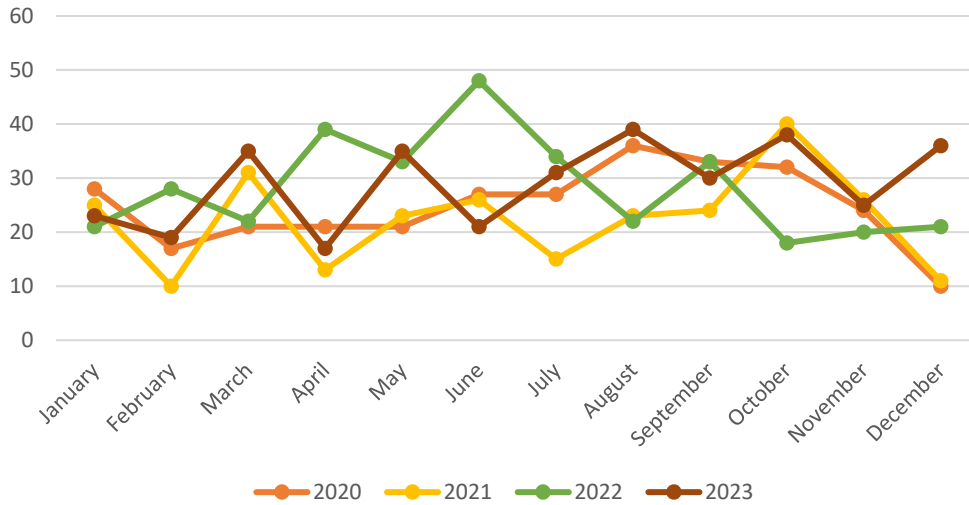
“Mandatory Alcohol Screening” (MAS) Statistics

In the month of December, 2023, two hundred and twelve (212) MAS tests were conducted, which resulted in seven (7) charges being laid under the Intermediate Roadside Suspensions (IRS). There were no charges under the Alberta Zero Alcohol Tolerance (AZAT) for graduated drivers, and no 24-hour suspensions issued. There was also no impaired by alcohol or drug occurrence.

Drug Impaired Driving Tests

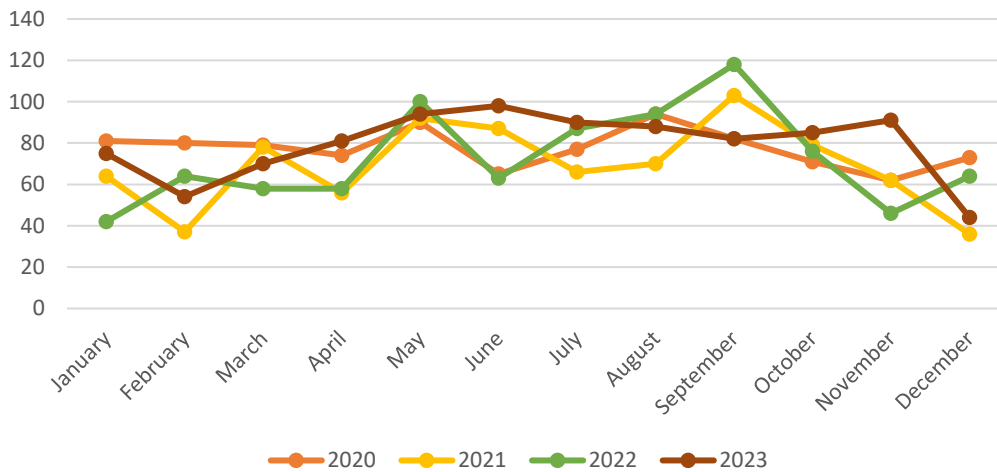
During the month of December, 2023 there were no Standard Field Sobriety Tests (SFST) or Drug Recognition Evaluation Tests (DRE) conducted.

Crimes Against Persons 5 Year Monthly Average – 20



The total number of Crimes against Persons was 36 in December of 2023, compared to 21 in December of 2022, 11 in December of 2021 and 10 in December of 2020.

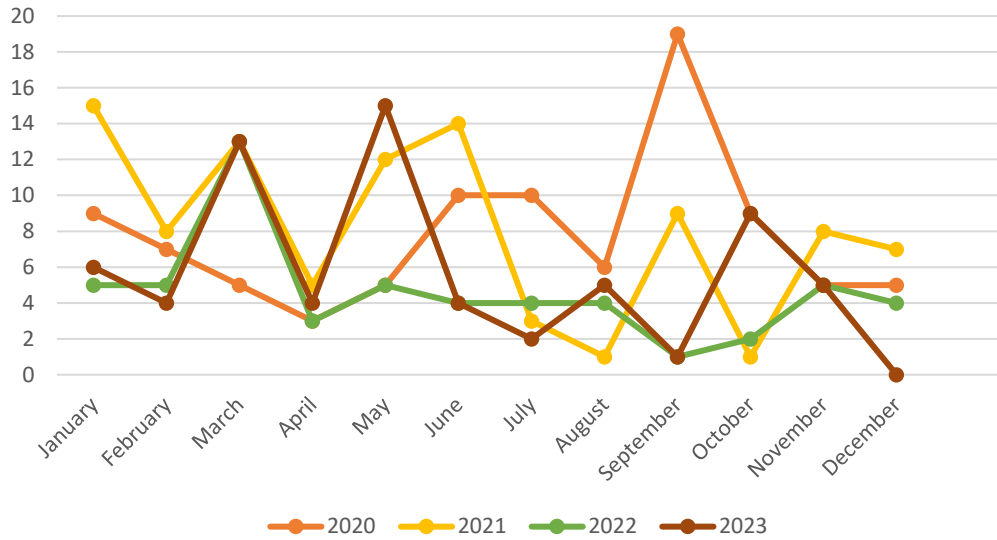
Crimes Against Property 5 Year Monthly Average – 58



The total number of Crimes against Property in December, 2023 was 44, compared to 64 in December of 2022, 36 in December of 2021 and 73 in December of 2020.

Drug Occurrences

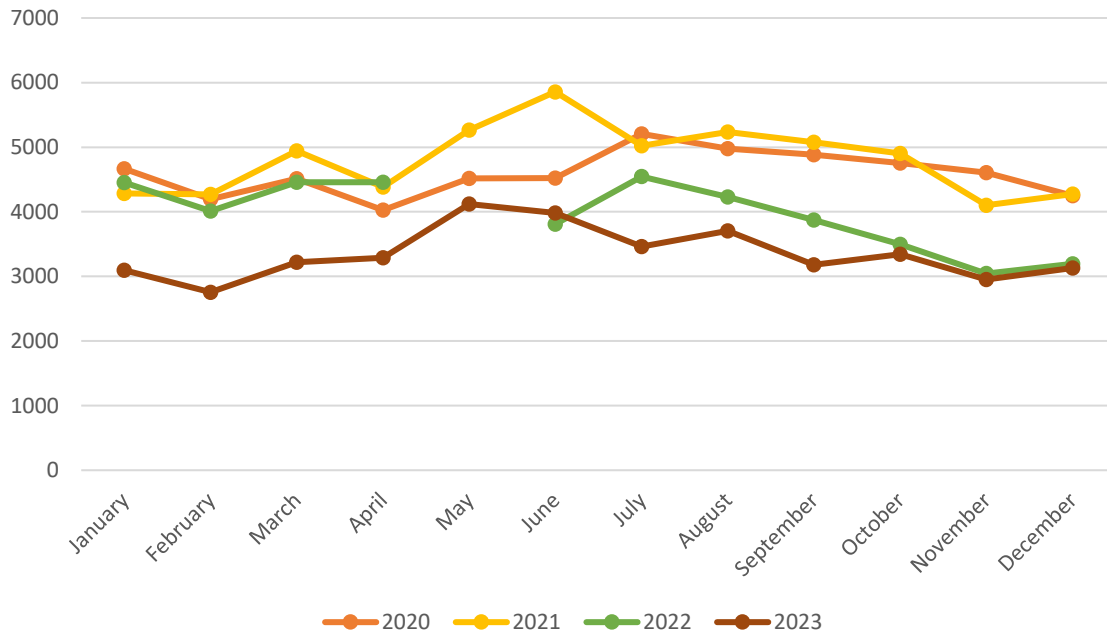
5 Year Monthly Average – 5



There were 0 drug offence occurrences in December of 2023, compared to 4 occurrences in December of 2022, 7 occurrences in December of 2021 and 5 occurrences in December of 2020.

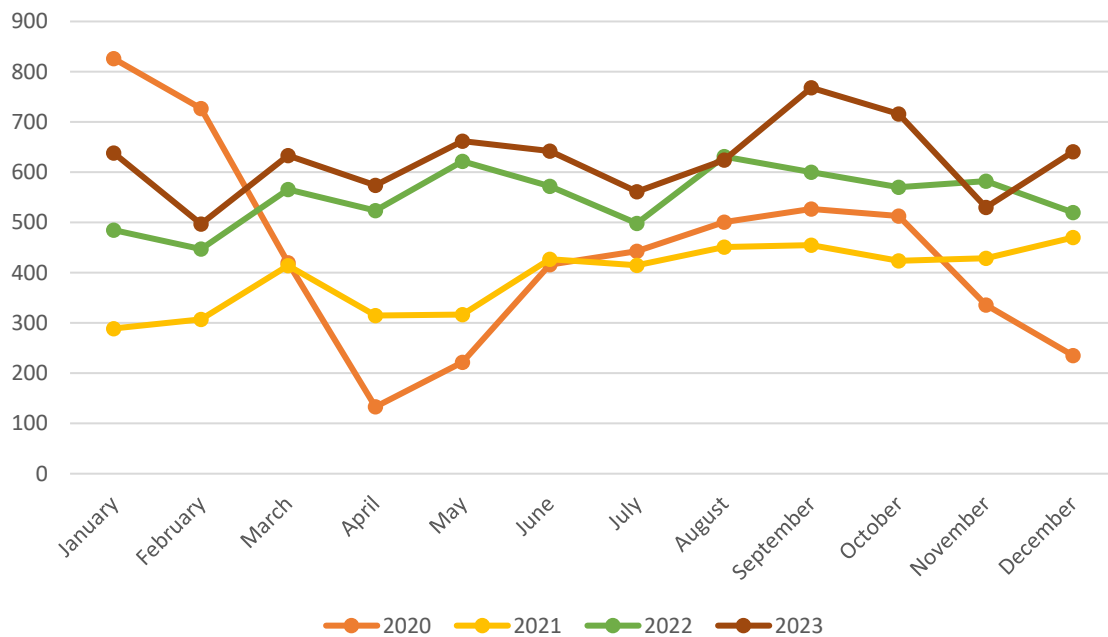
Calls Received by Communications

	Jan 2023	Feb 2023	March 2023	April 2023	May 2023	June 2023	July 2023	Aug 2023	Sept 2023	Oct 2023	Nov 2023	Dec 2023
Comm 1	1163	1012	1210	1154	1495	1432	1161	1315	1260	1275	1055	1118
Comm 2	1153	1067	1297	1292	1556	1548	1430	1448	1182	1222	1164	1190
911 Calls	780	677	712	843	1069	1003	870	940	736	846	731	820
Totals	3096	2756	3219	3289	4120	3983	3461	3703	3178	3343	2950	3128



Front Counter Customers

	April 2023	May 2023	June 2023	July 2023	Aug 2023	Sept 2023	Oct 2023	Nov 2023	Dec 2023
MVC	33	38	24	32	26	37	41	33	142
MVC Report Pick Up	11	11	2	1	3	2	6	1	8
PIC	10	22	27	21	26	37	28	24	27
PIC Inquires	53	68	84	60	68	95	60	52	53
PIC Pick Up	140	138	128	126	155	173	174	105	124
Deliveries/Mail	42	48	54	47	41	54	53	39	47
Ident	4	1	1	7	7	4	7	1	1
Subpoenas/Summons	6	5	9	5	2	5	6	3	1
Questions	75	51	97	66	94	111	98	91	67
RCMP Referral	9	10	15	8	15	26	14	15	16
Statements	25	24	31	20	18	21	24	19	13
Complaints	73	96	75	74	71	92	83	68	54
Guests	17	33	19	26	4	29	23	33	14
Contractors/Maintenance	3	4	2	2	5	7	2	0	1
Other	73	113	74	66	89	75	97	46	73
Totals	574	662	642	561	624	764	716	530	641



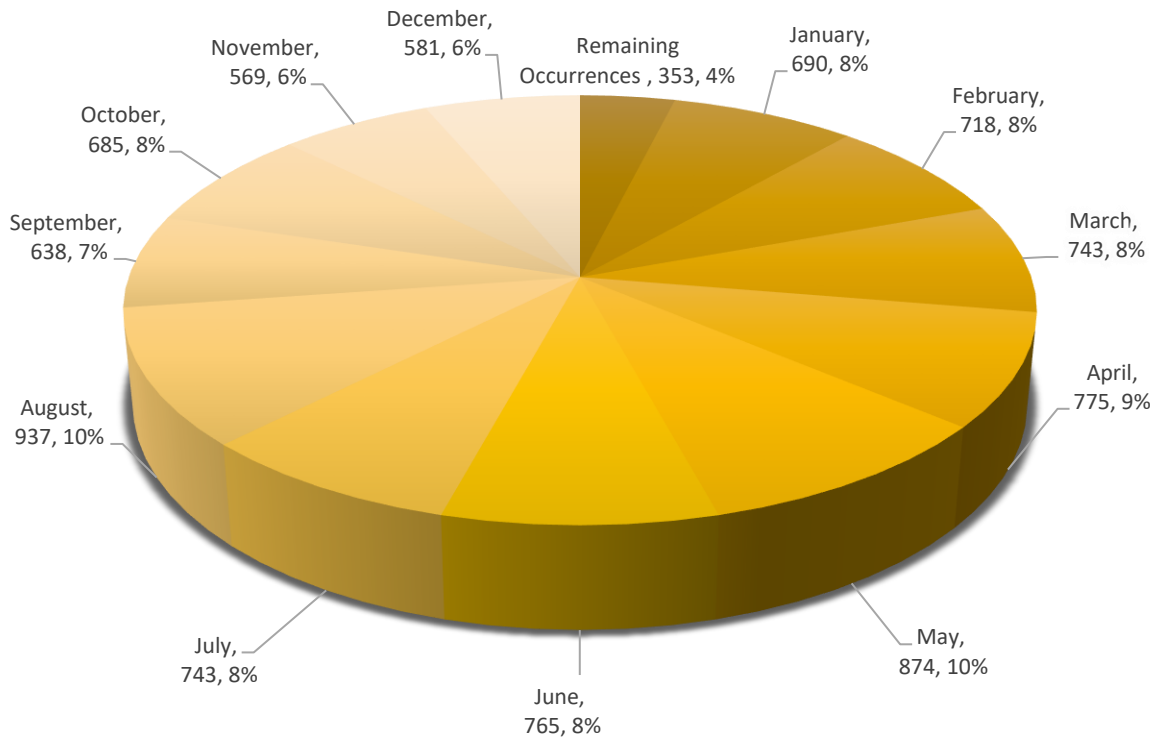
Number of Occurrences

	April 2023	May 2023	June 2023	July 2023	Aug 2023	Sept 2023	Oct 2023	Nov 2023	Dec 2023
Dispatched	386	444	426	412	435	375	407	305	351
Online Reporting	3	9	9	7	6	8	2	9	4
Total Occurrences	775	874	765	743	937	638	685	569	581

2023 Occurrences

2022 Occurrences = 9071

353 Less Occurrences in 2023 Compared to 2022 Total

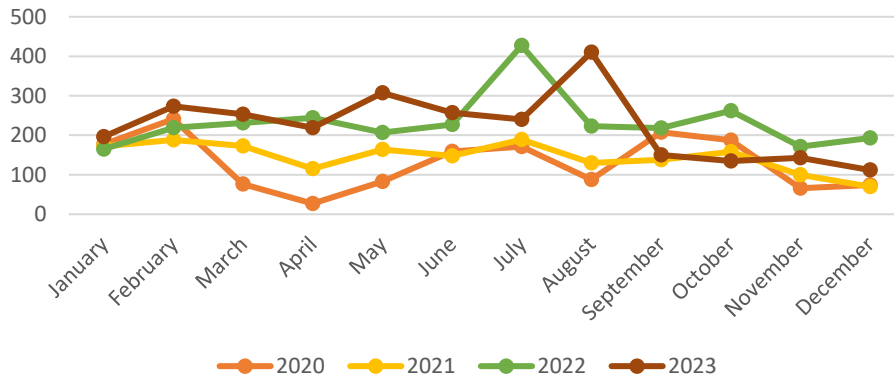


Tickets Issued

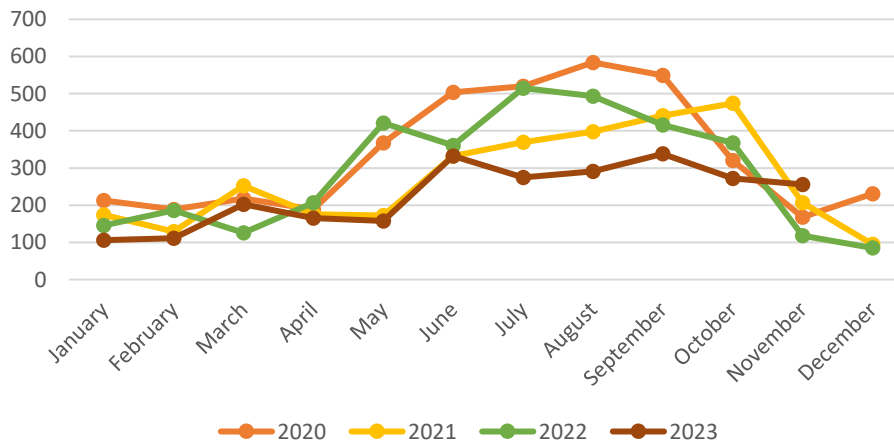
	April 2023	May 2023	June 2023	July 2023	Aug 2023	Sept 2023	Oct 2023	Nov 2023	Dec 2023
Violation Tickets	219	307	257	240	410	150	135	143	112
Mobile Electronic Enforcement	165	158	332	275	291	338	272	256	*
Intersection Safety Device	256	233	230	351	373	321	298	234	*
Total	640	698	819	866	1074	809	705	633	

* = not available yet

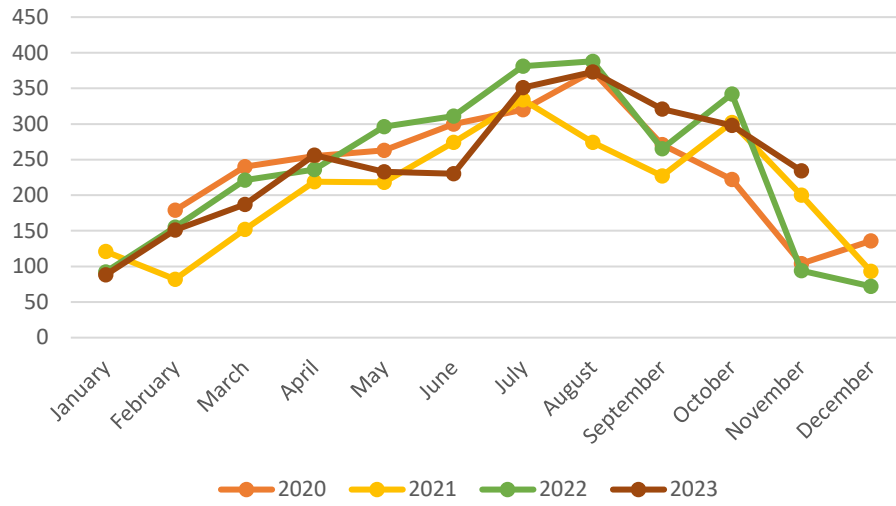
Violation Tickets



Mobile Electronic Enforcement Tickets



Intersection Safety Device Tickets



The Intersection Safety Device located at 68 Street & 48 Avenue was effective from February 1, 2020.

Monthly Comparisons

Crimes Against Persons					
	Compared to same month last year	2022 Yr Total	Dec 2022	Dec 2023	5 Yr Monthly Average for December
Homicide	↑	0	0	5	0
Robbery	↓	2	1	0	0
Sexual Assault	↑	20	2	4	2
Assault	↔	178	14	14	9
Criminal Harassment	↓	16	1	0	1
Uttering Threats	↑	62	2	5	3
Crimes Against Property					
	Compared to same month last year	2022 Yr Total	Dec 2022	Dec 2023	5 Yr Monthly Average for December
Break and Enter	↓	95	10	3	8
Business	↓	40	7	2	4
Residential	↔	22	0	0	1
Other (Detached Garden Shed)	↓	33	3	1	3
Theft of Motor Vehicles	↓	79	9	4	5
Car	↔	9	1	1	1
Truck/SUV	↓	59	8	3	4
Motorcycle	↔	3	0	0	0
Other (Van, ATV, Snowmobile, boat, etc)	↔	8	0	0	0
Theft Over \$5,000	↑	10	0	2	1
Theft from Motor Vehicles	↔	6	0	0	0
Shoplifting Over \$5,000	↔	0	0	0	0
Other Thefts Over \$5,000	↑	4	0	2	1
Thefts Under \$5,000	↓	343	21	16	22
Thefts from Motor Vehicles	↑	98	6	10	7
Shoplifting Under \$5,000	↓	128	9	1	7
Other Thefts Under \$5,000	↓	117	6	5	8

Monthly Comparisons (cont'd)

Crimes Against Property Continued						
		Compared to same month last year	2022 Yr Total	Dec 2022	Dec 2023	5 Yr Monthly Average for December
Mischief		↓	167	14	11	10
Frauds		↔	103	6	6	7
	Credit Card	↔	5	0	0	0
	General Fraud	↔	94	6	6	7
	Forgery & Uttering	↔	4	0	0	0
	Other (Personation, etc.)	↔	0	0	0	0
Drug Offences						
		Compared to same month last year	2022 Yr Total	Dec 2022	Dec 2023	5 Yr Monthly Average for December
Possession		↓	22	1	0	4
	Cocaine	↔	3	0	0	0
	Methamphetamine	↓	14	1	0	3
	Other	↔	5	0	0	1
Trafficking/Possession for the Purpose of Trafficking		↓	31	3	0	2
	Cocaine	↔	10	0	0	0
	Methamphetamine	↓	14	2	0	1
	Other	↓	7	1	0	1